

Verizon

Visual Improvement Program


Revised for Plan Check 10/05/2012

1800 Solar Drive
Oxnard, CA 93030

06.8740.000

Gensler

Architect
1230 Avenue of the Americas
Suite 1500
New York, NY 10020
Telephone 212.492.1400
Facsimile 212.492.1472

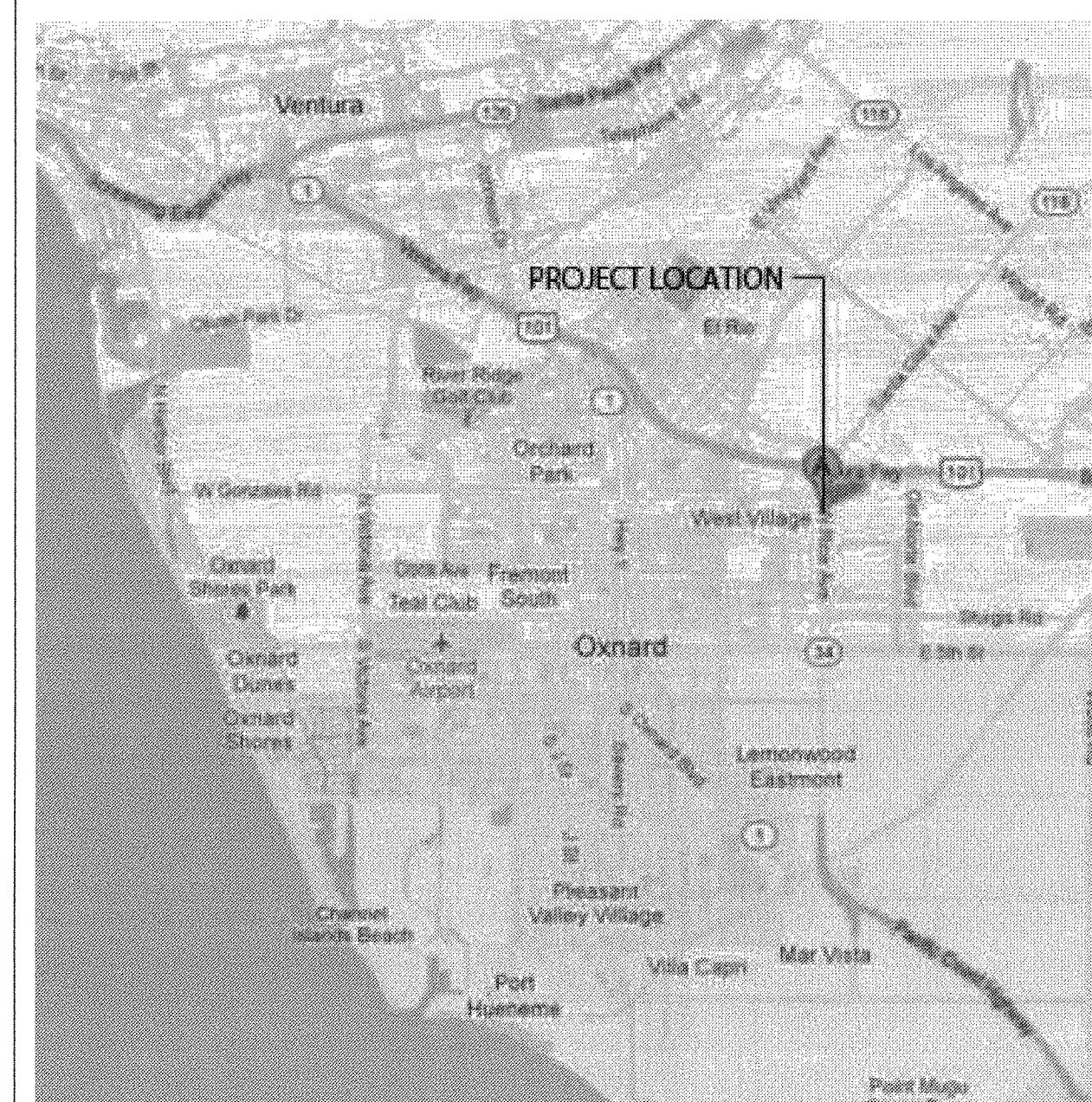


SYSKA HENNESSY
GROUP
A member company of SH Group, Inc.

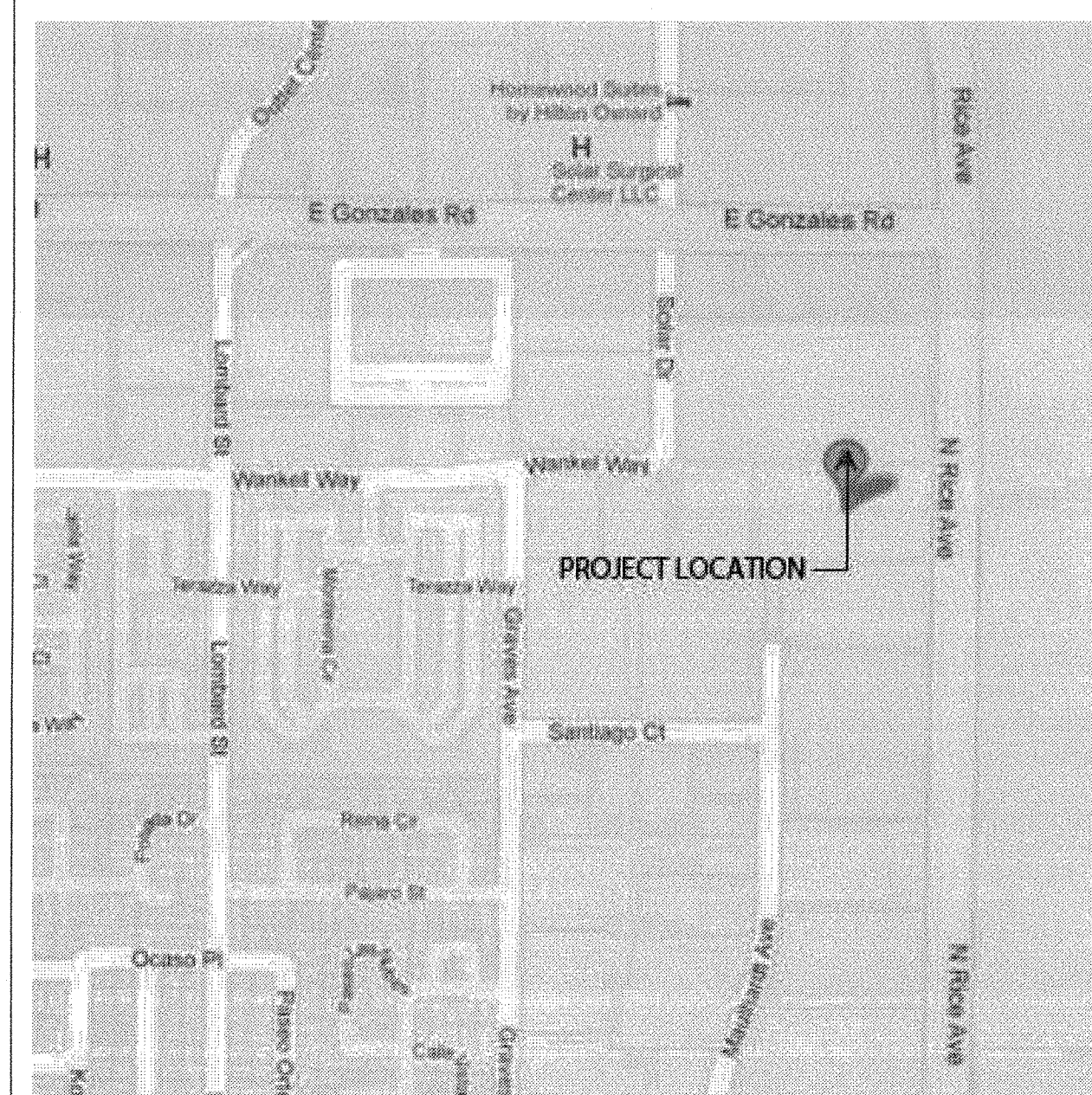
MEP Engineer
800 Corporate Pointe
Suite 200
Culver City, CA 90230
Telephone: 310.312.0200
Fax: 310.473.7468

DEPARTMENT OF BUILDING NOTES

VICINITY MAP



LOCATION MAP



DRAWING INDEX

NEW ISSUE REVISED ISSUE ISSUED WITH NO CHANGES REMOVED FROM SET - NOT ISSUED

Table listing drawing sheets under categories: ARCHITECTURAL, FIRE PROTECTION, PLUMBING, MECHANICAL, ELECTRICAL, IT, and AUDIO VISUAL. Columns include sheet number, description, and status indicators.

ASBESTOS NOTE

IN THE EVENT OF ASBESTOS OR OTHER TOXIC SUBSTANCE EXPOSURE OR THE SUBSTANTIAL RISK THEREOF...

PROJECT INFORMATION

BUILDING ADDRESS: 1800 SOLAR DRIVE, OXNARD, CA 93030
OCCUPANCY TYPE: BUSINESS (B)
AREA OF WORK: 17,075 SF
FIRE PROTECTION: FULLY SPRINKLERED
CONSTRUCTION TYPE: IA
SEISMIC ZONE: ZONE 4

PROJECT DESCRIPTION

THIS PROJECT OCCUPIES PORTIONS OF THE GROUND, SECOND AND THIRD FLOOR AND IS A SINGLE TENANT RENOVATION INCLUDING ARCHITECTURAL, MECHANICAL, ELECTRICAL AND PLUMBING MODIFICATIONS...

APPLICABLE CODES

- INTERNATIONAL BUILDING CODE 2009 (CALIFORNIA BUILDING CODE 2010)
- OXNARD ORDINANCE 82383
- CALIFORNIA BUILDING STANDARDS CODE
- NATIONAL ELECTRICAL CODE 2005 (CALIFORNIA ELECTRICAL CODE 2007)
- INTERNATIONAL FIRE CODE 2006 (CALIFORNIA FIRE CODE 2007)
- NFPA VOLS 1-12
- CALIFORNIA BUILDING CODE 2007 (TITLE 24, PART 2)
- CALIFORNIA ENERGY CODE 2008



1800 Solar Drive
Oxnard, CA 93030


1230 Avenue of the Americas
Suite 1500
New York, NY 10020
Telephone: 212.492.1400
Facsimile 212.492.1472



Syska Hennessy Group, Inc.
800 Corporate Pointe
Suite 200
Culver City, CA 90230
Telephone: 310.312.0200
Fax: 310.473.7468

Revision table with columns: Issue, Date & Issue Description, By, Check. Includes entries for 01 (06/22/12), 02 (07/31/12), 03 (08/10/12), 04 (09/12/12), and 05 (10/05/12).

Seal/Signature



Project Name: VERIZON V.I.P.

Project Number: 06.8740.000
CAD File Name: A00-00
Description: INDEX

Scale

A00.00_SD

GRAPHIC SYMBOLS (CONT.)

ELEVATION INDICATION

- GLASS SYMBOL
- MASONRY COURSING
- WOOD VENEER
- STONE

SECTION INDICATIONS

- ACOUSTICAL CEILING TILE
- ALUMINUM
- BRICK
- CARPET
- CONCRETE
- CONCRETE MASONRY UNIT
- CUTSTONE
- EARTH OR GROUND
- FABRIC WRAPPED PANEL
- GLASS
- GRAVEL
- GYPSUM BOARD
- INSULATION (LOOSE OR BATT)
- INSULATION (RIGID)
- METAL
- PLASTER
- PLASTER/LATH
- PLYWOOD
- PRE-CAST PANELS
- SAND OR GROUT
- STONE
- WOOD (FINISHED)
- WOOD (CONTINUOUS MEMBER)
- WOOD (INTERRUPTED MEMBER)

GRAPHIC SYMBOLS (CONT.)

REFLECTED CEILING

- ACOUSTICAL CEILING AND GRID
- CEILING HEIGHT CHANGE SYMBOL
- FINISH CEILING HEIGHT SYMBOL
- GRID STARTPOINT SYMBOL
- CEILING FINISH TAG
- MOTION SENSOR
- CEILING MOUNTED SPEAKER
- CEILING MOUNTED CAMERA
- CEILING MOUNTED SPRINKLER HEAD
- CEILING MOUNTED SMOKE DETECTOR
- CEILING MOUNTED EXIT SIGN
- WALL MOUNTED EXIT SIGN
- DENOTES EXISTING TO REMAIN
- DENOTES EXISTING TO BE RELOCATED

LIGHT FIXTURES

- FLORESCENT LIGHT FIXTURE
- FLORESCENT LIGHT FIXTURE / EMERGENCY CIRCUIT
- EXISTING LIGHT FIXTURE TO BE REMOVED
- UNDER CABINET FLORESCENT FIXTURE
- FLORESCENT STRIP FIXTURE
- FLORESCENT PENDANT FIXTURE
- RECESSED DOWNLIGHT
- RECESSED ADJUSTABLE DOWNLIGHT
- RECESSED WALL WASHER
- TRACK LIGHTING
- SURFACE MOUNTED LIGHT FIXTURE
- WALL SCONCE
- LIGHT SWITCH
- DIMMER SWITCH

MECHANICAL FIXTURES

- RETURN AIR
- SUPPLY AIR
- CIRCULAR DIFFUSER
- LINEAR DIFFUSER
- EXHAUST FAN
- FIRE SPRINKLER
- ACCESS DOOR

GRAPHIC SYMBOLS (CONT.)

POWER AND COMMUNICATION, CONT

SURFACE FLOOR MOUNTED, POKE THRU DEVICES

- SURFACE FLOOR MOUNTED, POKE THRU, SINGLE RECEPTACLE
- SURFACE FLOOR MOUNTED, POKE THRU, DUPLEX RECEPTACLE
- SURFACE FLOOR MOUNTED, POKE THRU, QUADRUPLEX RECEPTACLE
- SURFACE FLOOR MOUNTED, POKE THRU, COMBINATION DUPLEX & VOICE/DATA RECEPTACLE
- SURFACE FLOOR MOUNTED, POKE THRU, COMBINATION QUADRUPLEX & VOICE/DATA RECEPTACLES
- SURFACE FLOOR MOUNTED, POKE THRU, COMBINATION DUPLEX, AUDIO VISUAL AND VOICE/DATA RECEPTACLES
- SURFACE FLOOR MOUNTED, POKE THRU, COMBINATION QUADRUPLEX, AV & VOICE/DATA RECEPTACLES
- SURFACE FLOOR MOUNTED, POKE THRU, VOICE/DATA RECEPTACLE
- SURFACE FLOOR MOUNTED, POKE THRU, DATA RECEPTACLE
- SURFACE FLOOR MOUNTED, POKE THRU, VOICE RECEPTACLE
- SURFACE FLOOR MOUNTED, POKE THRU, AV RECEPTACLE
- SURFACE FLOOR MOUNTED, POKE THRU, SYSTEMS WORKSTATION PANEL POWER INFEEED
- SURFACE FLOOR MOUNTED, POKE THRU, SYSTEMS WORKSTATION PANEL VOICE INFEEED

FURNITURE SYSTEMS MOUNTED DEVICES

- FURNITURE SYSTEMS MOUNTED, SINGLE RECEPTACLE
- FURNITURE SYSTEMS MOUNTED, DUPLEX RECEPTACLE
- FURNITURE SYSTEMS MOUNTED, QUADRUPLEX RECEPTACLE
- FURNITURE SYSTEMS MOUNTED, VOICE/DATA RECEPTACLE
- FURNITURE SYSTEMS MOUNTED, DATA RECEPTACLE
- FURNITURE SYSTEMS MOUNTED, VOICE RECEPTACLE
- FURNITURE SYSTEM ELECTRIC PIGTAIL
- FURNITURE MOUNTED, POWER POLE

SECURITY DEVICES

- CARD READER
- ELECTRIC DOOR BELL PUSH
- ELECTRIC DOOR BELL
- INTERCOM
- REMOTE DOOR RELEASE BUTTON
- MOTION SENSOR
- INTRUSION ALARM
- ELECTRIC DOOR HINGE
- ELECTRICAL DOOR HOLD OPEN
- ELECTRICAL DOOR RELEASE
- ELECTRICAL DOOR MONITOR CONTACT
- DOUBLE DOOR MONITOR CONTACT
- ELECTRIC LOCKSET
- ELECTRIC KEY SWITCH
- ELECTRIC STRIKE
- MAGNETIC LOCKSET

GRAPHIC SYMBOLS (CONT.)

POWER AND COMMUNICATION

WALL MOUNTED DEVICES

- EQUIPMENT TAG (REFER TO EQUIPMENT SCHEDULE)
- WALL MOUNTED FIRE ALARM STROBE
- FIRE ALARM PULL
- FIRE WARDEN STATION
- WALL MOUNTED, SINGLE RECEPTACLE
- WALL MOUNTED, DUPLEX RECEPTACLE
- WALL MOUNTED, QUADRUPLEX RECEPTACLE
- WALL MOUNTED, VOICE/DATA RECEPTACLE
- WALL MOUNTED, DATA RECEPTACLE
- WALL MOUNTED, VOICE RECEPTACLE
- WALL MOUNTED, THERMOSTAT
- WALL MOUNTED, CABLE TV RECEPTACLE
- WALL MOUNTED, AV RECEPTACLE
- WALL MOUNTED, AV TROUGH
- WALL MOUNTED, ELECTRICAL JUNCTION BOX
- WALL MOUNTED, VOICE/DATA JUNCTION BOX
- WALL MOUNTED, SYSTEMS WORKSTATION PANEL POWER INFEEED
- WALL MOUNTED, SYSTEMS WORKSTATION PANEL VOICE/DATA INFEEED
- WALL MOUNTED, CONDUIT STUB-OUT POWER
- WALL MOUNTED, CONDUIT STUB-OUT VOICE AND DATA
- WALL MOUNTED, CONDUIT STUB-OUT AV
- WALL MOUNTED, PLUG MOLD

FLUSH FLOOR MOUNTED DEVICES

- FLUSH FLOOR MOUNTED, SINGLE RECEPTACLE
- FLUSH FLOOR MOUNTED, DUPLEX RECEPTACLE
- FLUSH FLOOR MOUNTED, QUADRUPLEX RECEPTACLE
- FLUSH FLOOR MOUNTED, COMBINATION DUPLEX & VOICE/DATA RECEPTACLE
- FLUSH FLOOR MOUNTED, COMBINATION QUADRUPLEX & VOICE/DATA RECEPTACLES
- FLUSH FLOOR MOUNTED, COMBINATION DUPLEX, AUDIO VISUAL AND VOICE/DATA RECEPTACLES
- FLUSH FLOOR MOUNTED, COMBINATION QUADRUPLEX, AV & VOICE/DATA RECEPTACLES
- FLUSH FLOOR MOUNTED, VOICE/DATA RECEPTACLE
- FLUSH FLOOR MOUNTED, DATA RECEPTACLE
- FLUSH FLOOR MOUNTED, VOICE RECEPTACLE
- FLUSH FLOOR MOUNTED, SYSTEMS WORKSTATION PANEL POWER INFEEED
- FLUSH FLOOR MOUNTED, SYSTEMS WORKSTATION PANEL VOICE INFEEED
- FLUSH FLOOR MOUNTED, AV RECEPTACLE
- FLUSH FLOOR MOUNTED, RAISED FLOOR BOX, COMBINATION POWER, VOICE/DATA
- FLUSH FLOOR MOUNTED, RAISED FLOOR BOX, COMBINATION POWER, VOICE/DATA, AV
- FLUSH FLOOR MOUNTED, RAISED FLOOR BOX, AV

FLUSH FLOOR MOUNTED, POKE THRU, DEVICES

- FLUSH FLOOR MOUNTED, POKE THRU, SINGLE RECEPTACLE
- FLUSH FLOOR MOUNTED, POKE THRU, DUPLEX RECEPTACLE
- FLUSH FLOOR MOUNTED, POKE THRU, QUADRUPLEX RECEPTACLE
- FLUSH FLOOR MOUNTED, POKE THRU, COMBINATION DUPLEX & VOICE/DATA RECEPTACLE
- FLUSH FLOOR MOUNTED, POKE THRU, COMBINATION QUADRUPLEX & VOICE/DATA RECEPTACLES
- FLUSH FLOOR MOUNTED, POKE THRU, COMBINATION DUPLEX, AUDIO VISUAL AND VOICE/DATA RECEPTACLES
- FLUSH FLOOR MOUNTED, POKE THRU, COMBINATION QUADRUPLEX, AV & VOICE/DATA RECEPTACLES
- FLUSH FLOOR MOUNTED, POKE THRU, VOICE/DATA RECEPTACLE
- FLUSH FLOOR MOUNTED, POKE THRU, DATA RECEPTACLE
- FLUSH FLOOR MOUNTED, POKE THRU, VOICE RECEPTACLE
- FLUSH FLOOR MOUNTED, POKE THRU, AV RECEPTACLE
- FLUSH FLOOR MOUNTED, POKE THRU, SYSTEMS WORKSTATION PANEL POWER INFEEED
- FLUSH FLOOR MOUNTED, POKE THRU, SYSTEMS WORKSTATION PANEL VOICE INFEEED

SURFACE FLOOR MOUNTED DEVICES

- SURFACE FLOOR MOUNTED, SINGLE RECEPTACLE
- SURFACE FLOOR MOUNTED, DUPLEX RECEPTACLE
- SURFACE FLOOR MOUNTED, QUADRUPLEX RECEPTACLE
- SURFACE FLOOR MOUNTED, COMBINATION DUPLEX & VOICE/DATA RECEPTACLE
- SURFACE FLOOR MOUNTED, COMBINATION QUADRUPLEX & VOICE/DATA RECEPTACLES
- SURFACE FLOOR MOUNTED, COMBINATION DUPLEX, AUDIO VISUAL AND VOICE/DATA RECEPTACLES
- SURFACE FLOOR MOUNTED, COMBINATION QUADRUPLEX, AV & VOICE/DATA RECEPTACLES
- SURFACE FLOOR MOUNTED, VOICE/DATA RECEPTACLE
- SURFACE FLOOR MOUNTED, DATA RECEPTACLE
- SURFACE FLOOR MOUNTED, VOICE RECEPTACLE
- SURFACE FLOOR MOUNTED, AV RECEPTACLE
- SURFACE FLOOR MOUNTED, SYSTEMS WORKSTATION PANEL POWER INFEEED
- SURFACE FLOOR MOUNTED, SYSTEMS WORKSTATION PANEL VOICE INFEEED
- SURFACE FLOOR MOUNTED, CONDUIT STUB UP, AV
- SURFACE FLOOR MOUNTED, CONDUIT STUB UP, POWER
- SURFACE FLOOR MOUNTED, CONDUIT STUB UP, VOICE/DATA

GRAPHIC SYMBOLS (CONT.)

CONSTRUCTION (CONT.)

- OFFICE
- ROOM NAME
- ROOM NUMBER
- SHEETNOTE REFERENCE
- WALL TYPE REFERENCE
- DOOR REFERENCE NUMBER (REFER TO DOOR SCHEDULE)
- DOOR TYPE
- HARDWARE TYPE
- DOOR NUMBER
- DOOR TYPE | HARDWARE TYPE
- WINDOW REFERENCE NUMBER (REFER TO WINDOW SCHEDULE)
- WINDOW REFERENCE NUMBER (REFER TO WINDOW SCHEDULE)
- MILLWORK REFERENCE NUMBER (REFER TO MILLWORK SCHEDULE)
- ELEVATION DATUM REFERENCE
- MATCH LINE SYMBOL
- ALIGN WITH ESTABLISHED SURFACES
- WALL MOUNTED LIFE SAFETY EQUIPMENT AND DEVICES
- FIRE WARDEN STATION SYMBOL
- WALL MOUNTED FIRE ALARM STROBE SYMBOL
- FIRE ALARM PULL SYMBOL
- WALL MOUNTED, FIRE EXTINGUISHER CABINET
- WALL MOUNTED FIRE EXTINGUISHER
- WALL MOUNTED FIRE HOSE CABINET
- WALL MOUNTED FIRE VALVE
- WALL MOUNTED FIRE VALVE CABINET

FINISH

- WALL FINISH
- BASE FINISH
- WALL FINISH
- WALL FINISH
- WAISCOT FINISH
- BASE FINISH
- EXTENT OF WALL/WAINSCOT/BASE FINISH
- SPECIAL FINISH
- FLOOR FINISH
- CHANGE IN FLOOR FINISH

GRAPHIC SYMBOLS

CONSTRUCTION

- COLUMN GRID REFERENCE NUMBER
- COLUMN GRID LINES AND REFERENCE NUMBER
- EXISTING CONSTRUCTION TO REMAIN
- EXISTING CONSTRUCTION TO BE DEMOLISHED
- NEW PARTITION
- 1 HR. RATED PARTITION
- 2 HR. RATED PARTITION
- 3 HR. RATED PARTITION
- 4 HR. RATED PARTITION
- SMOKE PARTITION
- EGRESS PATH PRIMARY
- EGRESS PATH SECONDARY
- MILLWORK
- MILLWORK ABOVE
- DETAIL NUMBER
- SHEET NUMBER
- DESCRIPTION OF SIMILAR OR OPPOSITE FLOOR NUMBER AND AREA OR PHASE
- AREA TO BE DETAILED
- LOCATION ON ROW WHERE ELEVATION IS SHOWN
- DIRECTION OF ELEVATION
- ROW ON SHEET WHERE ELEVATION IS SHOWN
- SHEET NUMBER WHERE ELEVATION IS SHOWN
- REVISION REFERENCE NUMBER
- REVISION CLOUD DEPICTING ARE REVISED




1800 Solar Drive
Oxnard, CA 93030

1230 Avenue of the Americas
Suite 1500
New York, NY 10020
Telephone: 212.492.1400
Facsimile 212.492.1472



Syska Hennessy Group, Inc.
800 Corporate Pointe
Suite 200
Culver City, CA 90230
Telephone: 310.312.0200
Fax: 310.473.7468

Issue	Date & Issue Description	By	Check
01	06/22/12 PROGRESS SET	SJ	SJ
02	07/31/12 Issued for Plan Check	ESMC	SJ
1	03 08/10/12 ISSUED FOR CONSTRUCTION	ESMC	SJ
3	04 10/25/12 REVISED FOR PLAN CHECK COMMENTS	ESMC	SJ



Project Name
VERIZON V.I.P.

Project Number
06.8740.000

CAD File Name
A00-01

Description
GRAPHIC SYMBOLS

Scale

A00.01_SD

SHEET NOTES



1800 Solar Drive
Oxnard, CA 93030

1230 Avenue of the Americas
Suite 1500
New York, NY 10020
Telephone: 212.492.1400
Facsimile 212.492.1472

Gensler




Syska Hennessy Group, Inc.
800 Corporate Pointe
Suite 200
Culver City, CA 90230
Telephone: 310.312.0200
Fax: 310.473.7468

Issue	Date & Issue Description	By	Check
01	07/31/12	ESMC	SJ
Issued for Plan Check			
1	08/10/12	ESMC	SJ
ISSUED FOR CONSTRUCTION			
3	10/05/12	ESMC	SJ
REVISED FOR PLAN CHECK COMMENTS			

GENERAL NOTES

Seal/Signature




Project Name
VERIZON V.I.P.

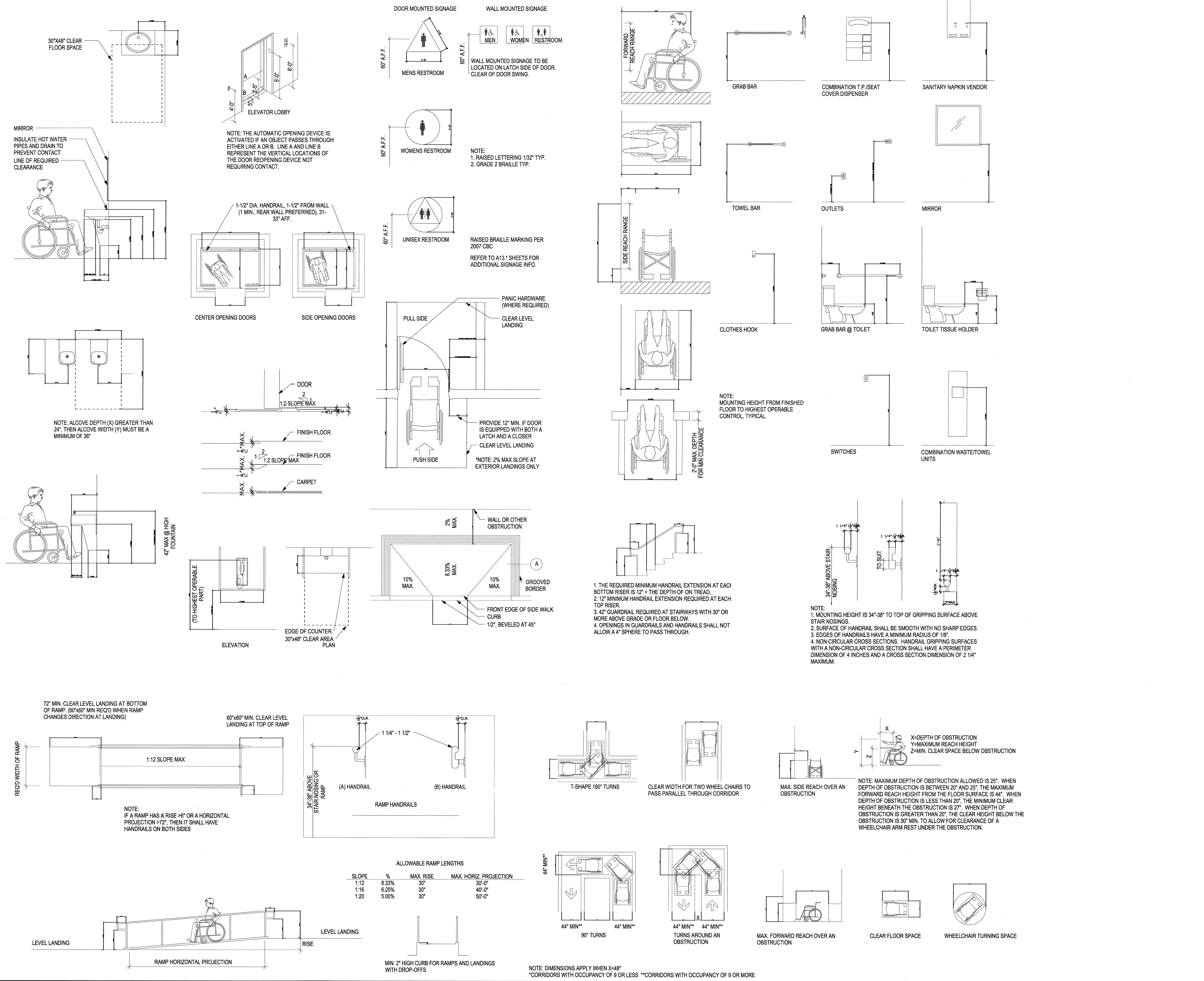
Project Number
06.8740.000
CAD File Name
A00-10
Description
ACCESSIBILITY DIAGRAMS

Scale

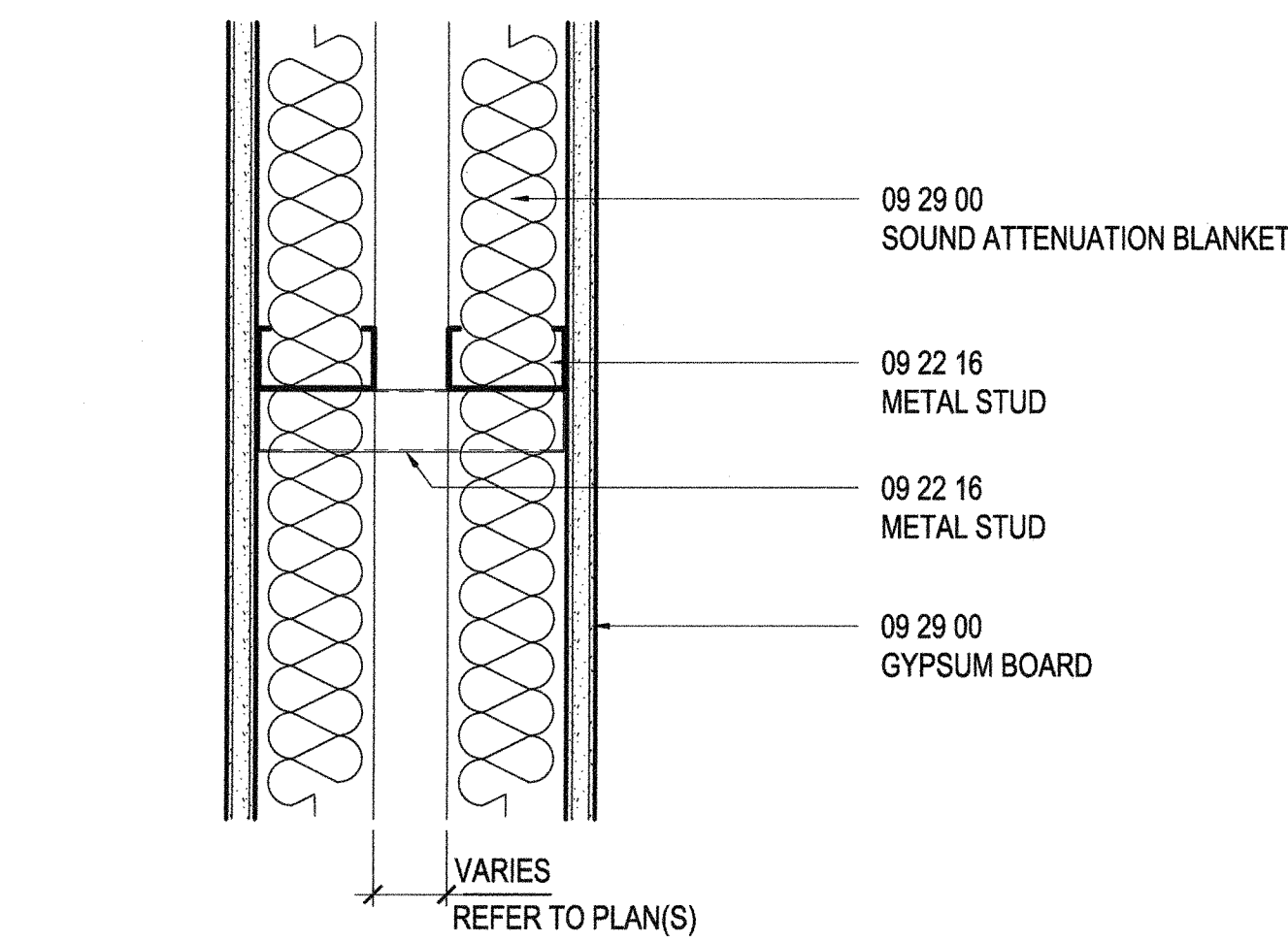
A00.11_SD



©2012 Gensler

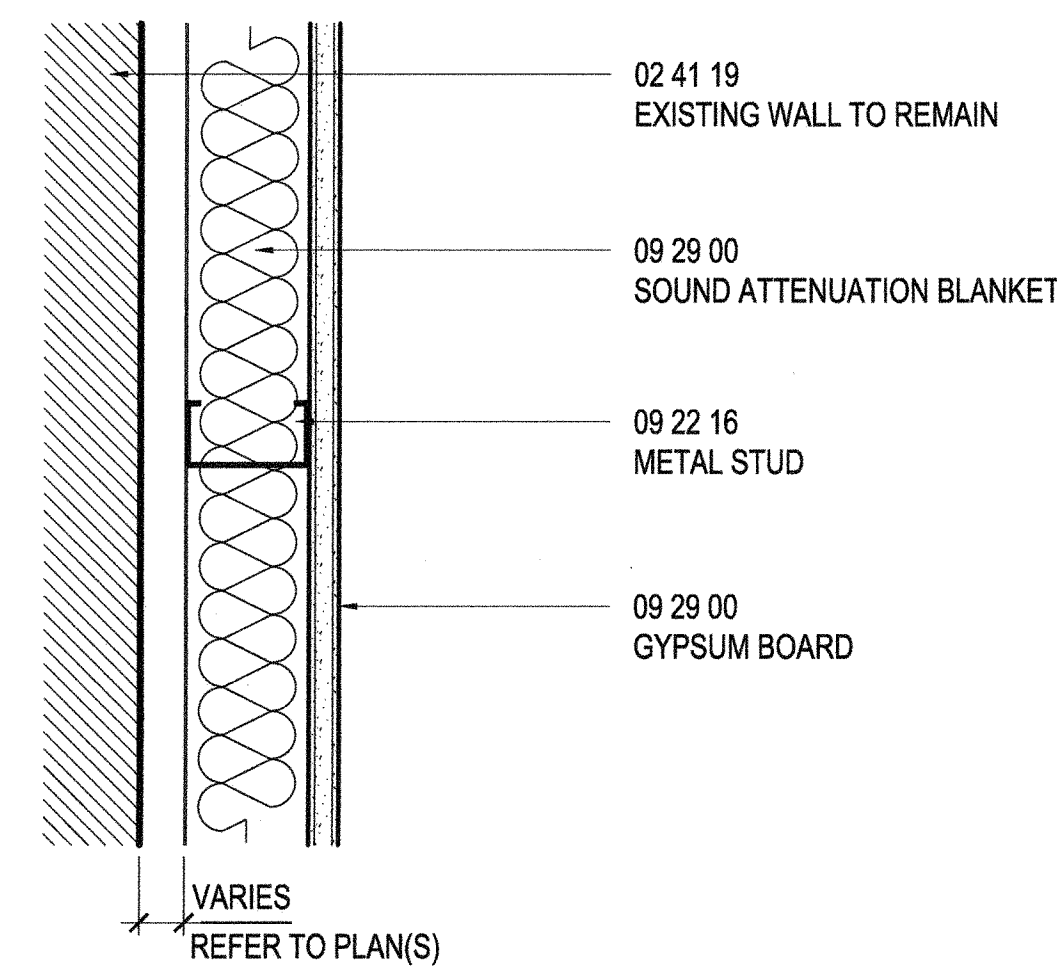


R:\06\A00\A00.11_SD\A00.11_SD.dwg, UC1, 15, 2012, 3:26PM



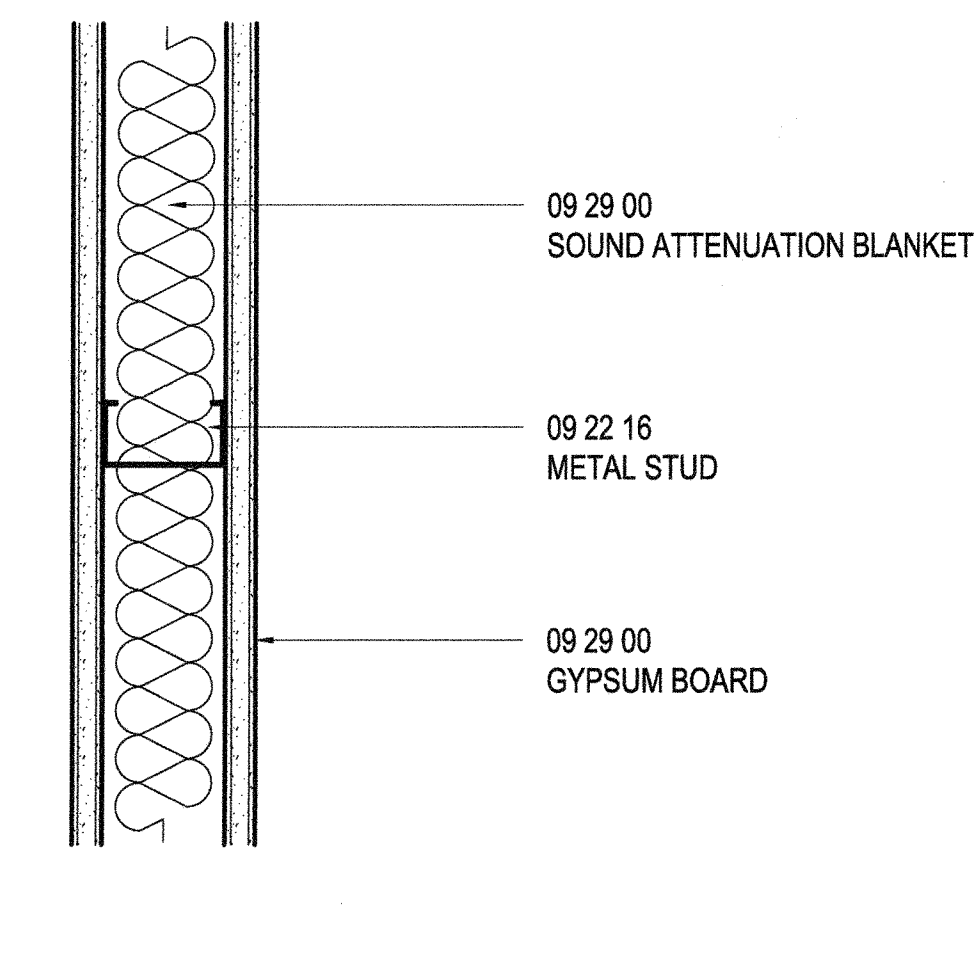
PARTITION TYPE	MTL THICKNESS	STUD SPACING	GYP BD THICKNESS	ATTENUATION THICKNESS	HEAD OF WALL DETAIL	BOTTOM OF WALL DETAIL	FIRE RATING	TESTED ASSEMBLY NUMBER	STC RATING
K3F	.032	16"	5/8"	3"	HWK1	BWK1	-	-	-

REMARKS:



PARTITION TYPE	MTL THICKNESS	STUD SPACING	GYP BD THICKNESS	ATTENUATION THICKNESS	HEAD OF WALL DETAIL	BOTTOM OF WALL DETAIL	FIRE RATING	TESTED ASSEMBLY NUMBER	STC RATING
D3E	.032	16"	5/8"	3"	HWD7/8	BWD1	-	-	-

REMARKS:



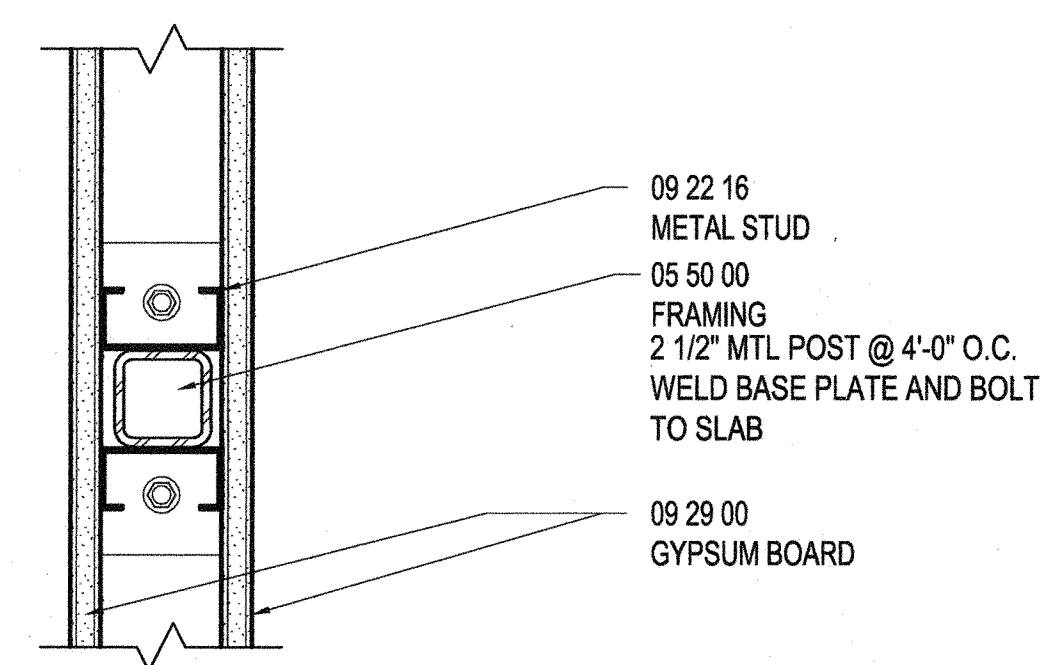
PARTITION TYPE	MTL THICKNESS	STUD SPACING	GYP BD THICKNESS	ATTENUATION THICKNESS	HEAD OF WALL DETAIL	BOTTOM OF WALL DETAIL	FIRE RATING	TESTED ASSEMBLY NUMBER	STC RATING
A3C	.032	16"	5/8"	3"	HWA3	BWA1	-	-	-

REMARKS:

PARTITION PLAN TYPE K
SCALE: 3" = 1'-0"

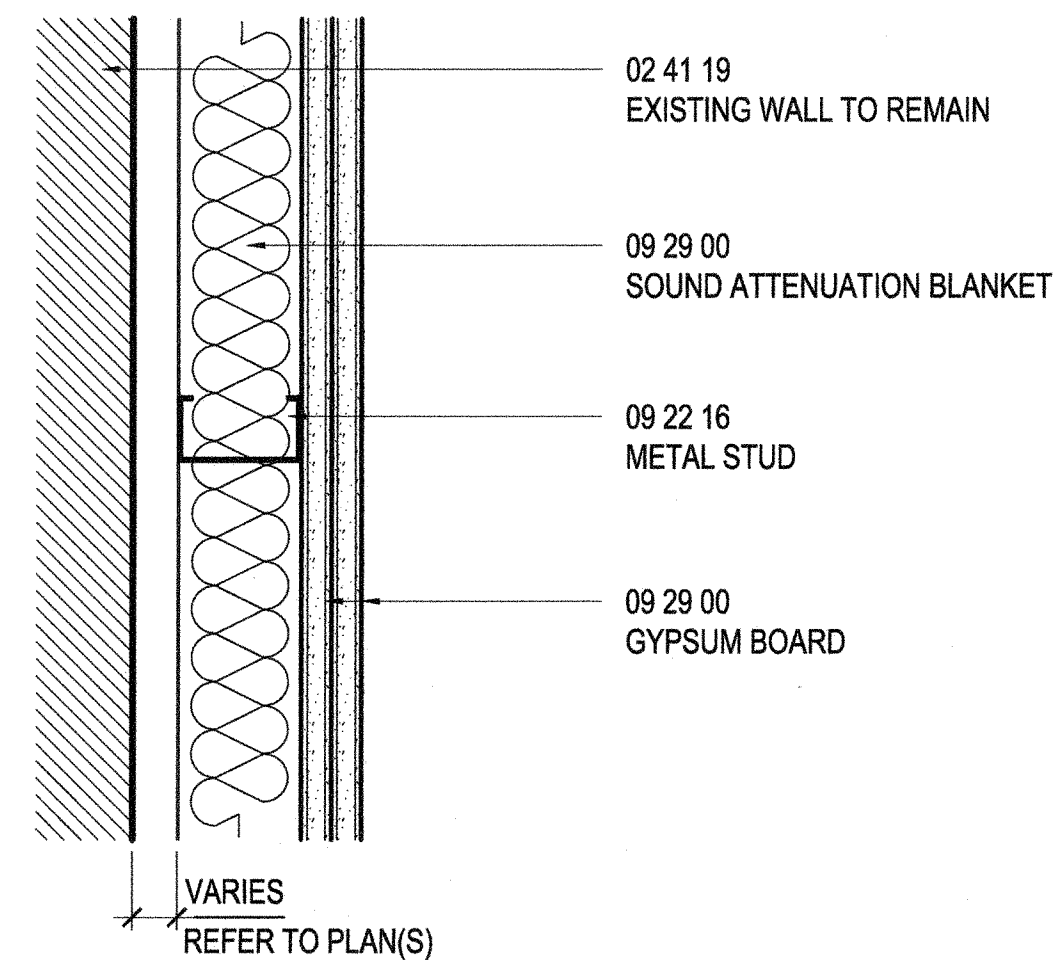
PARTITION PLAN TYPE D
SCALE: 3" = 1'-0"

PARTITION PLAN TYPE A
SCALE: 3" = 1'-0"



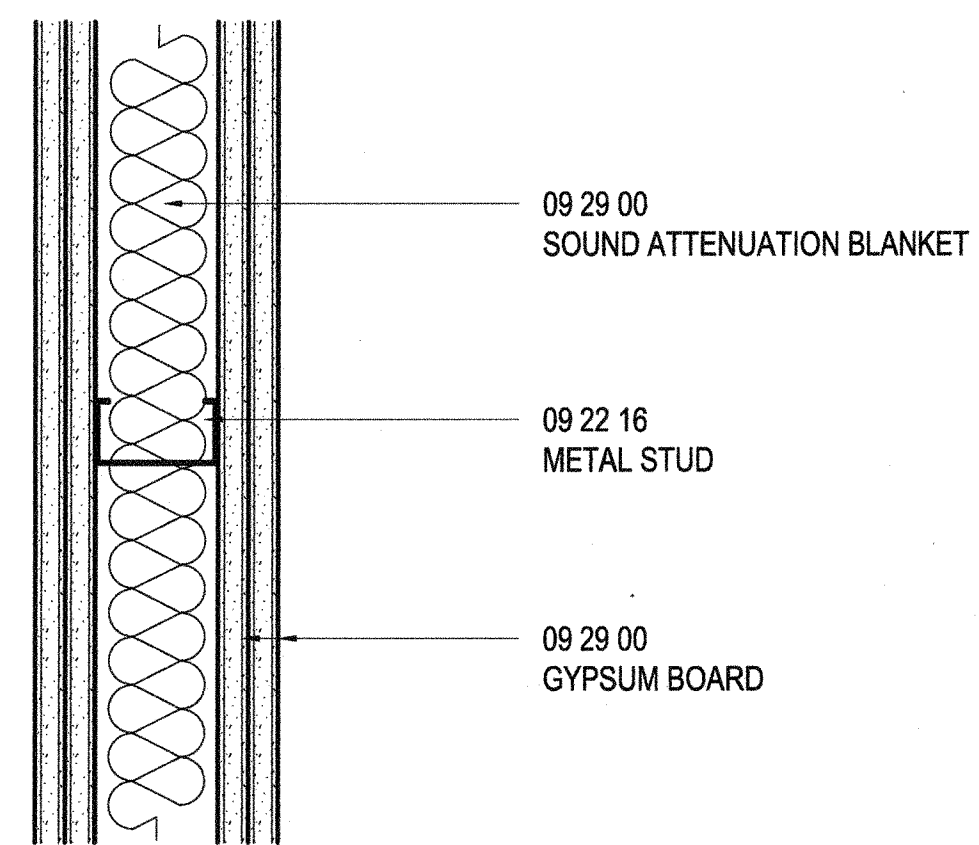
PARTITION TYPE	MTL THICKNESS	STUD SPACING	GYP BD THICKNESS	ATTENUATION THICKNESS	HEAD OF WALL DETAIL	BOTTOM OF WALL DETAIL	FIRE RATING	TESTED ASSEMBLY NUMBER	STC RATING
H2L	.032	16"	5/8"	-	HWA10	BWL1	-	-	-

REMARKS:



PARTITION TYPE	MTL THICKNESS	STUD SPACING	GYP BD THICKNESS	ATTENUATION THICKNESS	HEAD OF WALL DETAIL	BOTTOM OF WALL DETAIL	FIRE RATING	TESTED ASSEMBLY NUMBER	STC RATING
E3C	.032	16"	5/8"	3"	HWE3	BWE1	-	-	-

REMARKS:



PARTITION TYPE	MTL THICKNESS	STUD SPACING	GYP BD THICKNESS	ATTENUATION THICKNESS	HEAD OF WALL DETAIL	BOTTOM OF WALL DETAIL	FIRE RATING	TESTED ASSEMBLY NUMBER	STC RATING
B3C	.032	16"	5/8"	3"	HWB3	BWB1	-	-	-

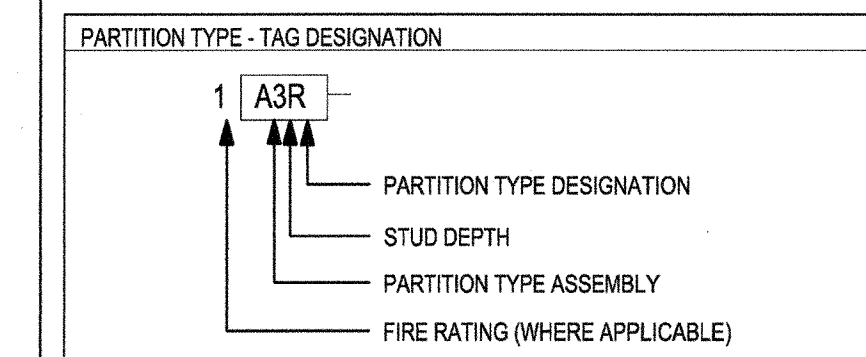
REMARKS:

PARTITION PLAN TYPE H
SCALE: 3" = 1'-0"

PARTITION PLAN TYPE E
SCALE: 3" = 1'-0"

PARTITION PLAN TYPE B
SCALE: 3" = 1'-0"

SHEET NOTES



TYPE	STRUCTURAL ASSEMBLY	SHEATHING	STUD	SHEATHING
A	1-LAYER METAL C-STUD	1-LAYER	1-LAYER	1-LAYER
B	2-LAYERS METAL C-STUD	2-LAYERS	2-LAYERS	2-LAYERS
C	2-LAYERS METAL C-STUD	1-LAYER	1-LAYER	1-LAYER
D	1-LAYER METAL C-STUD	NONE	NONE	NONE
E	2-LAYERS METAL C-STUD	NONE	NONE	NONE
F	1-LAYER MET CHANNEL	NONE	NONE	NONE
G	1-LAYER LAMINATED	NONE	NONE	NONE
H	1-LAYER METAL C-H STUD	1-LAYER	1-LAYER	1-LAYER
J	2-LAYERS METAL C-H STUD	1-LAYER	1-LAYER	1-LAYER
K	1-LAYER METAL C-H STUD (2)	1-LAYER	1-LAYER	1-LAYER
L	2-LAYERS METAL C-H STUD (2)	2-LAYERS	2-LAYERS	2-LAYERS
M	1-LAYER MASONRY WALL			
NZ	FOR FUTURE EXPANSION			
WV	1-LAYER WOOD STUD	1-LAYER	1-LAYER	1-LAYER
WB	2-LAYERS WOOD STUD	2-LAYERS	2-LAYERS	2-LAYERS
WC	2-LAYERS WOOD STUD	1-LAYER	1-LAYER	1-LAYER
WD	1-LAYER WOOD STUD	NONE	NONE	NONE
WE	2-LAYERS WOOD STUD	NONE	NONE	NONE
WK	1-LAYER WOOD STUD (2)	1-LAYER	1-LAYER	1-LAYER
WL	2-LAYERS WOOD STUD (2)	2-LAYERS	2-LAYERS	2-LAYERS

STUD DEPTH SCHEDULE	MTL STUD DEPTH	MTL C-H STUD DEPTH	WOOD STUD DEPTH	CMU WOTH DEPTH
0	NO FRAMING REQUIRED			
1	1 5/8"	2 1/2"	2 1/2"	9 5/8"
2	2 1/2"	2 1/2"	2 1/2"	11 5/8"
3	3 5/8"	4"	4"	13 5/8"
4	4"	4"	4"	15 5/8"
5	4"	4"	4"	17 5/8"
6	4"	4"	4"	19 5/8"
7	7/8" FURRING CHANNEL			
8				7 5/8"

* THE DEPTH DESIGNATIONS 1 AND 2 ARE USED FOR 9 5/8" AND 11 5/8" BLOCKS RESPECTIVELY.

PARTITION TYPE DESIGNATION SCHEDULE	TYPE	DESCRIPTION
F	FULL HEIGHT PARTITION	
C	6" ABOVE FINISHED CEILING-SLAB TO 6" ABOVE	
W	WATER RESISTANT GYPSUM BOARD-SLAB TO SLAB	
R	RATED WALL	
A	RAISED FLOOR - SLAB	
B	RAISED FLOOR - 6" ABOVE CEILING	
D	RAISED FLOOR - UNDERSIDE OF CEILING	
E	SLAB - UNDERSIDE OF CEILING	
L	LOW HEIGHT PARTITION	

GENERAL NOTES



1800 Solar Drive
Oxnard, CA 93030


1230 Avenue of the Americas
Suite 1500
New York, NY 10020
Telephone: 212.492.1400
Facsimile: 212.492.1472



Syska Hennessy Group, Inc.
800 Corporate Pointe
Suite 200
Calver City, CA 90230
Telephone: 310.312.0200
Fax: 310.473.7468

Issue	Date & Issue Description	By	Check
01	06/22/12	SJ	SJ
	PROGRESS SET		
02	07/31/12	ESMC	SJ
	Issued for Plan Check		
1	08/10/12	ESMC	SJ
	ISSUED FOR CONSTRUCTION		
2	08/21/12	ESMC	SJ
	BULLETIN #1		
3	10/09/12	ESMC	SJ
	REVISED FOR PLAN CHECK COMMENTS		

Seal/Signature



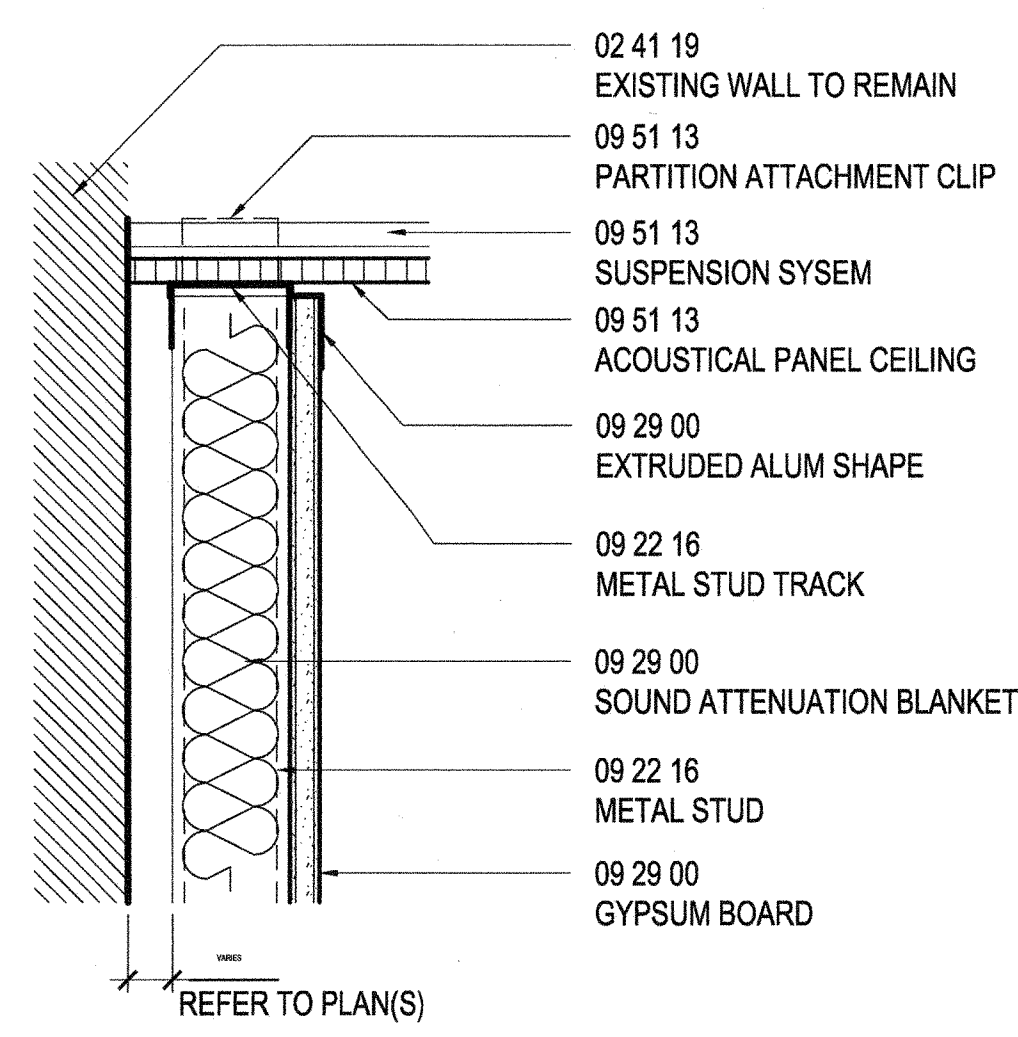
Project Name
VERIZON V.I.P.

Project Number
06.8740.000
CAD File Name
A00-20
Description
PARTITION TYPES

Scale

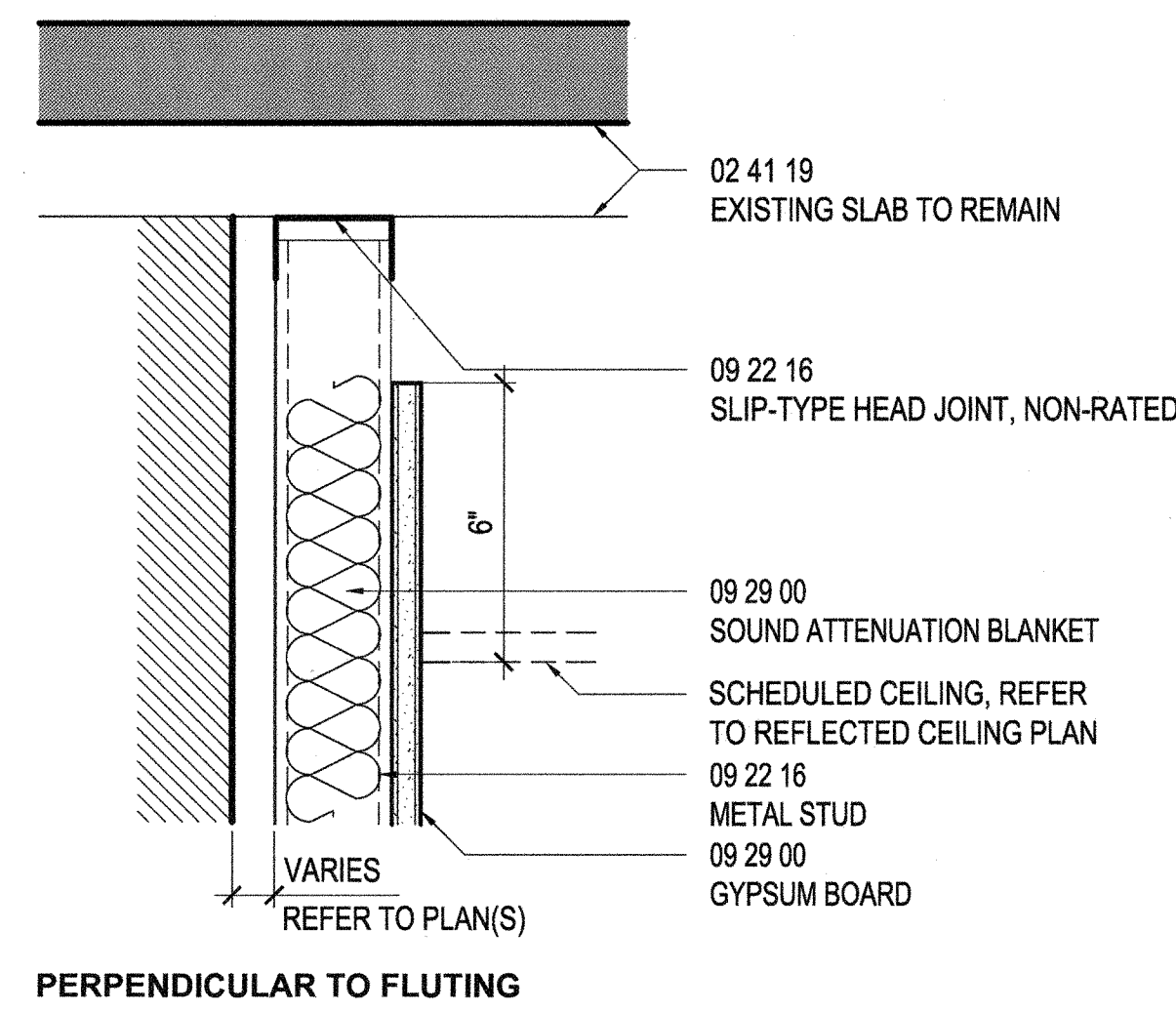
A00.20_SD

©2012 Gensler

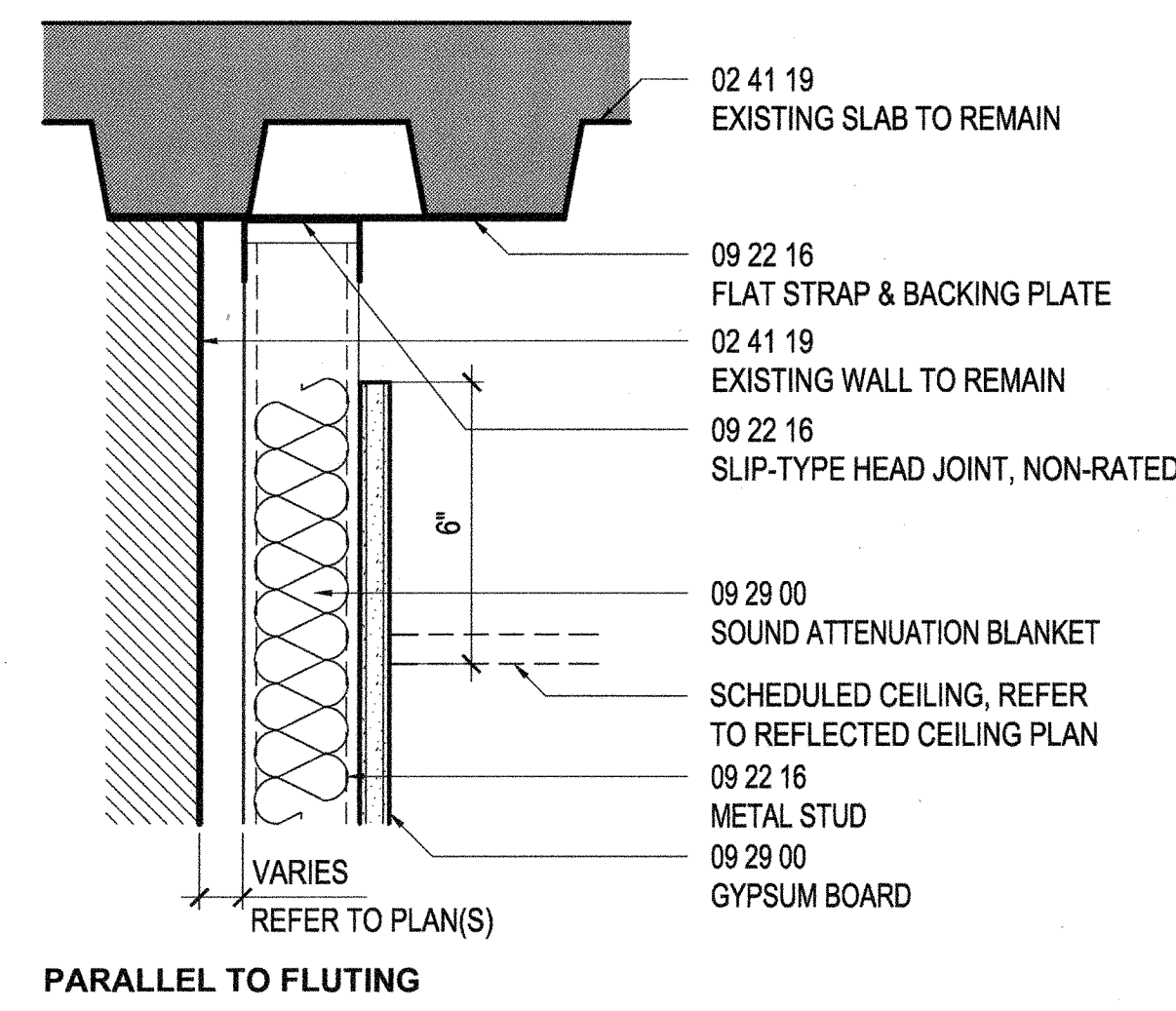


HEAD OF WALL DETAIL
SCALE: 3"=1'-0"

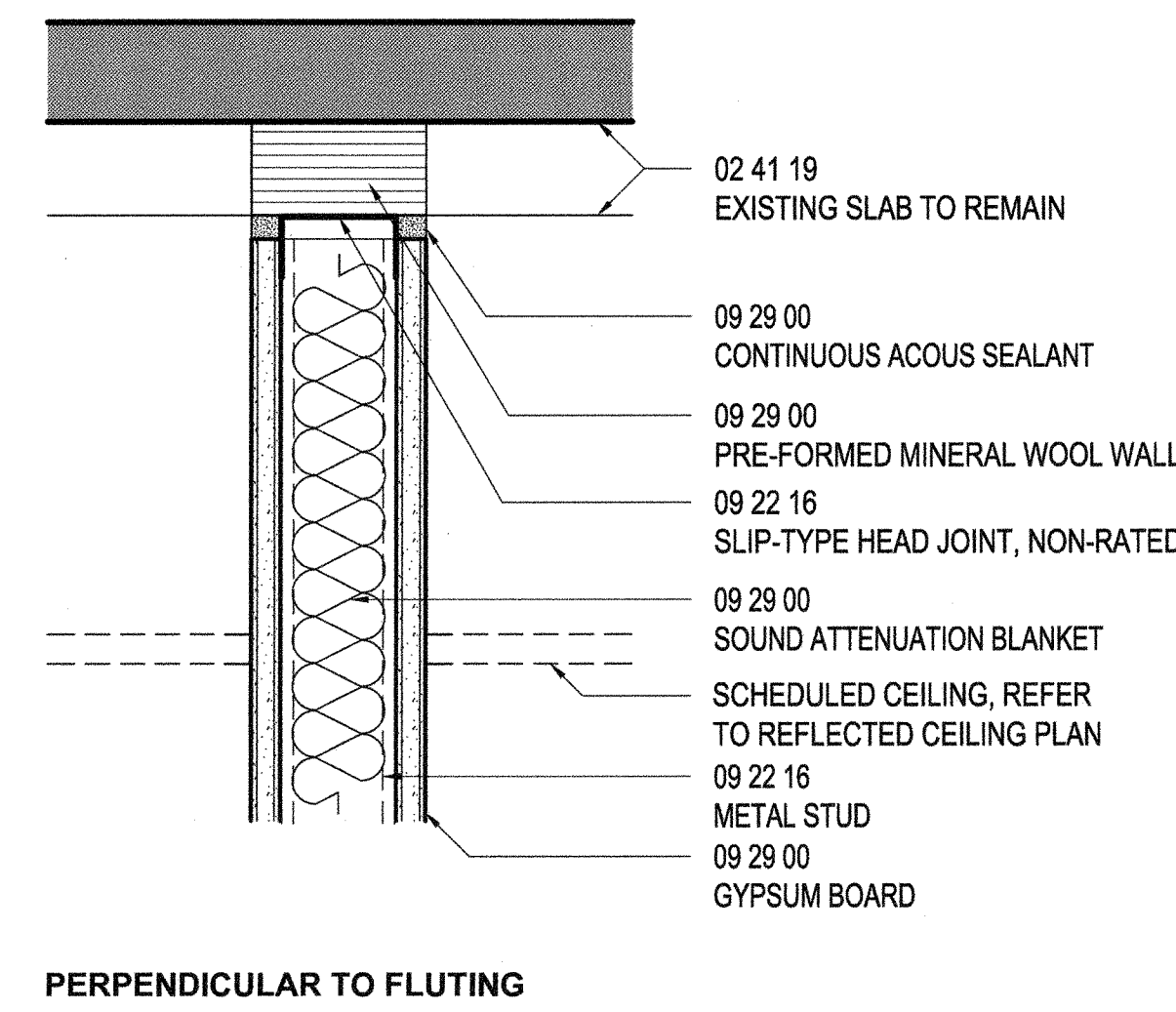
HWD7



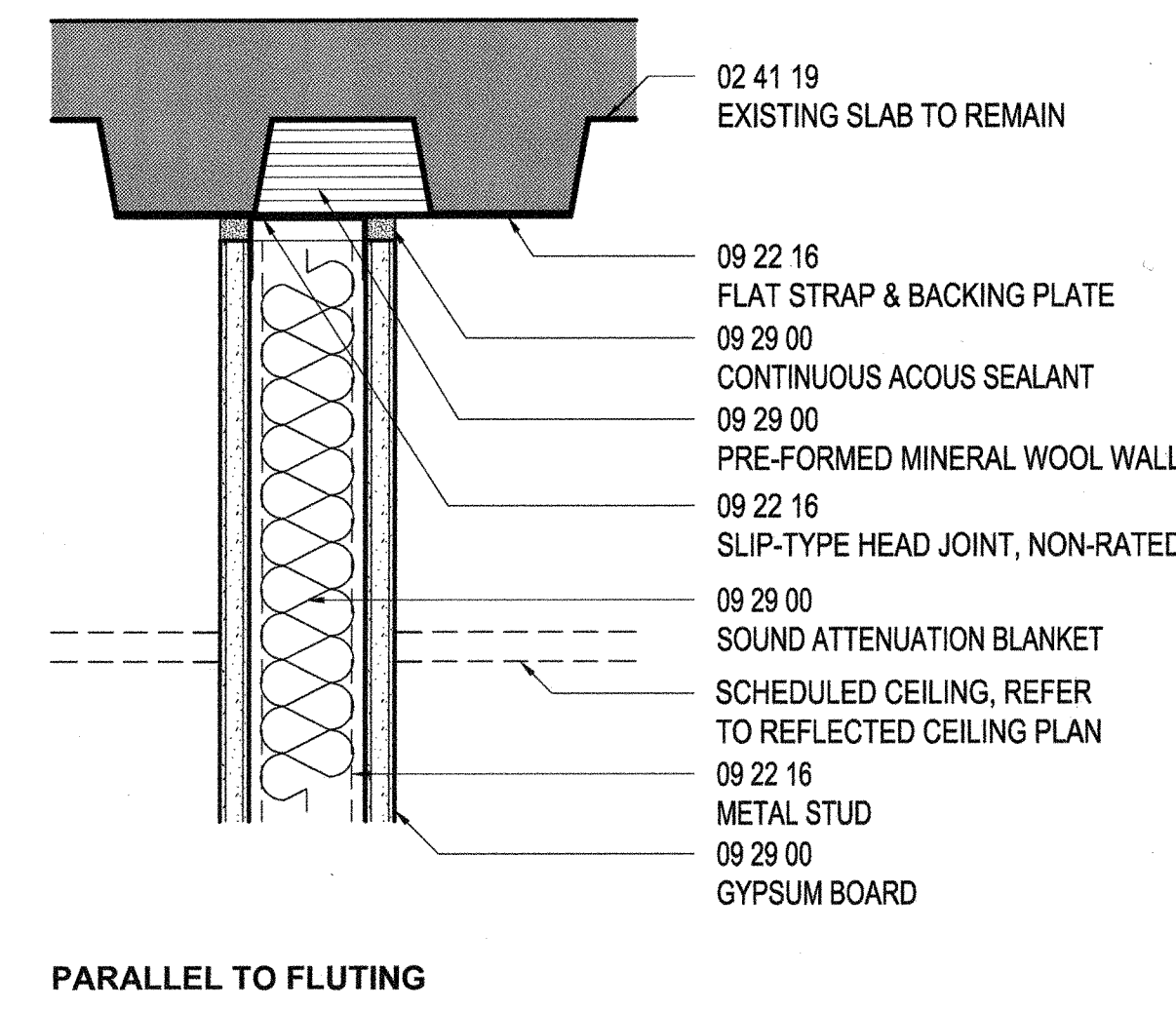
HEAD OF WALL DETAIL
SCALE: 3"=1'-0"



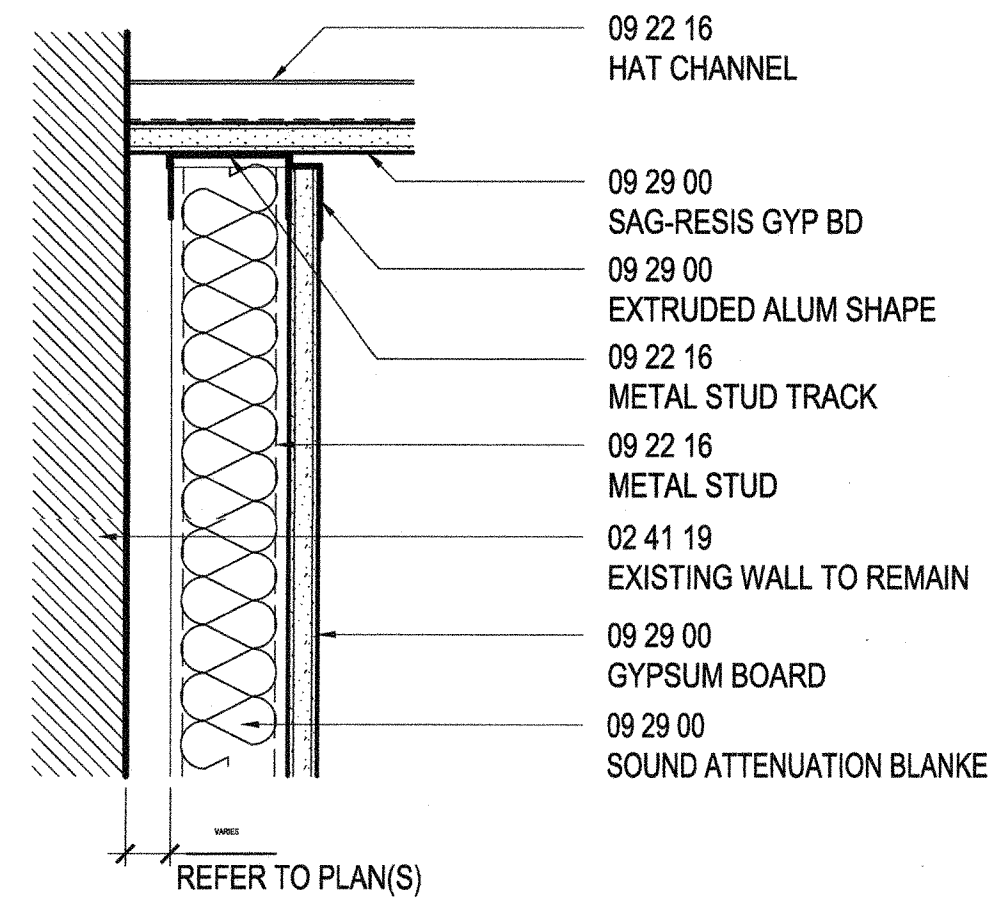
HWD3



HEAD OF WALL DETAIL
SCALE: 3"=1'-0"

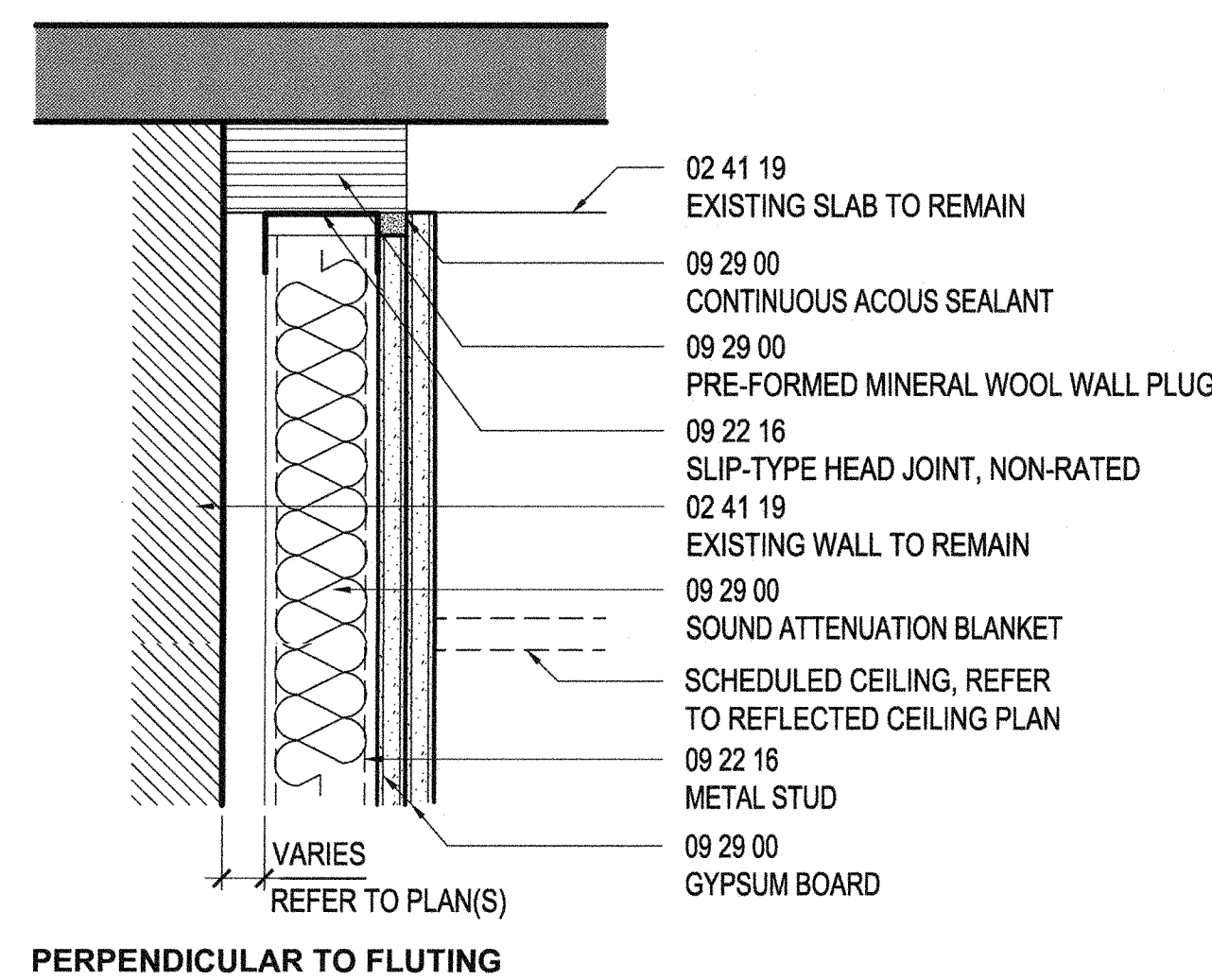


HWA1

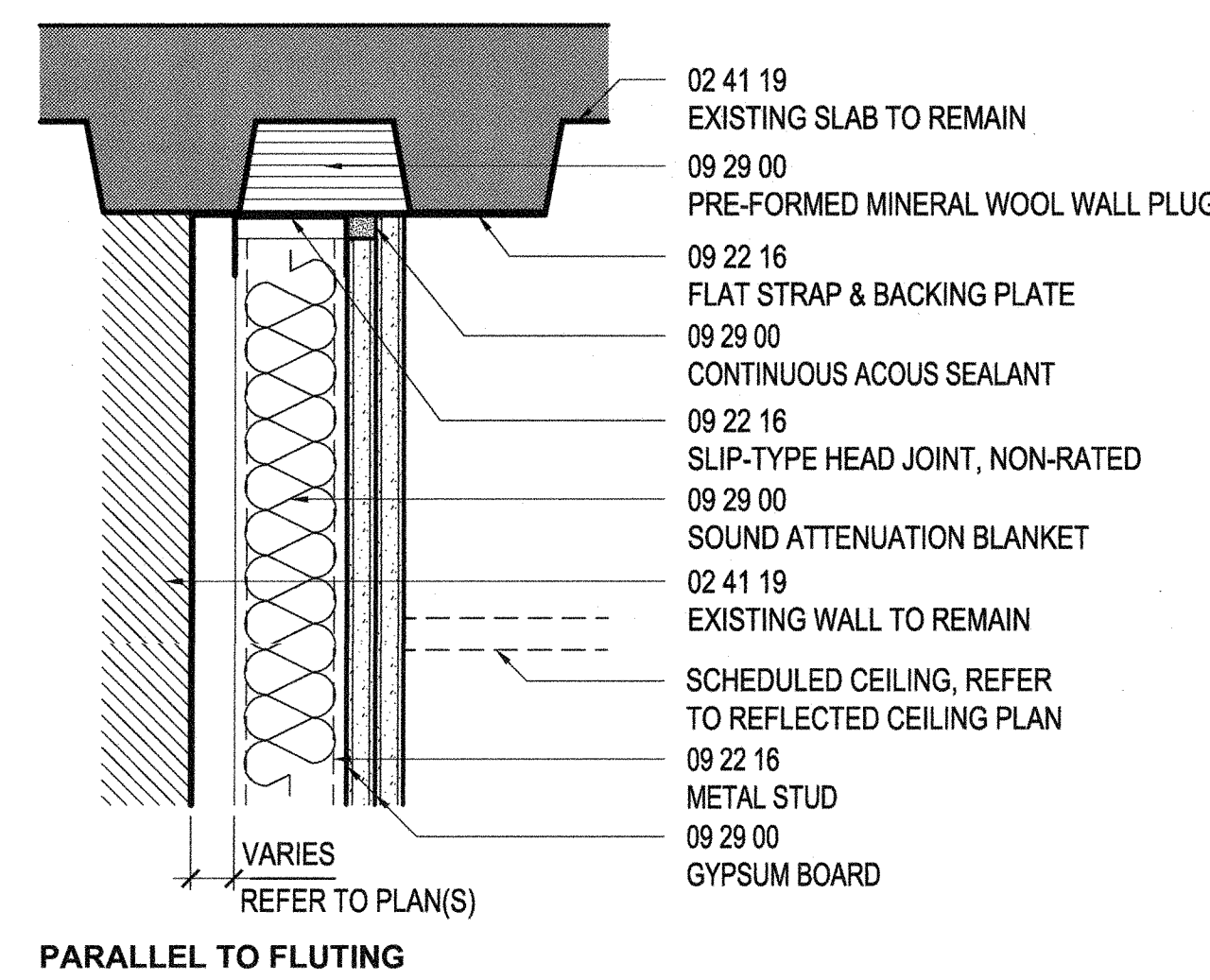


HEAD OF WALL DETAIL
SCALE: 3"=1'-0"

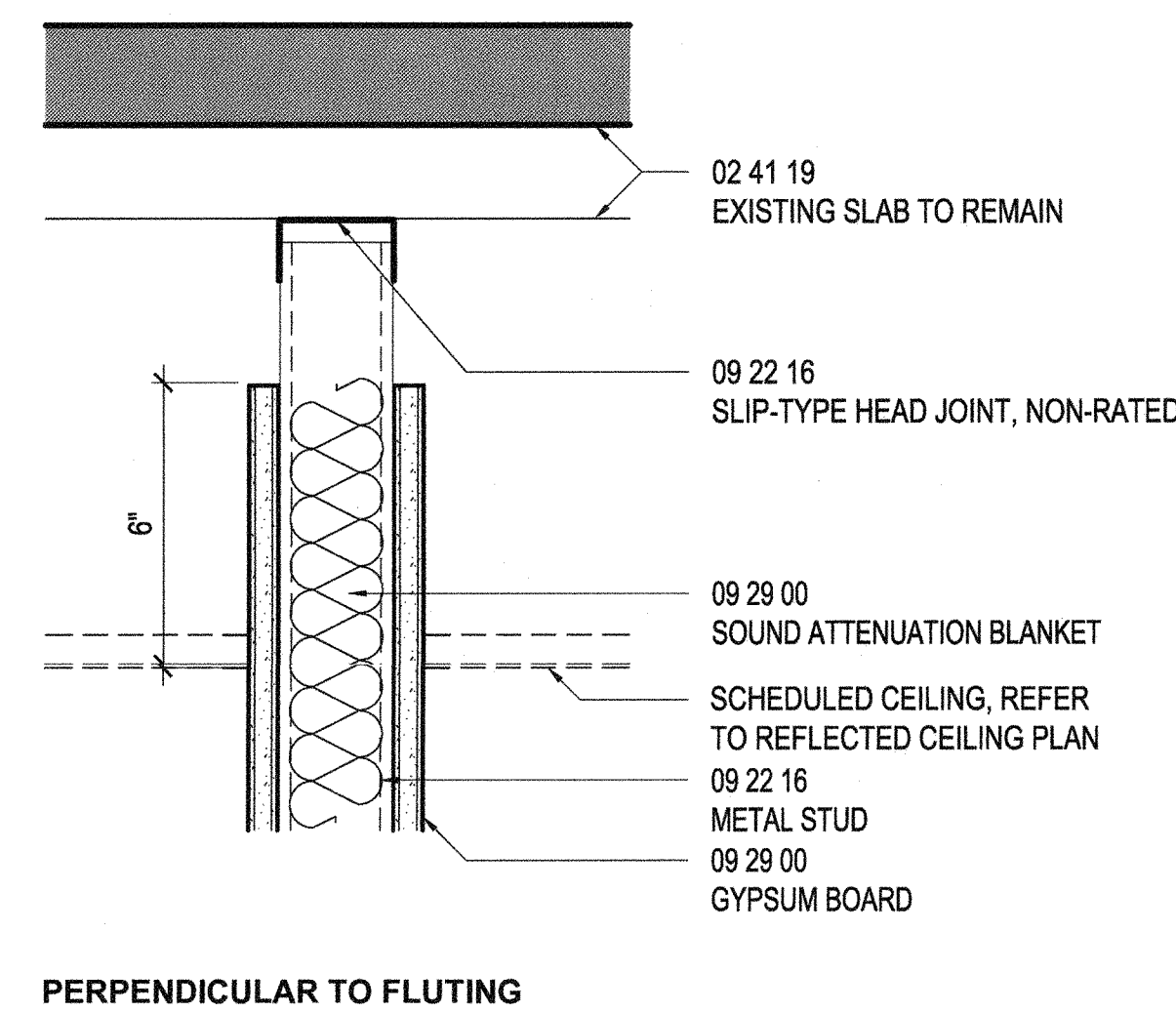
HWD8



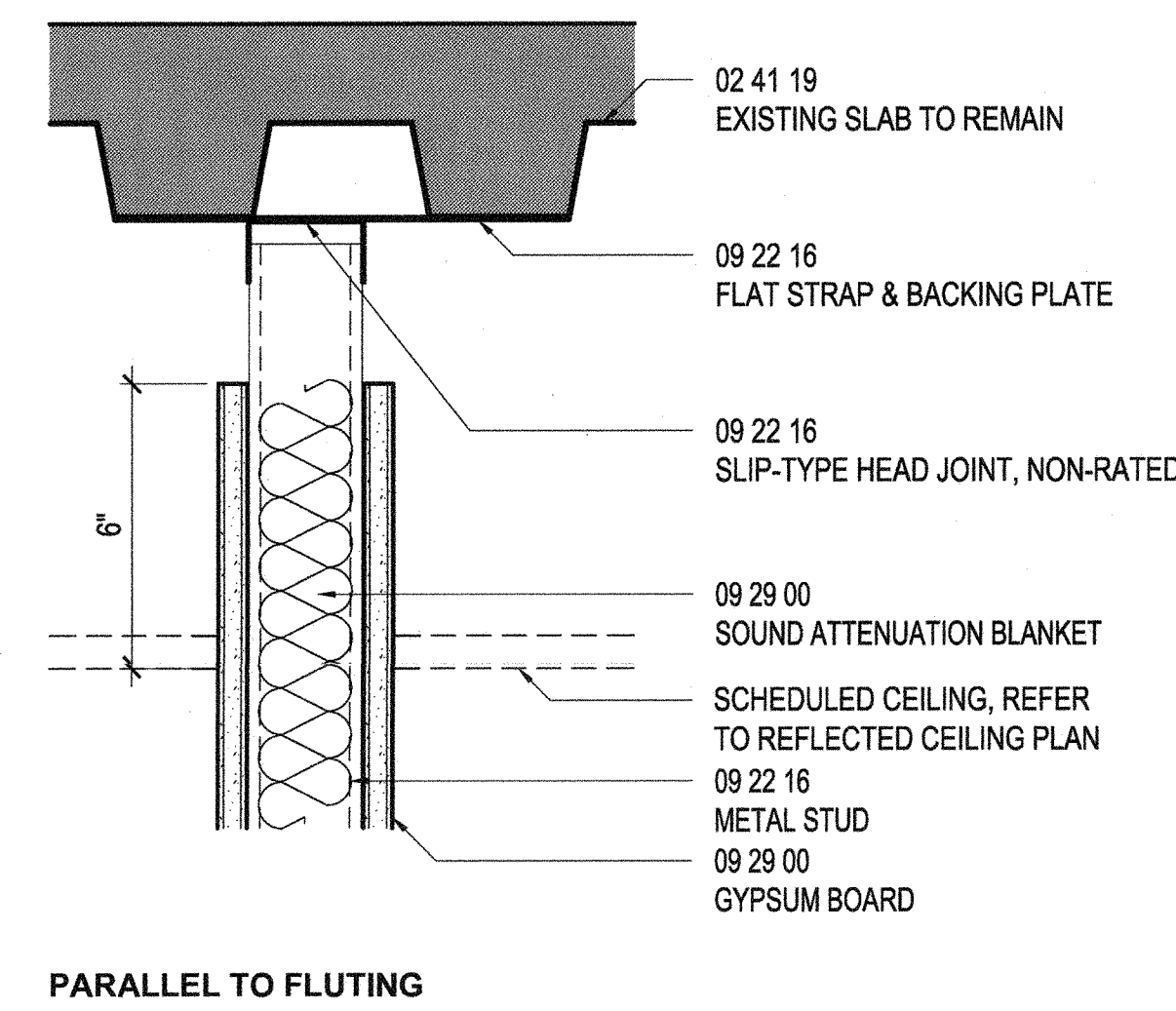
HEAD OF WALL DETAIL
SCALE: 3"=1'-0"



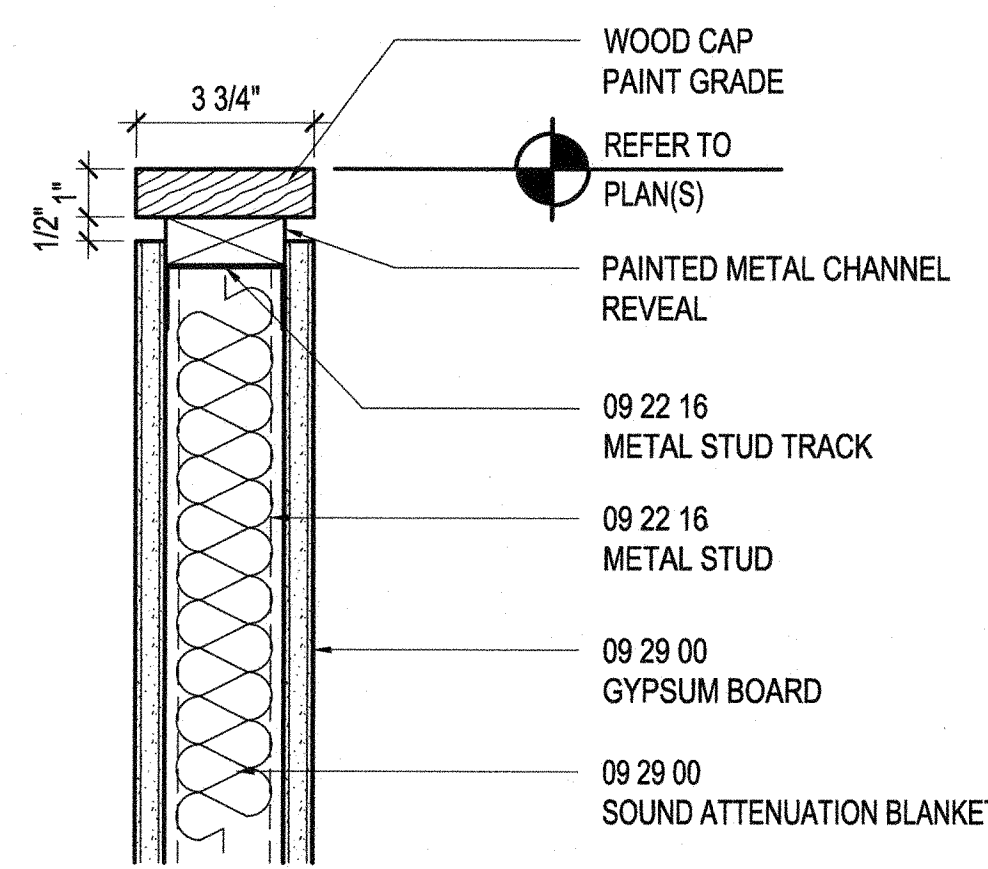
HWE1



HEAD OF WALL DETAIL
SCALE: 3"=1'-0"

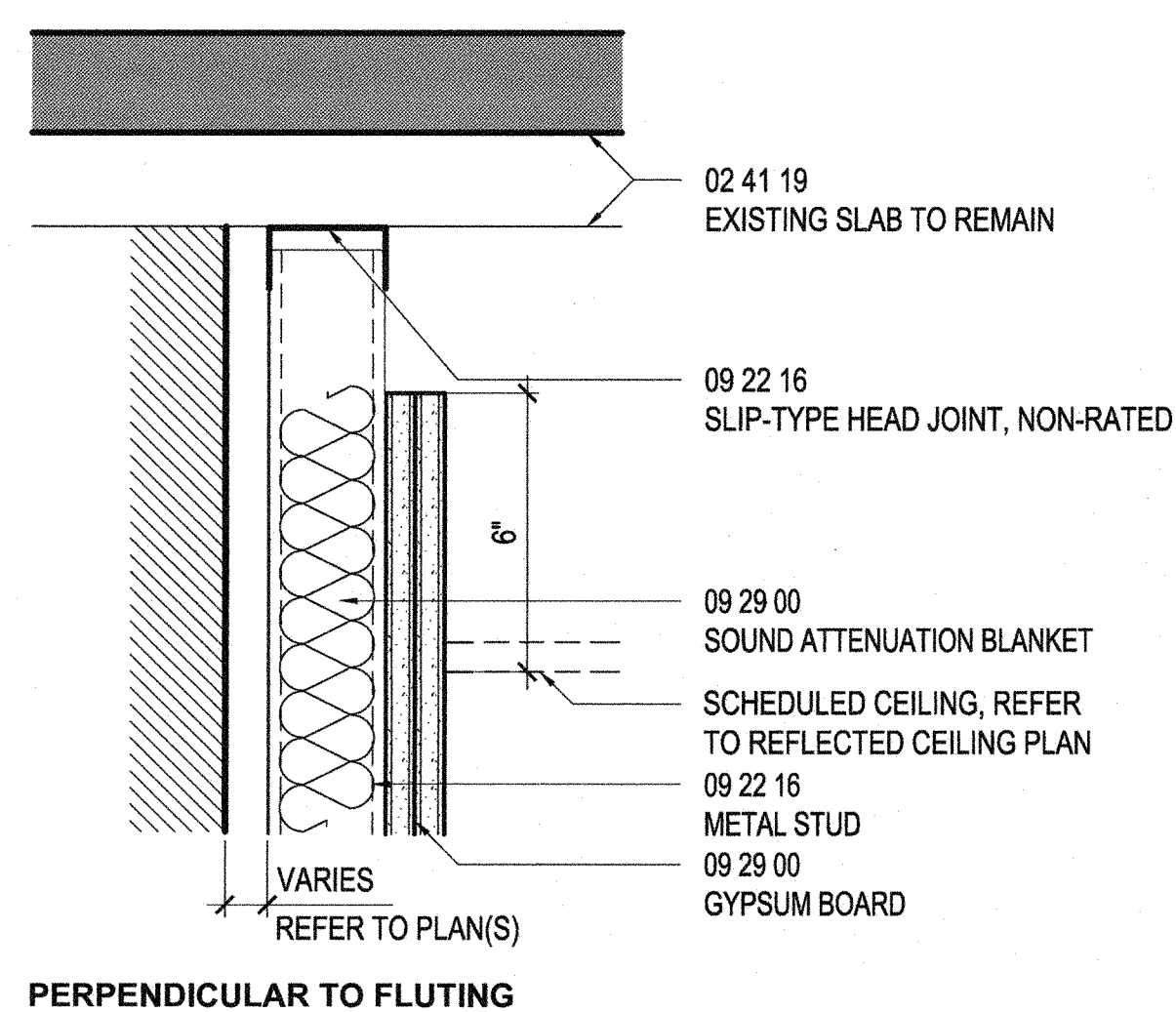


HWA3

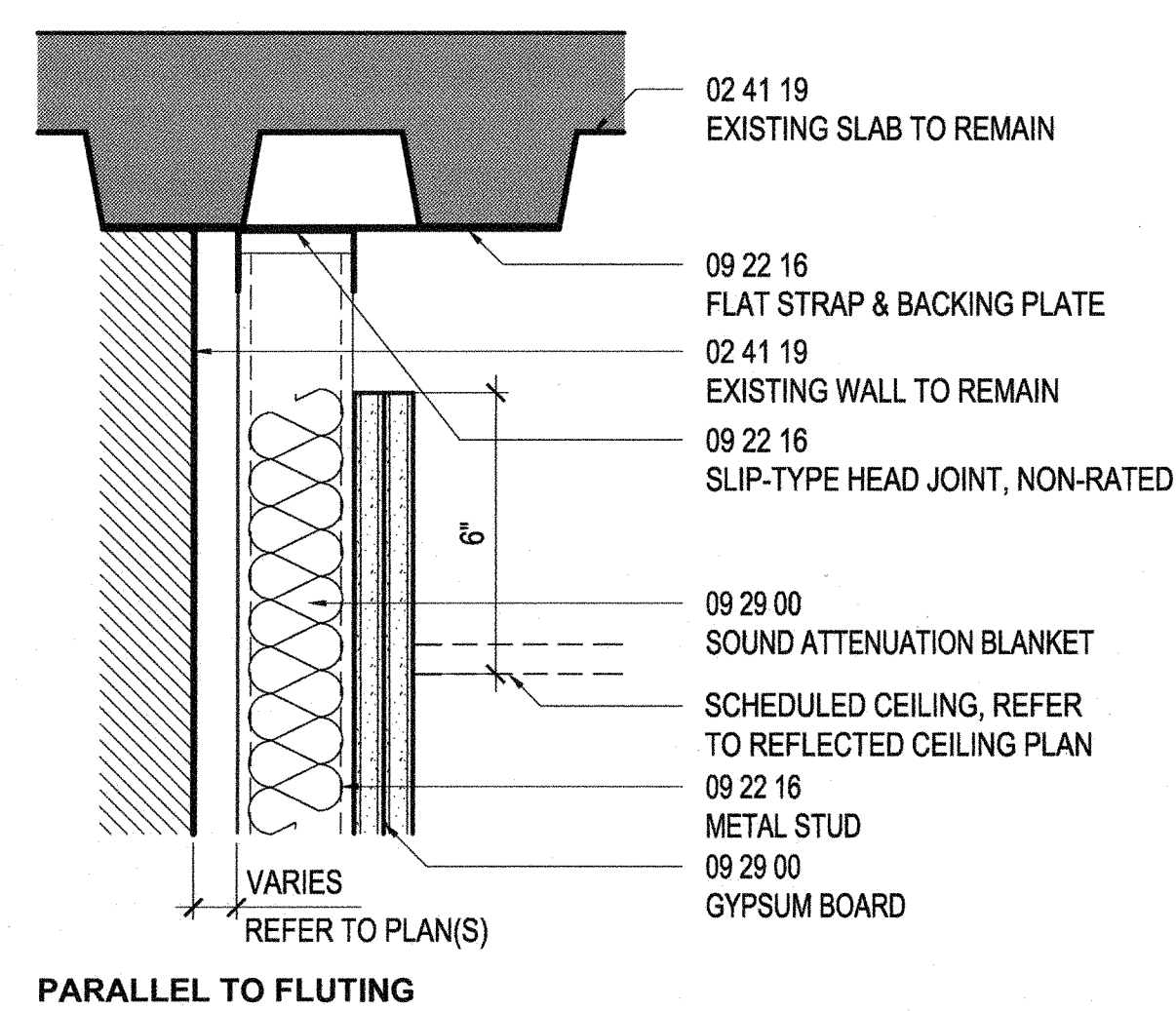


HEAD OF WALL DETAIL
SCALE: 3"=1'-0"

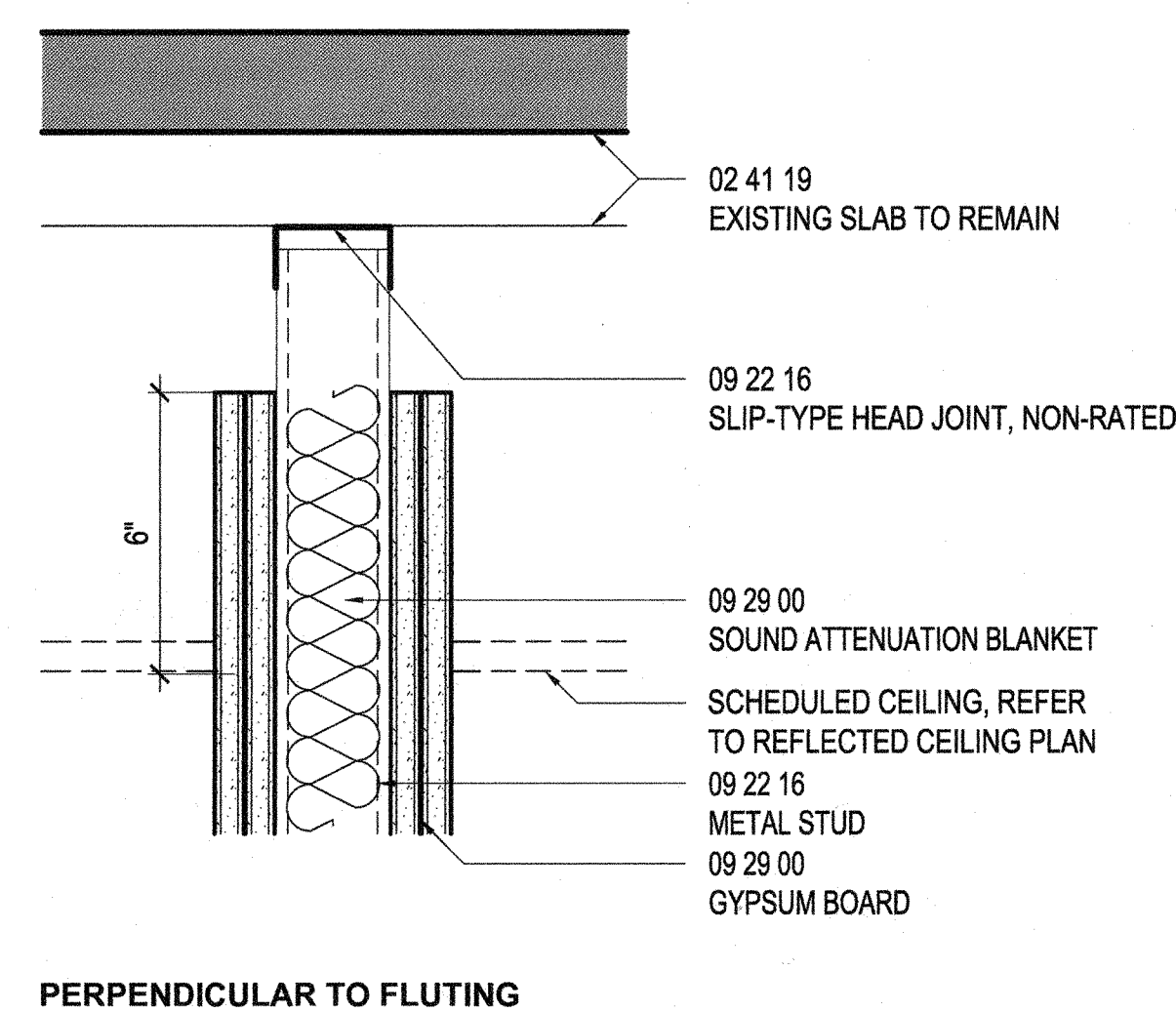
HWA10



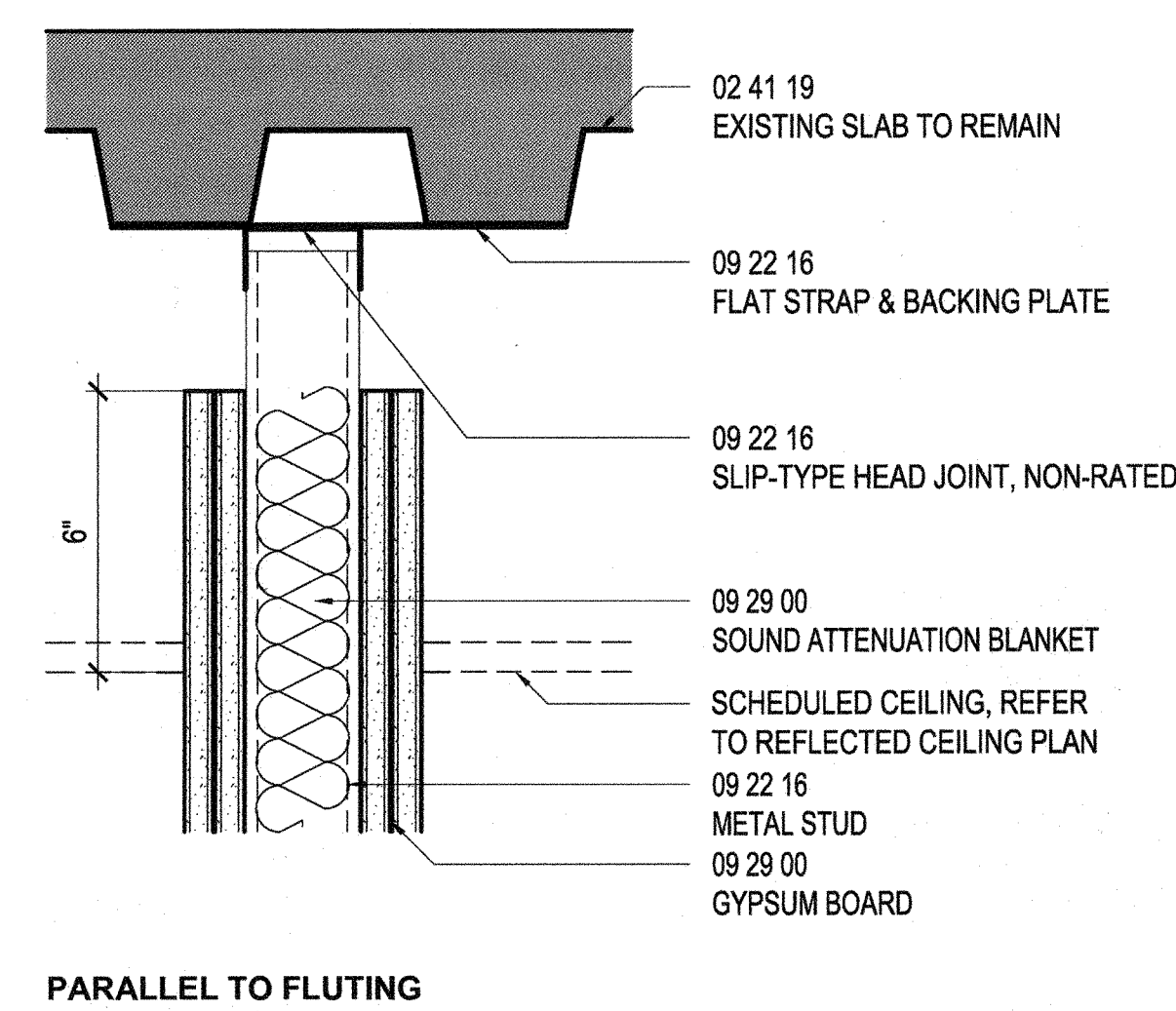
HEAD OF WALL DETAIL
SCALE: 3"=1'-0"



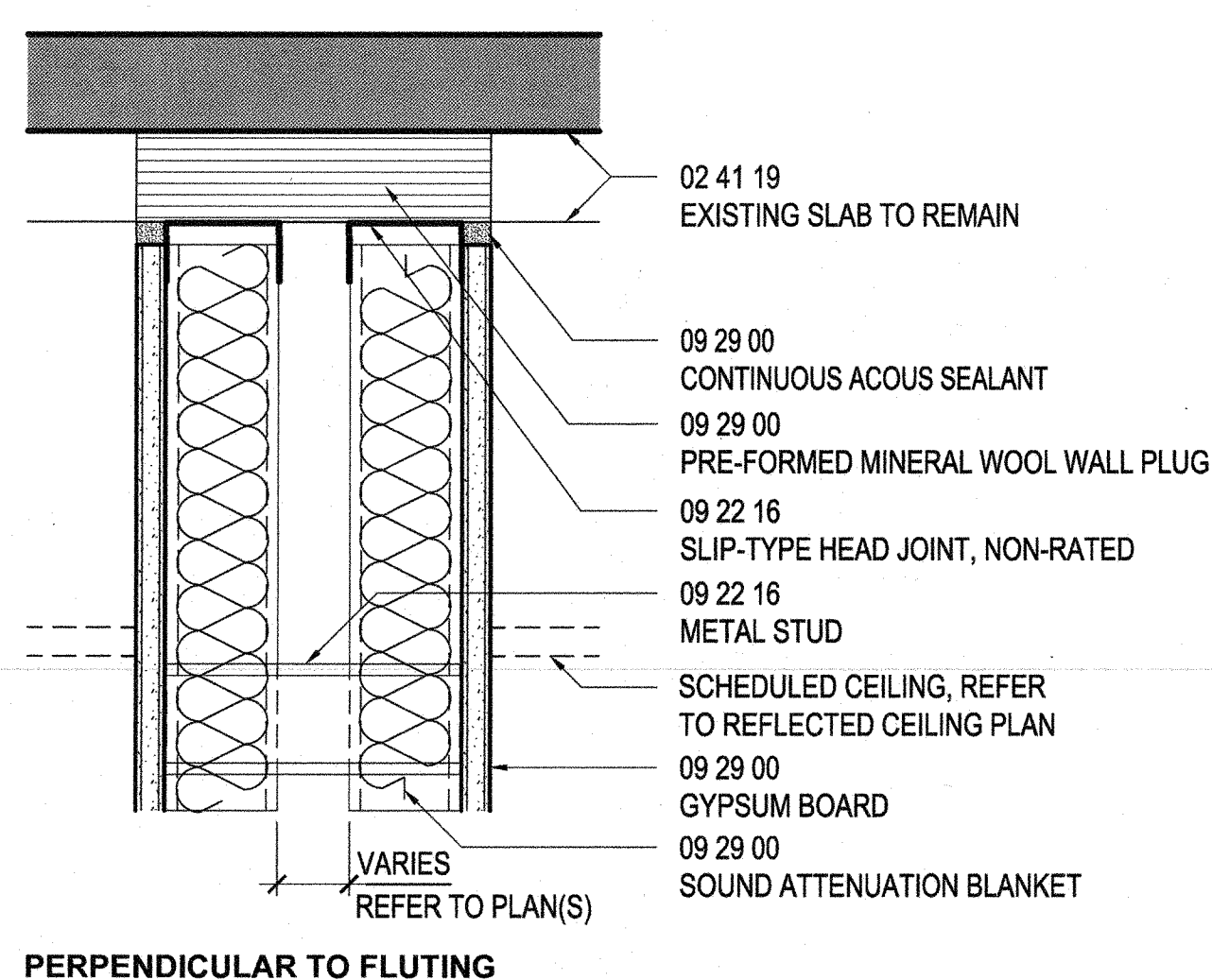
HWE3



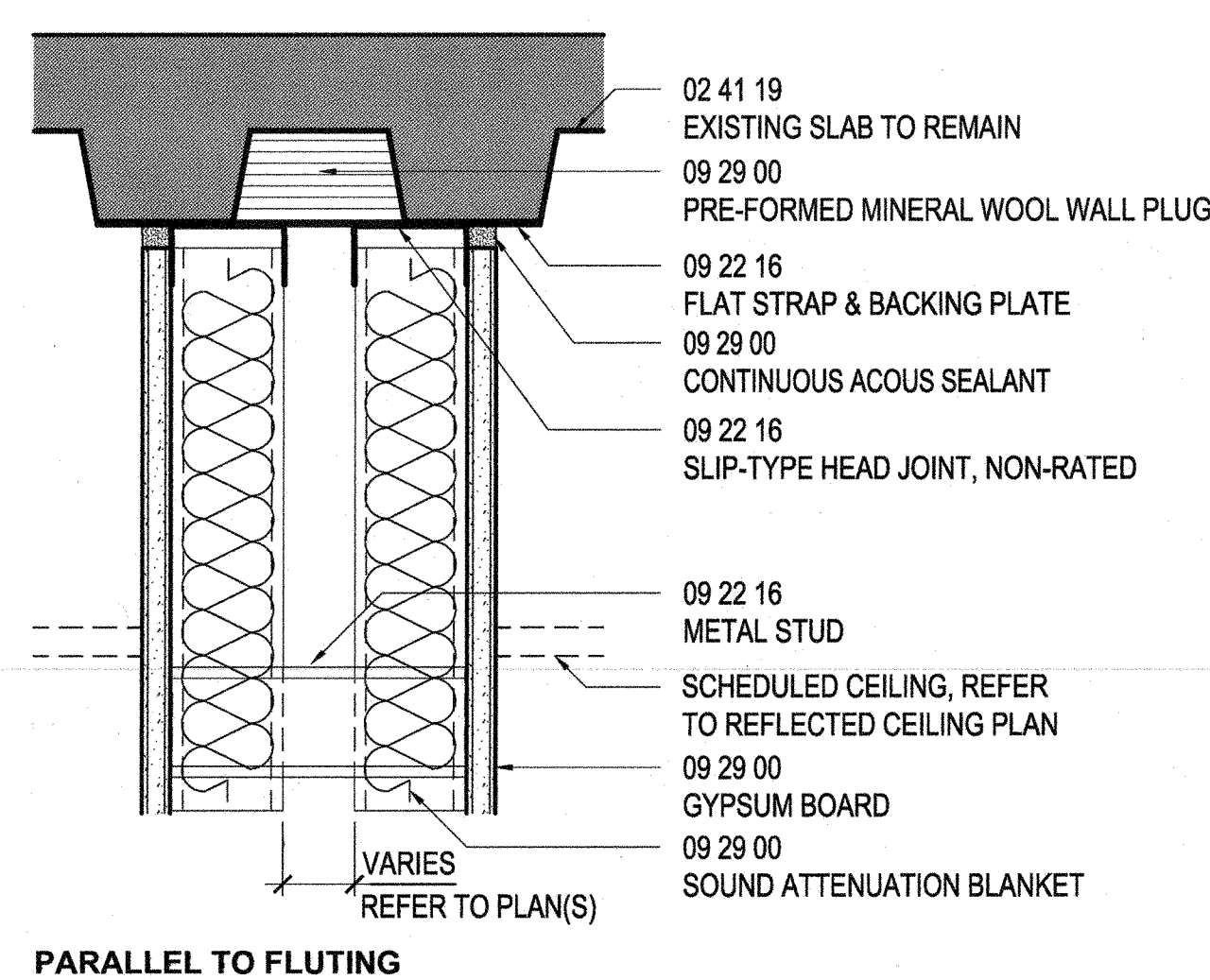
HEAD OF WALL DETAIL
SCALE: 3"=1'-0"



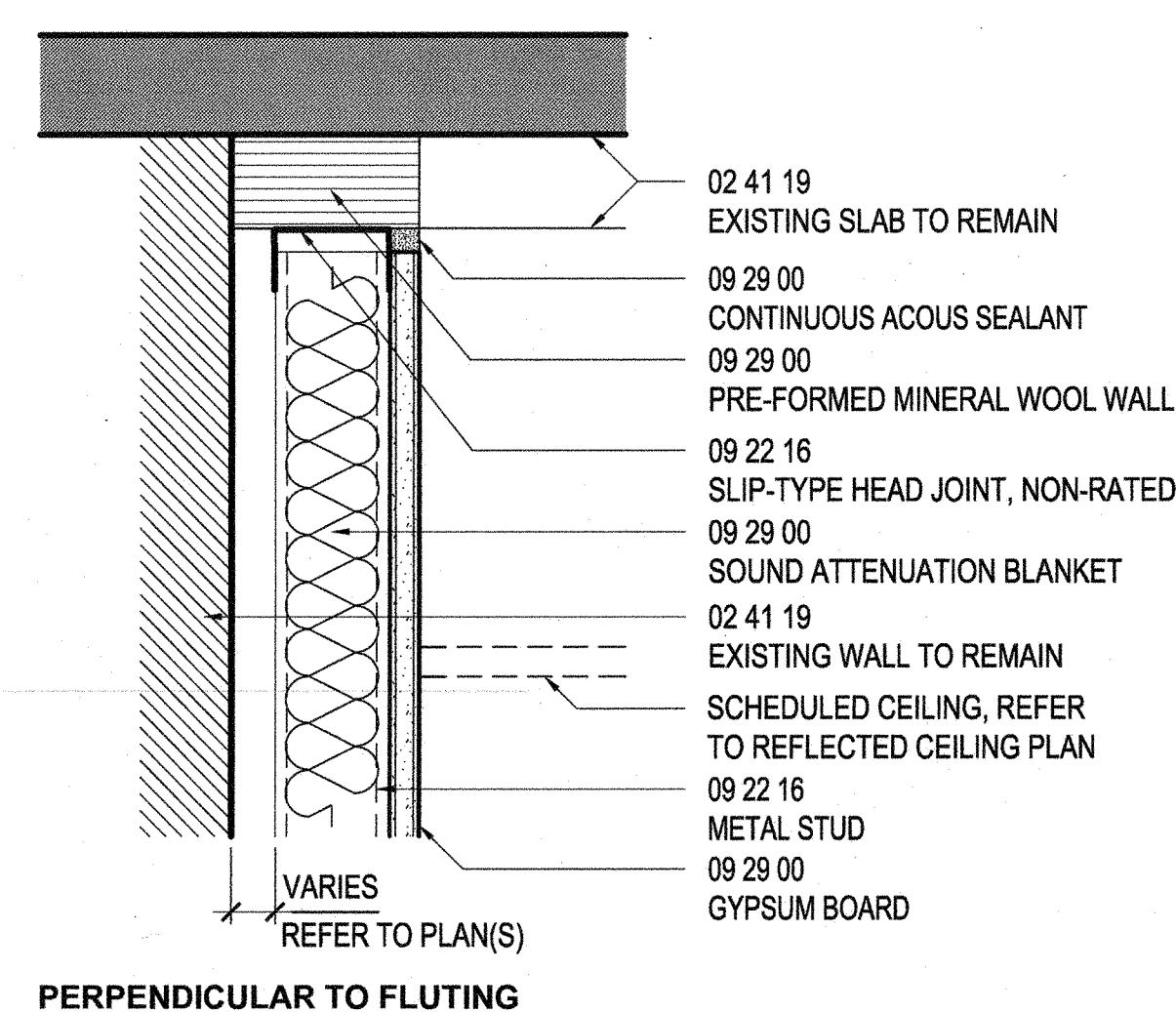
HWB3



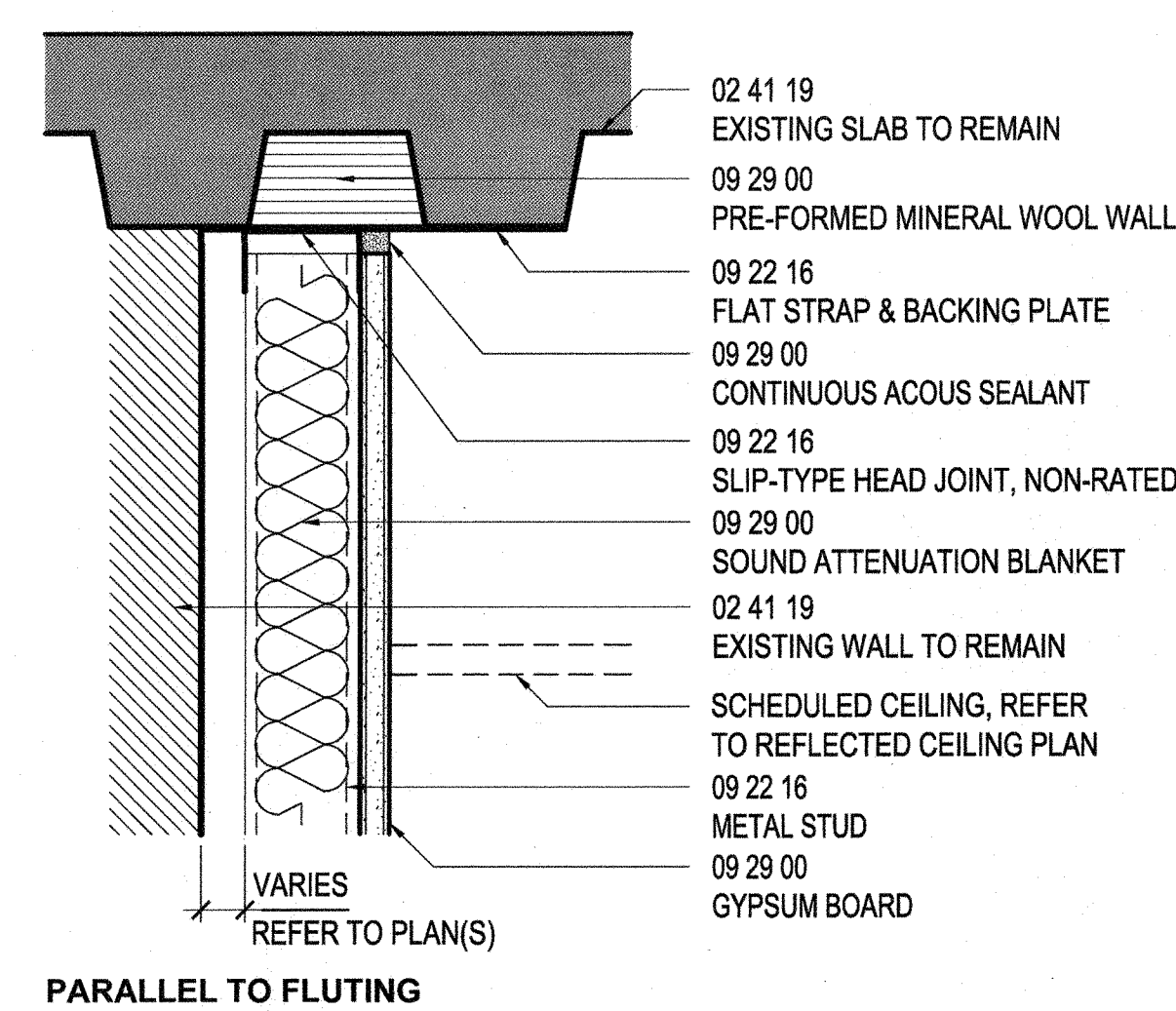
HEAD OF WALL DETAIL
SCALE: 3"=1'-0"



HWK1



HEAD OF WALL DETAIL
SCALE: 3"=1'-0"



HWD1

SHEET NOTES

GENERAL NOTES

- REPAIR ANY SPRAY ON FIREPROOFING DAMAGED DURING DEMOLITION OR CONSTRUCTION ON UNDERSIDE OF EXISTING SLAB TYP ALL LOCATIONS.



1800 Salar Drive
Oxnard, CA 93030

1230 Avenue of the Americas
Suite 1500
New York, NY 10020
Telephone: 212.492.1400
Facsimile: 212.492.1472

Gensler




SYSKA HENNESSY GROUP
A member company of SH Group, Inc.

Syska Hennessy Group, Inc.
800 Corporate Pointe
Suite 200
Culver City, CA 90230
Telephone: 310.312.0200
Fax: 310.473.7468

Issue	Date & Issue Description	By	Check
01	06/22/12	SJ	SJ
PROGRESS SET			
02	07/31/12	ESMC	SJ
Issued for Plan Check			
1	08/10/12	ESMC	SJ
ISSUED FOR CONSTRUCTION			
3	04/10/12	ESMC	SJ
REVISED FOR PLAN CHECK COMMENTS			

Seal/Signature



Project Name
VERIZON V.I.P.

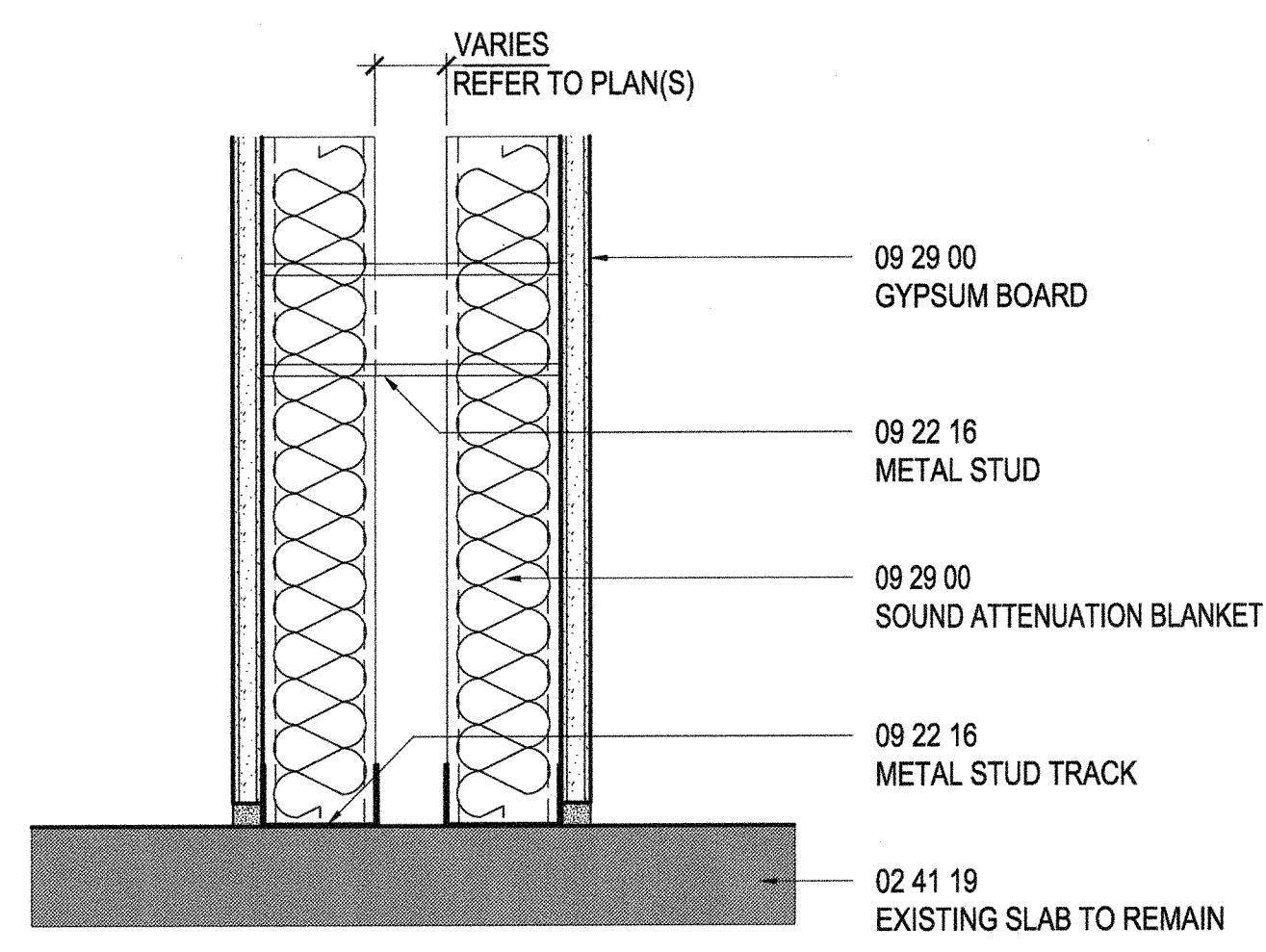
Project Number
06.8740.000
CAD File Name
A00-20
Description
PARTITION TYPES

Scale

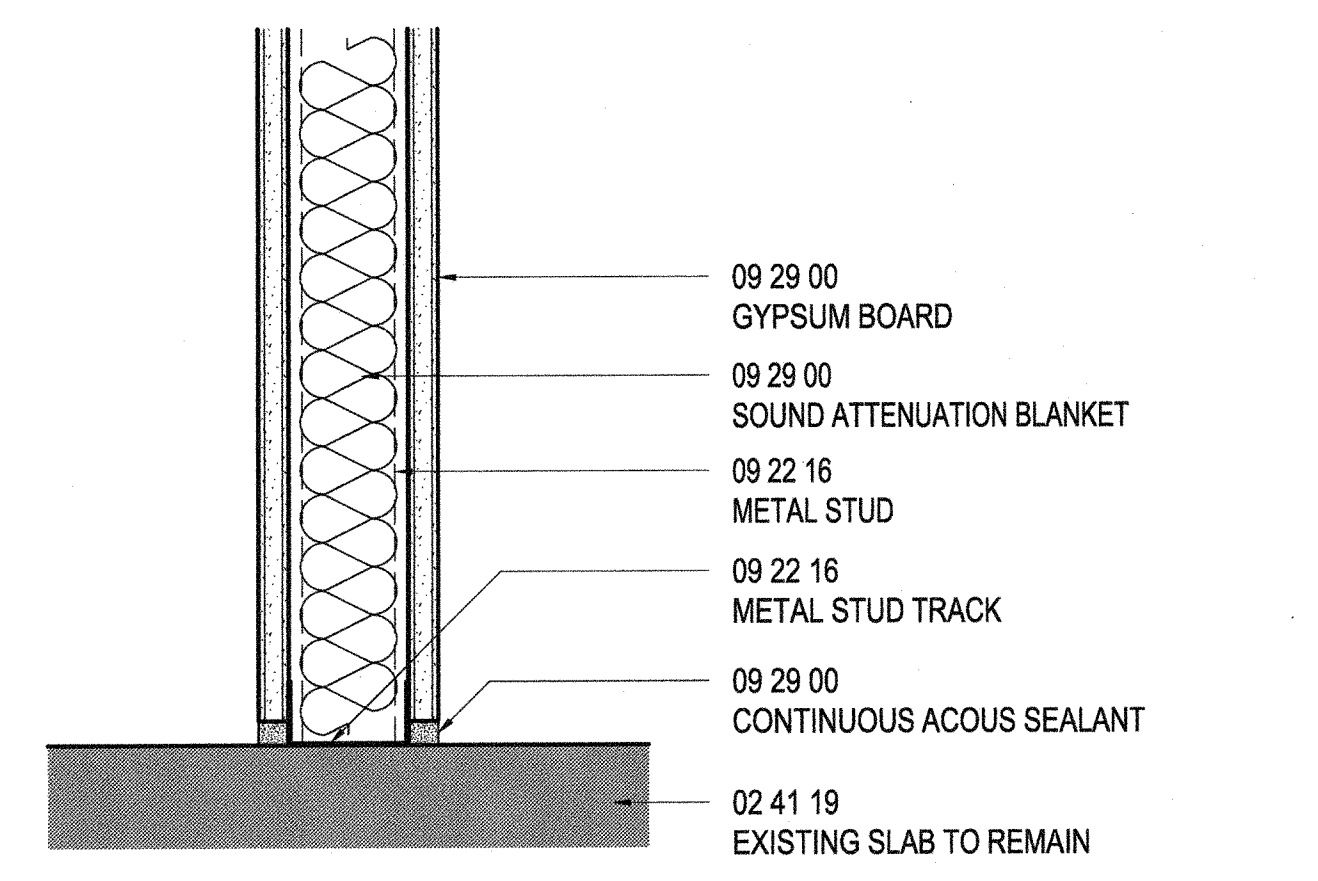
A00.21_SD

©2012 Gensler

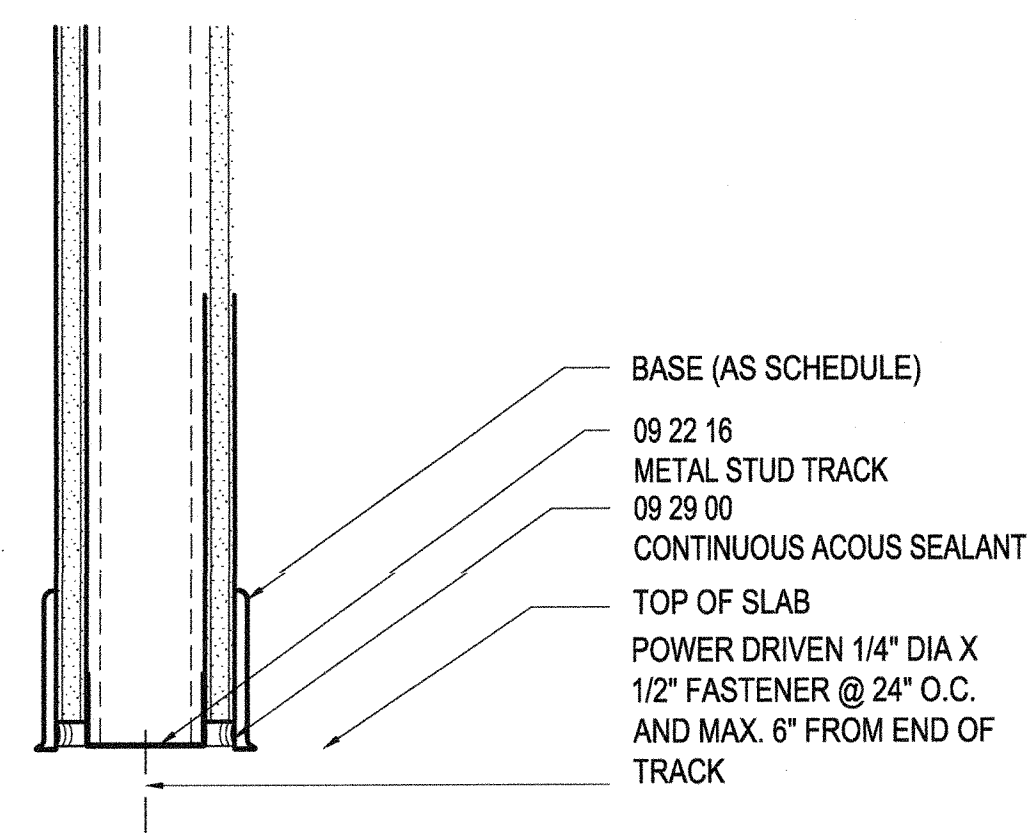
SHEET NOTES



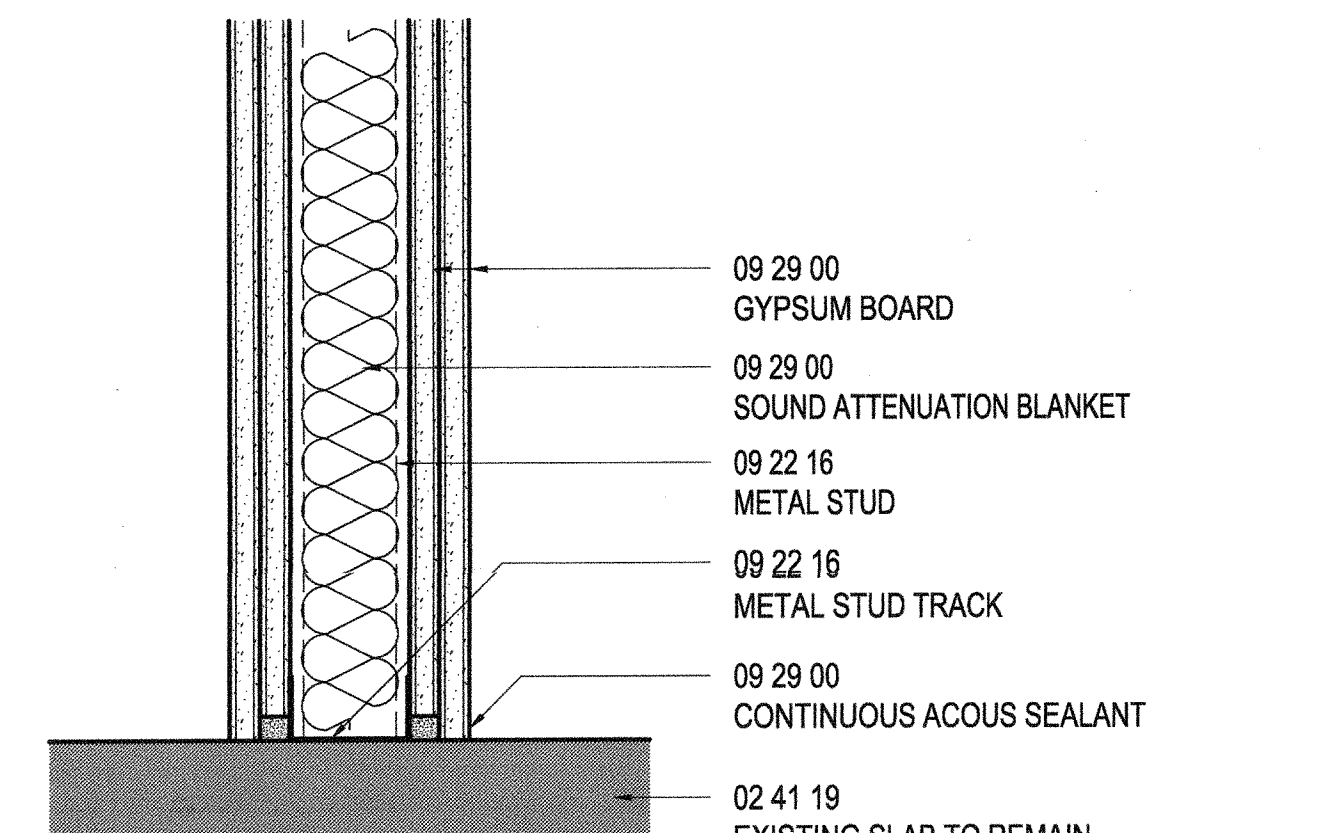
BOTTOM OF WALL DETAIL BWK1
SCALE: 3"= 1'-0"



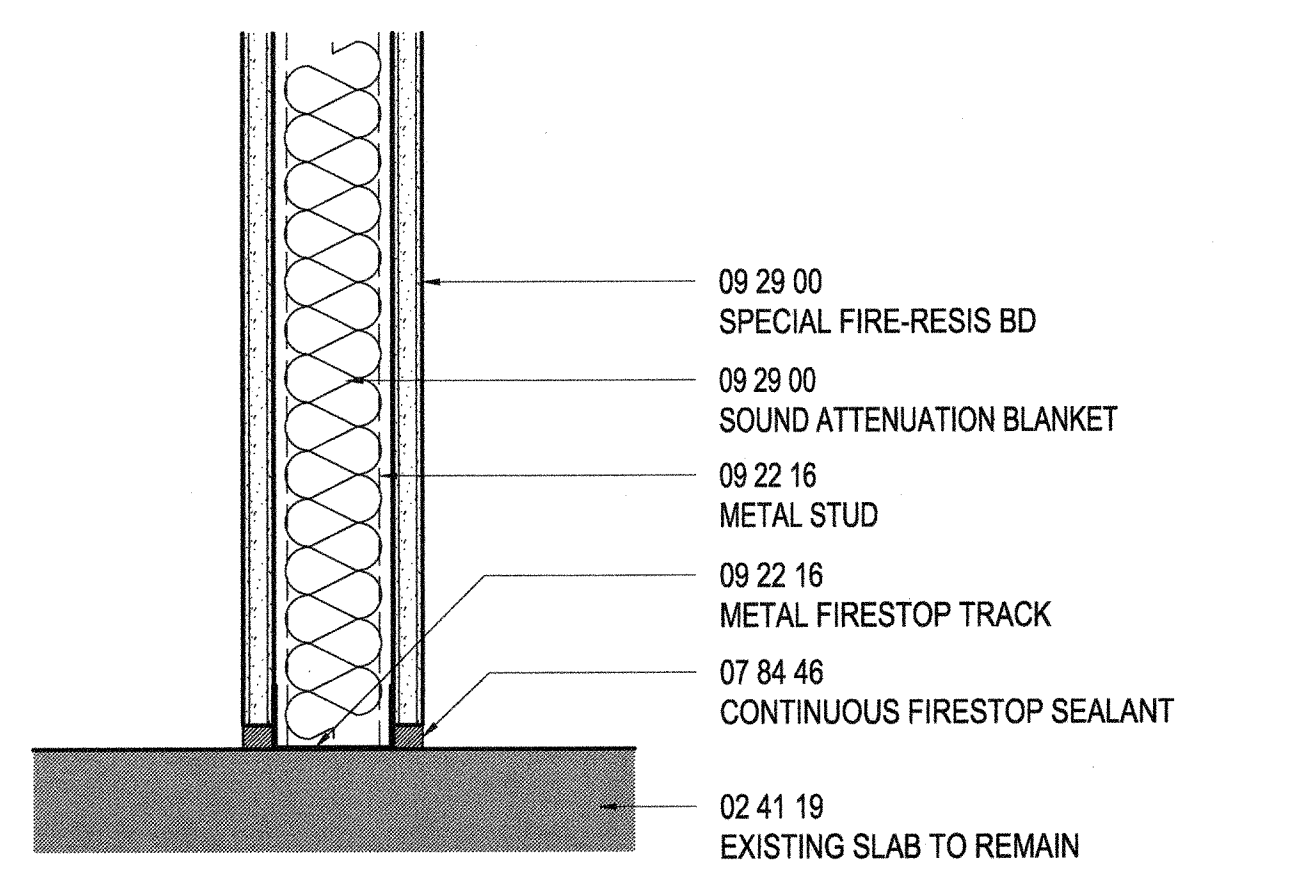
BOTTOM OF WALL DETAIL BWA1
SCALE: 3"= 1'-0"



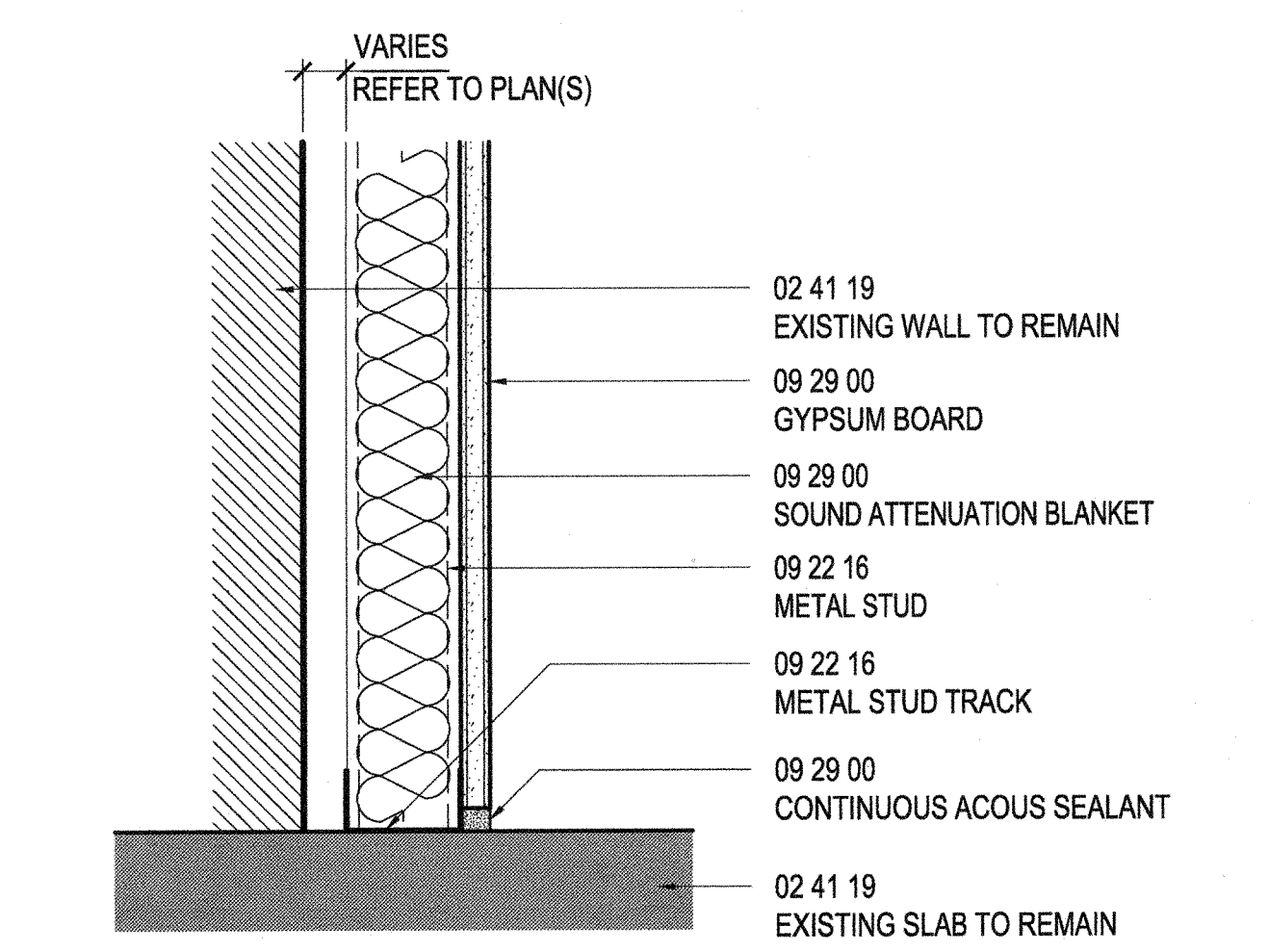
BOTTOM OF WALL DETAIL BWL1
SCALE: 3"= 1'-0"



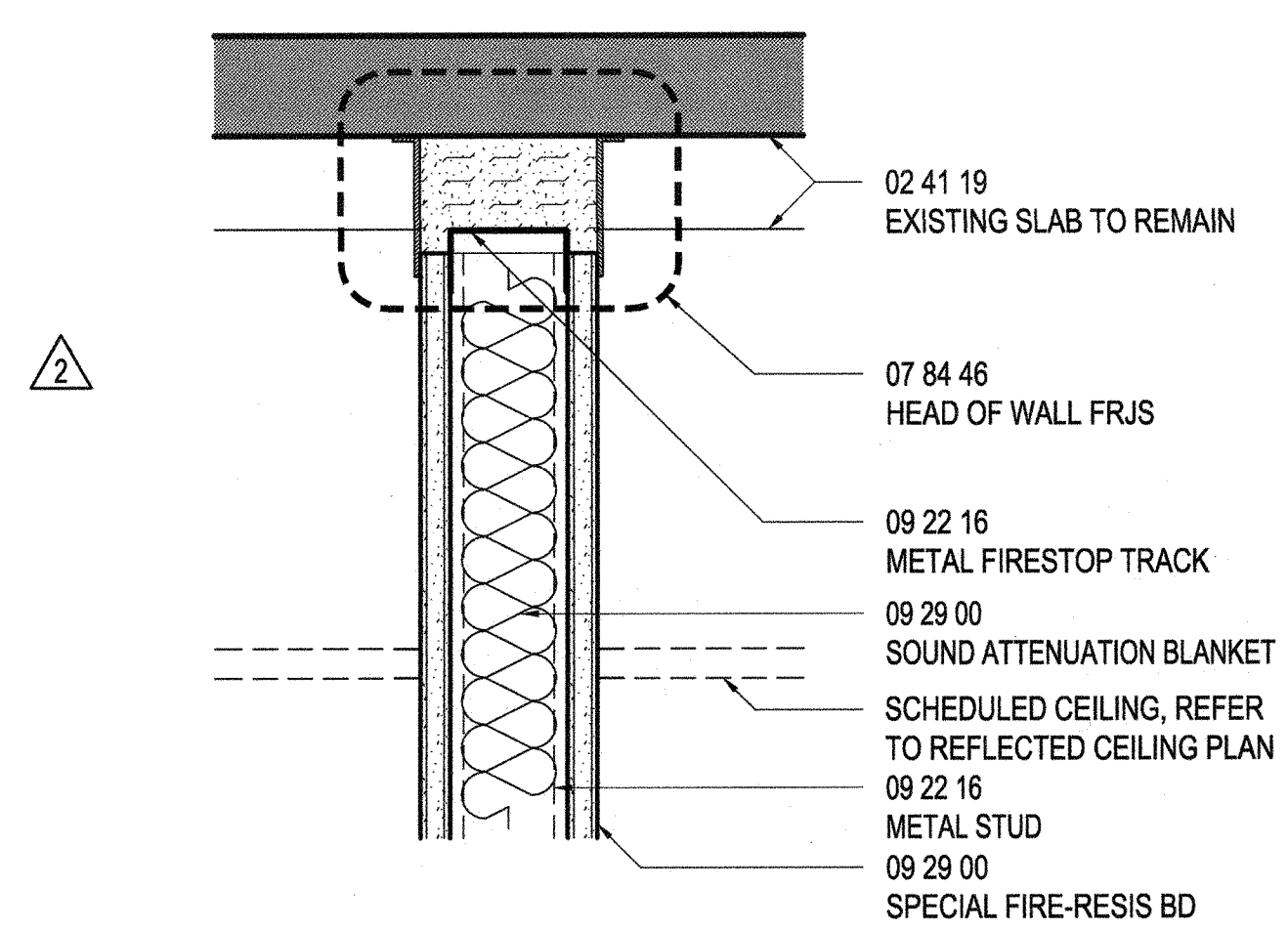
BOTTOM OF WALL DETAIL BWB1
SCALE: 3"= 1'-0"



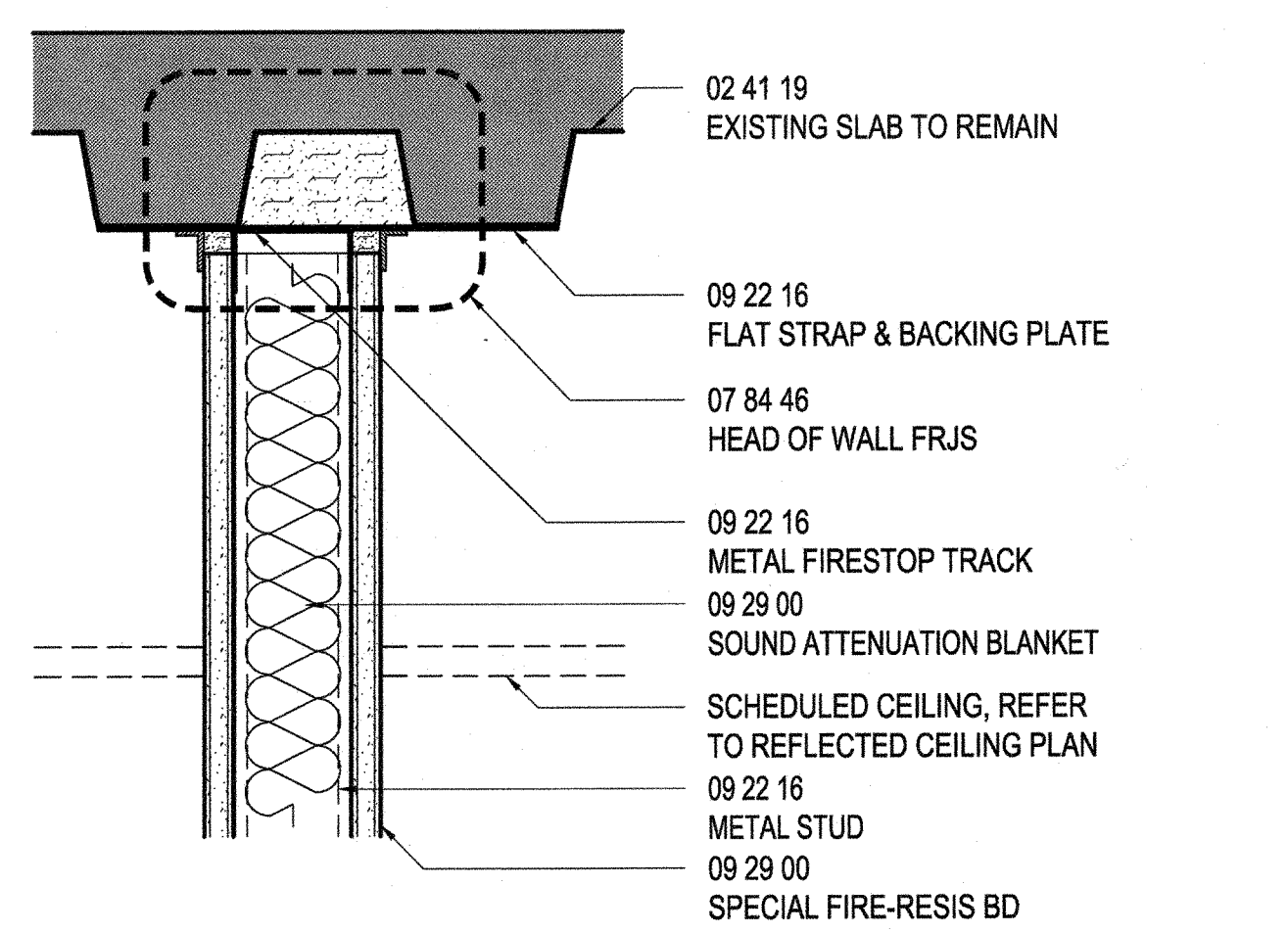
BOTTOM OF WALL DETAIL BWA2
SCALE: 3"= 1'-0"



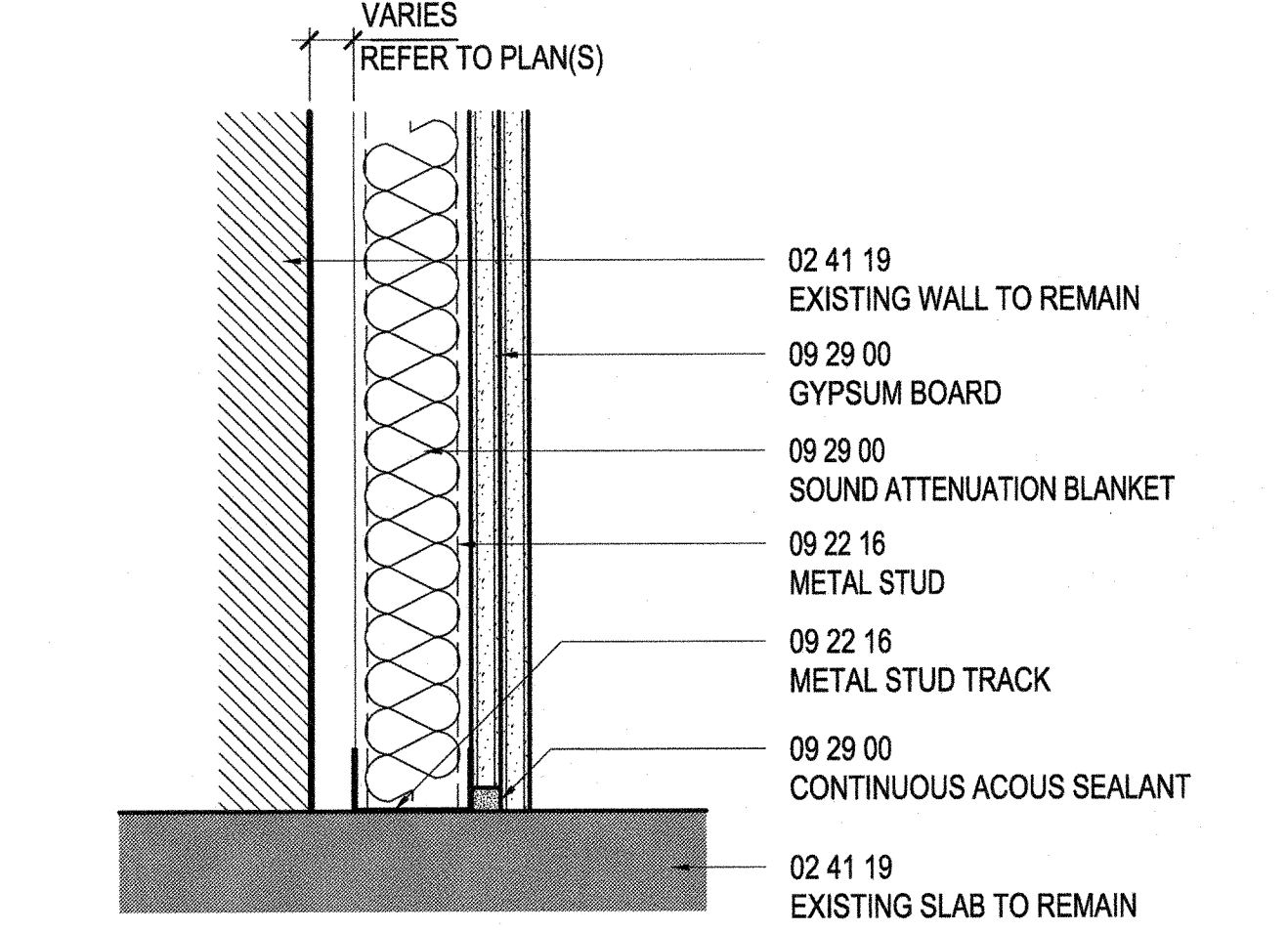
BOTTOM OF WALL DETAIL BWD1
SCALE: 3"= 1'-0"



HEAD OF WALL DETAIL HWA2
SCALE: 3"= 1'-0"



HEAD OF WALL DETAIL HWA1
SCALE: 3"= 1'-0"




BOTTOM OF WALL DETAIL BWE1
SCALE: 3"= 1'-0"

GENERAL NOTES

- REPAIR ANY SPRAY ON FIREPROOFING DAMAGED DURING DEMOLITION OR CONSTRUCTION ON UNDERSIDE OF EXISTING SLAB TYP ALL LOCATIONS.

Issue	Date & Issue Description	By	Check
01	07/31/12	ESMC	SJ
Issued for Plan Check			
1	08/10/12	ESMC	SJ
ISSUED FOR CONSTRUCTION			
2	09/12/12	ESMC	SJ
BULLETIN # 1			
3	10/05/12	ESMC	SJ
REVISED FOR PLAN CHECK COMMENTS			

Seal/Signature _____



Project Name
VERIZON V.I.P.

Project Number
06.8740.000
CAD File Name
A00-20
Description
PARTITION TYPES

Scale _____

A00.22_SD



©2012 Gensler



1800 Solar Drive
Oxnard, CA 93030

Gensler
1230 Avenue of the Americas
Suite 1500
New York, NY 10020
Telephone: 212.492.1400
Facsimile 212.492.1472

Syska Hennessy Group, Inc.
800 Corporate Pointe
Suite 200
Culver City, CA 90230
Telephone: 310.312.0200
Fax: 310.473.7468

MULTIPLE COPIES OF THIS SHEET ARE BEING PRINTED FOR THE PROJECT. ONLY THE ORIGINAL SHEET IS VALID.

SHEET NOTES



1800 Solar Drive
Oxnard, CA 93030

1230 Avenue of the Americas
Suite 1500
New York, NY 10020
Telephone: 212.492.1400
Facsimile: 212.492.1472

Gensler




Syska Hennessy Group, Inc.
800 Corporate Pointe
Suite 200
Calver City, CA 90230
Telephone: 310.312.0200
Fax: 310.473.7468

Issue	Date & Issue Description	By	Check
3	01 10/05/12	ES	SJ

REVISED FOR PLAN CHECK COMMENTS

GENERAL NOTES

Seal/Signature _____

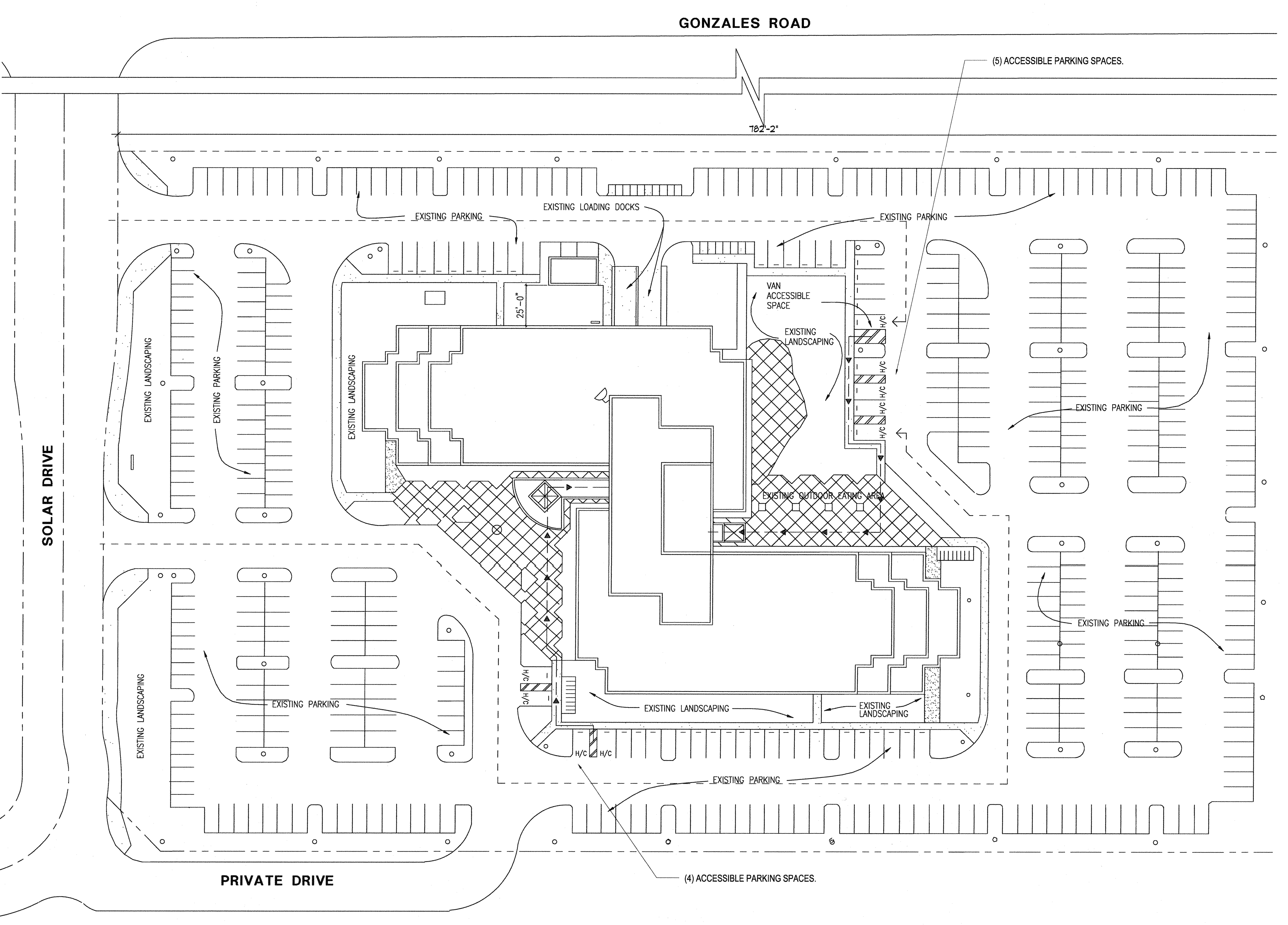


Project Name
VERIZON V.I.P.

Project Number
06.8740.000
CAD File Name
A00-10
Description
ACCESSIBILITY DIAGRAMS

Scale _____

A00.11_SD

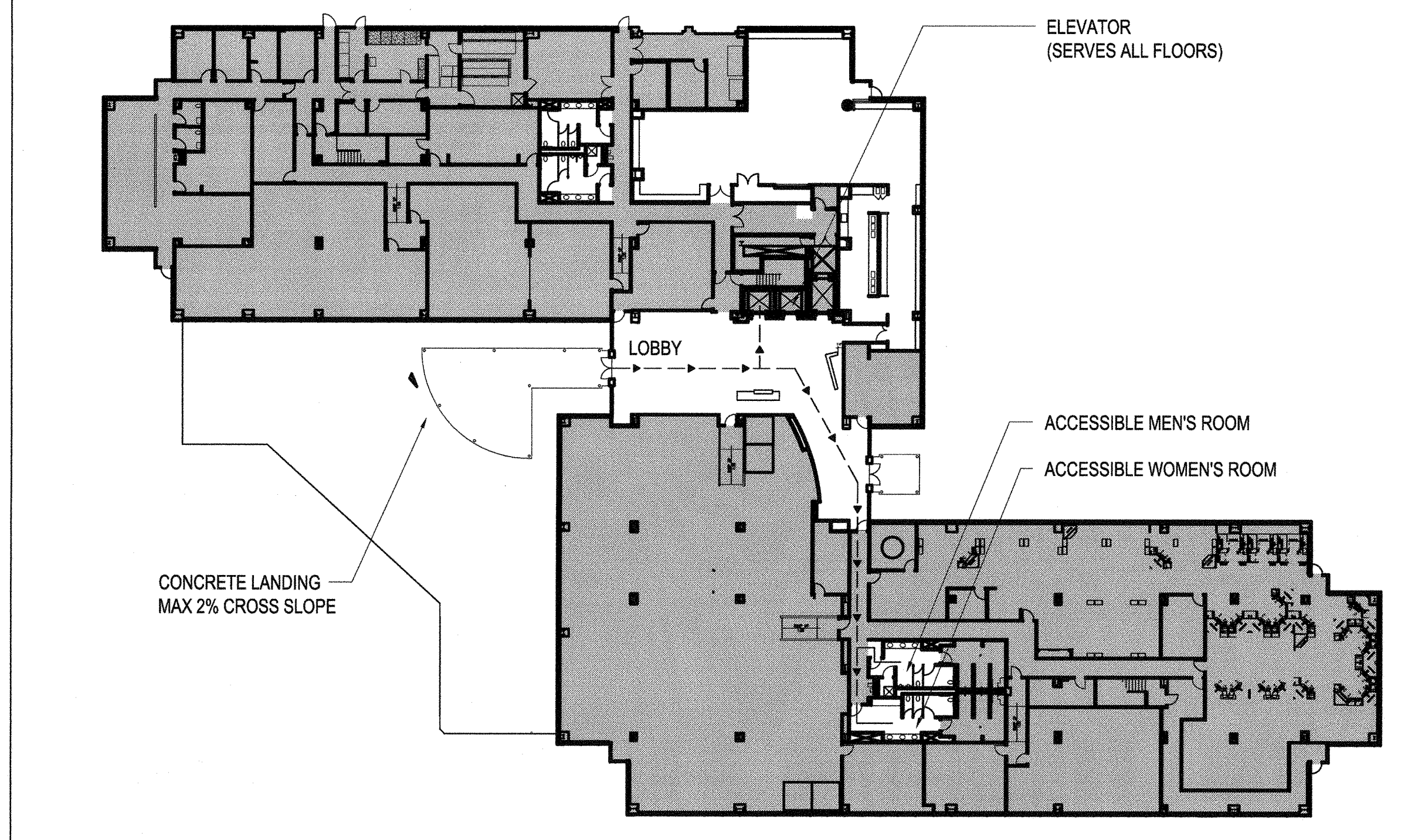


16

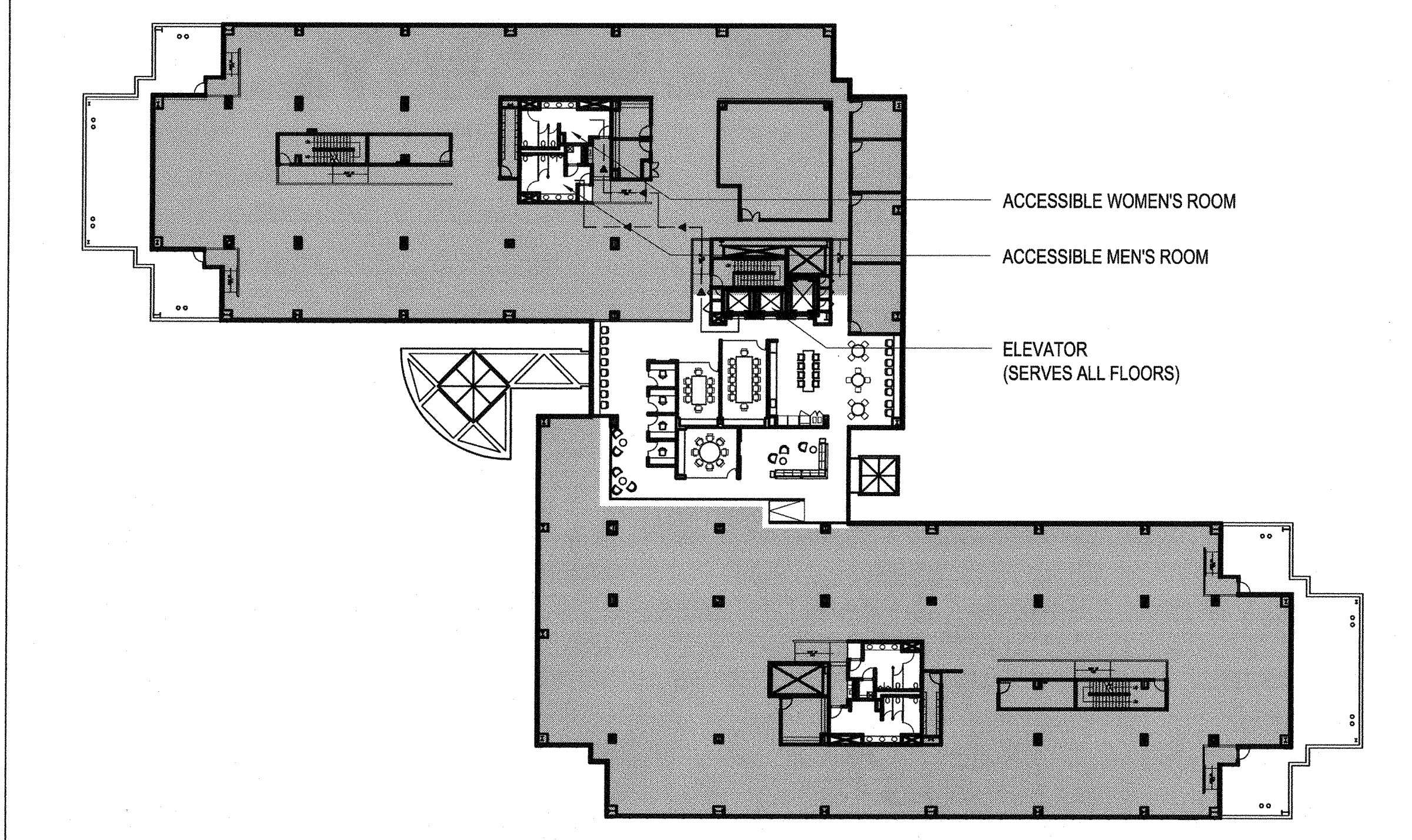
17

SITE PLAN

3

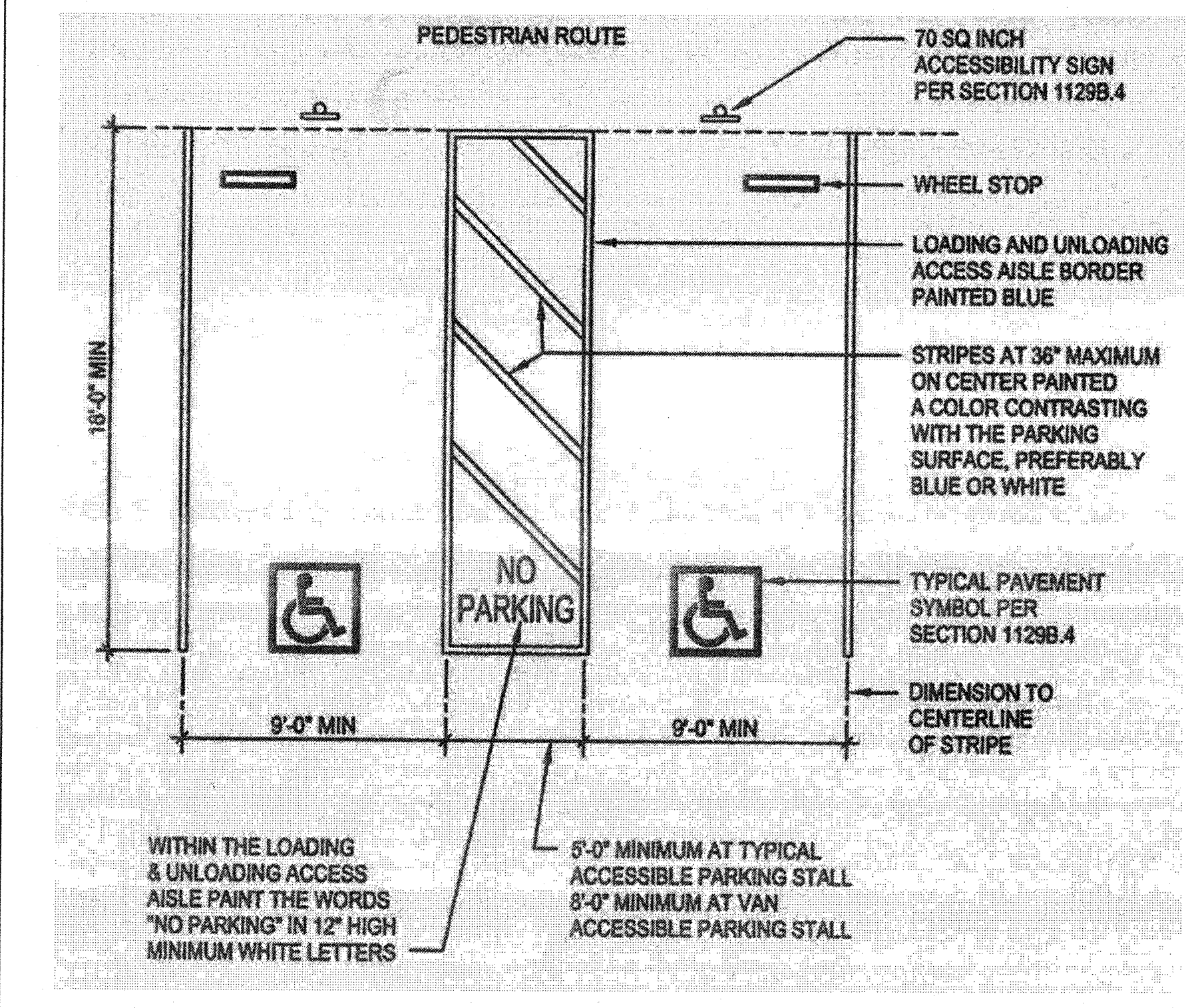


GROUND FLOOR ACCESSIBLE PATH OF TRAVEL



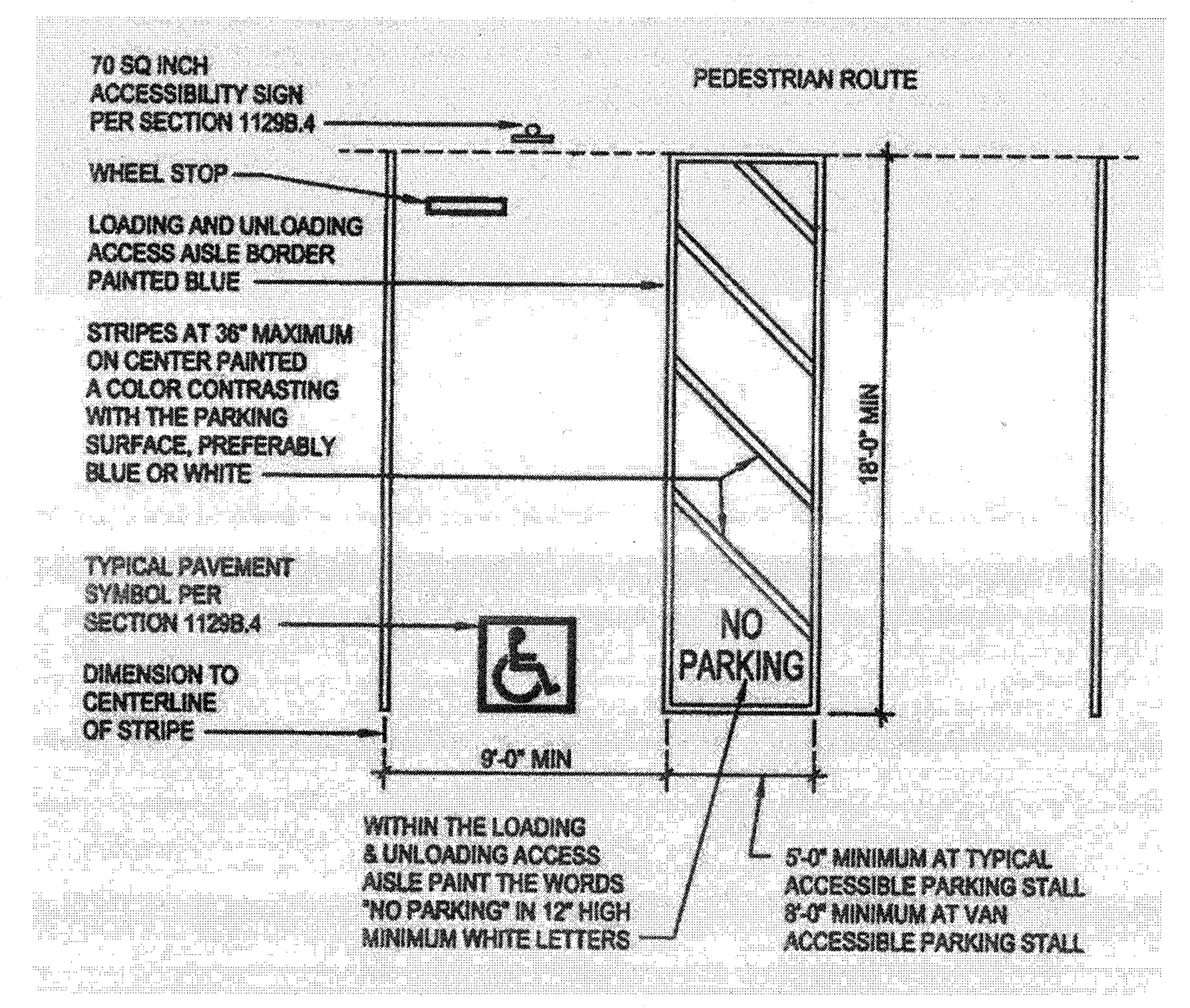
SECOND AND THIRD FLOOR ACCESSIBLE PATH OF TRAVEL

17



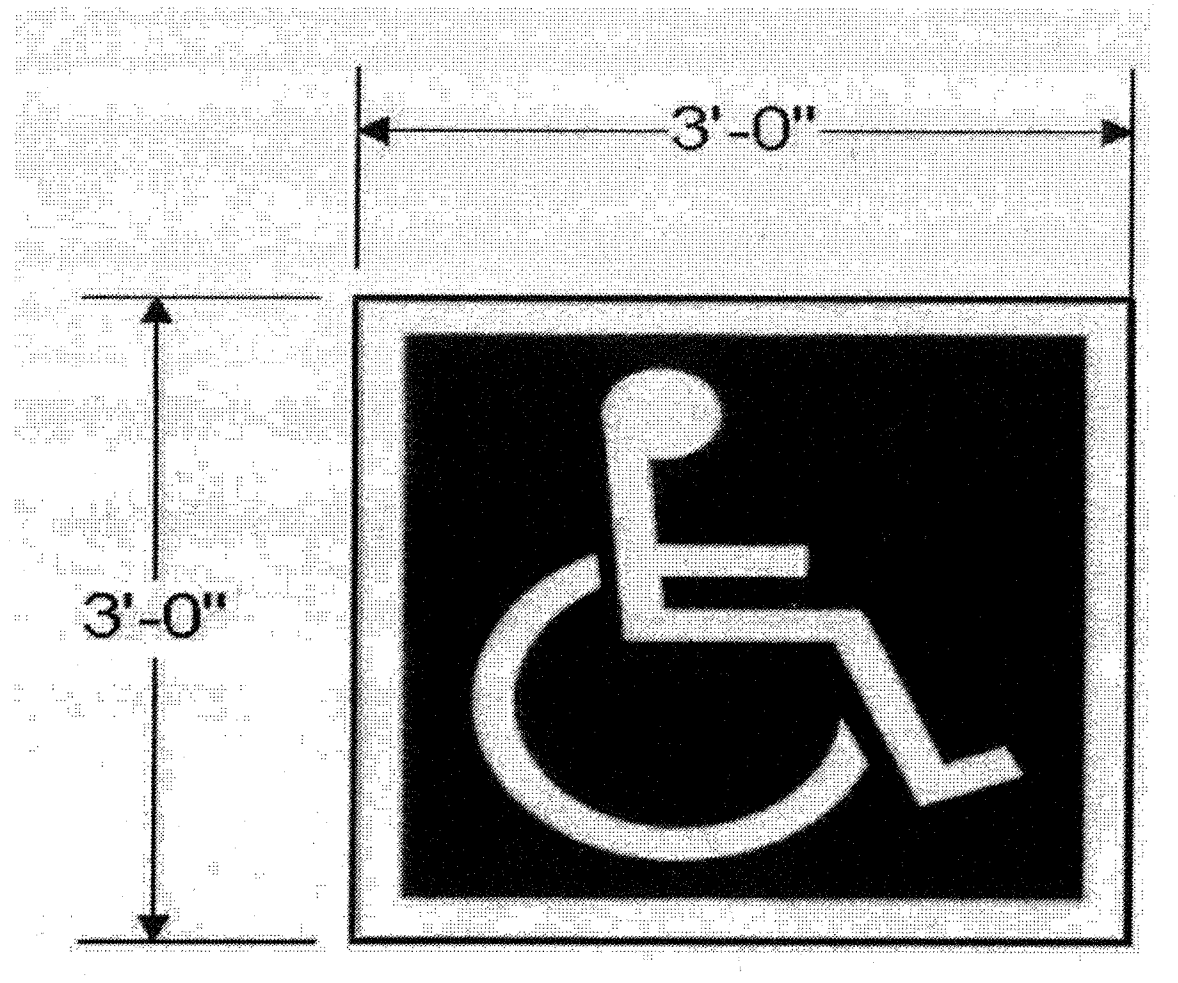
DOUBLE ACCESSIBLE PARKING

18



SINGLE ACCESSIBLE PARKING

18



PARKING SPACE SIGNAGE

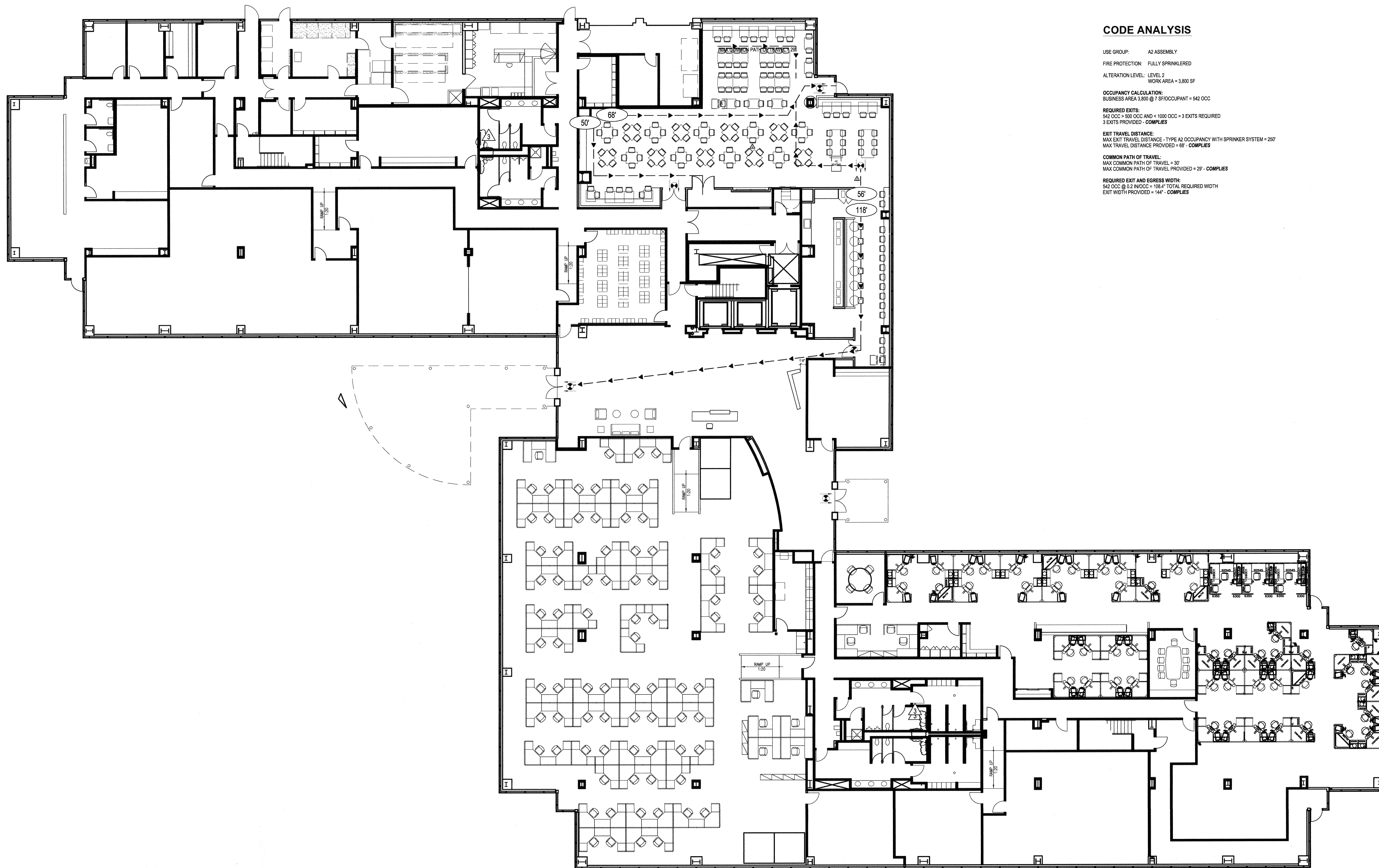
15



PARKING SPACE VERTICAL SIGNAGE

10

5

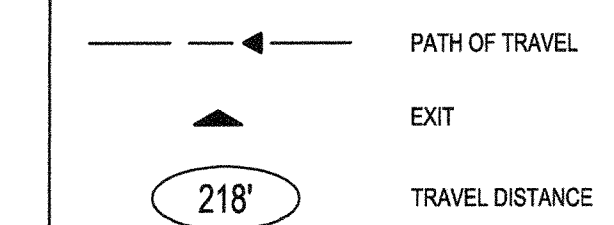


CODE ANALYSIS

USE GROUP: A2 ASSEMBLY
 FIRE PROTECTION: FULLY SPRINKLERED
 ALTERATION LEVEL: LEVEL 2
 WORK AREA = 3,800 SF
 OCCUPANCY CALCULATION:
 BUSINESS AREA 3,800 @ 7 SF/OCCUPANT = 542 OCC
 REQUIRED EXITS:
 542 OCC x 500 OCC/AND = 1084 OCC = 3 EXITS REQUIRED
 3 EXITS PROVIDED - COMPLIES
 EXIT TRAVEL DISTANCE:
 MAX EXIT TRAVEL DISTANCE - TYPE A2 OCCUPANCY WITH SPRINKLER SYSTEM = 250'
 MAX TRAVEL DISTANCE PROVIDED = 118' - COMPLIES
 COMMON PATH OF TRAVEL:
 MAX COMMON PATH OF TRAVEL = 30'
 MAX COMMON PATH OF TRAVEL PROVIDED = 29' - COMPLIES
 REQUIRED EXIT AND EGRESS WIDTH:
 542 OCC @ 0.2 IN/OCC = 108.4" TOTAL REQUIRED WIDTH
 EXIT WIDTH PROVIDED = 144" - COMPLIES

SHEET NOTES

EGRESS LEGEND



GENERAL NOTES



1800 Solar Drive
 Oxnard, CA 93030

1230 Avenue of the Americas
 Suite 1500
 New York, NY 10020
 Telephone: 212.492.1400
 Facsimile: 212.492.1472


Gensler



Syska Hennessy Group, Inc.
 800 Corporate Pointe
 Suite 200
 Culver City, CA 90230
 Telephone: 310.312.0200
 Fax: 310.473.7468

Issue	Date & Issue Description	By	Check
01	07/31/12	ESMC	SJ
Issued for Plan Check			

Seal/Signature




Project Name
 VERIZON V.I.P.

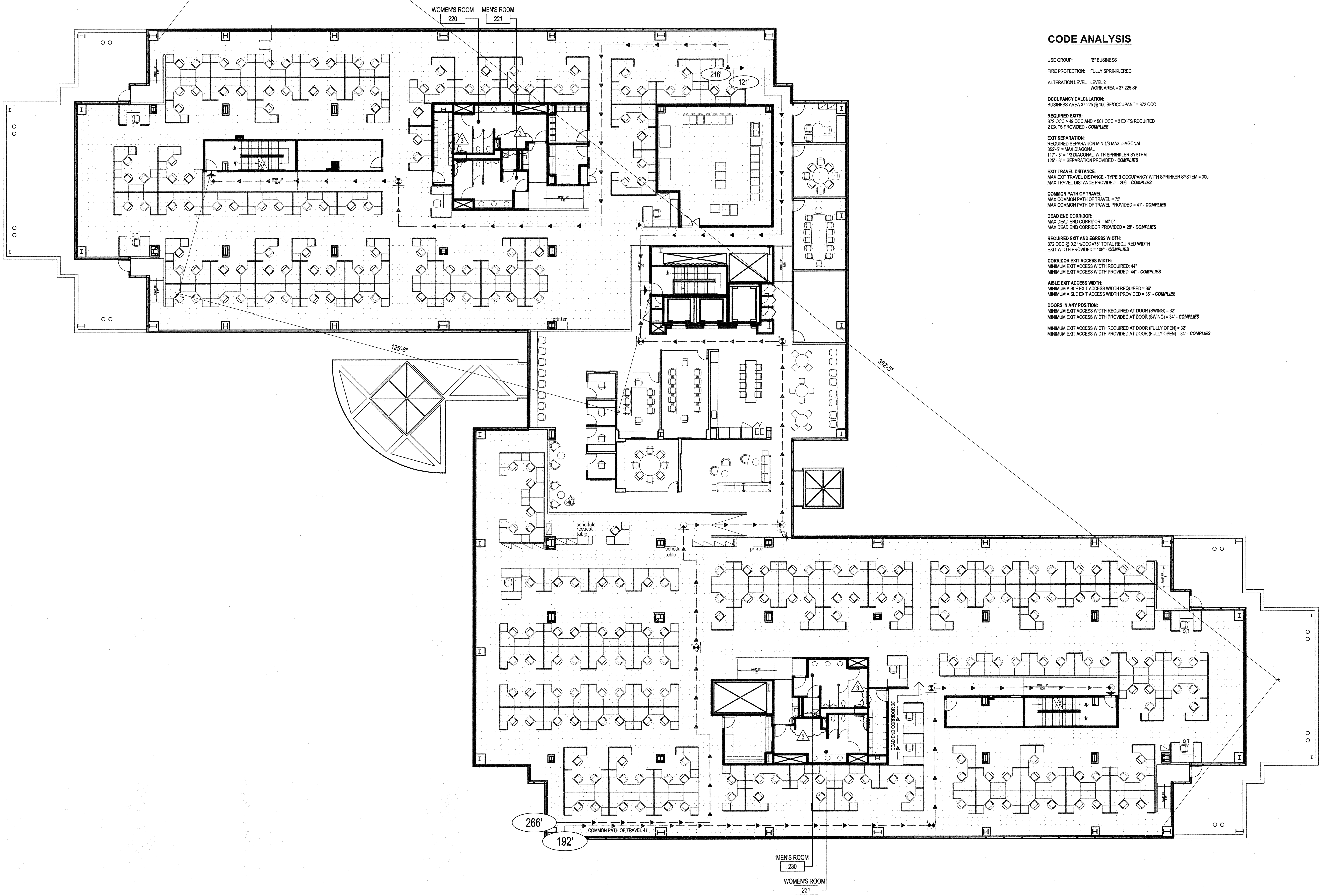
Project Number
 06.8740.000
 CAD File Name
 A00-60
 Description
 FIRST FLOOR EGRESS PLAN

Scale
 3/32" = 1'-0"

A00.60_SD



©2012 Gensler



CODE ANALYSIS

USE GROUP: 1st BUSINESS
 FIRE PROTECTION: FULLY SPRINKLERED
 ALTERATION LEVEL: LEVEL 2
 WORK AREA = 37,225 SF

OCCUPANCY CALCULATION:
 BUSINESS AREA 37,225 @ 100 SF/OCCUPANT = 372 OCC

REQUIRED EXITS:
 372 OCC @ 49 OCC AND < 501 OCC = 2 EXITS REQUIRED
 2 EXITS PROVIDED - **COMPLIES**

EXIT SEPARATION:
 REQUIRED SEPARATION MIN 1/3 MAX DIAGONAL
 3/2 8' = MAX DIAGONAL
 117'-9" = 1/3 DIAGONAL WITH SPRINKLER SYSTEM
 125'-8" SEPARATION PROVIDED - **COMPLIES**

EXIT TRAVEL DISTANCE:
 MAX EXIT TRAVEL DISTANCE - TYPE B OCCUPANCY WITH SPRINKLER SYSTEM = 300'
 MAX TRAVEL DISTANCE PROVIDED = 286' - **COMPLIES**

COMMON PATH OF TRAVEL:
 MAX COMMON PATH OF TRAVEL = 75'
 MAX COMMON PATH OF TRAVEL PROVIDED = 41' - **COMPLIES**

DEAD END CORRIDOR:
 MAX DEAD END CORRIDOR = 50'-0"
 MAX DEAD END CORRIDOR PROVIDED = 28' - **COMPLIES**

REQUIRED EXIT AND EGRESS WIDTH:
 372 OCC @ 0.2 IN/OCC = 74" TOTAL REQUIRED WIDTH
 EXIT WIDTH PROVIDED = 108" - **COMPLIES**

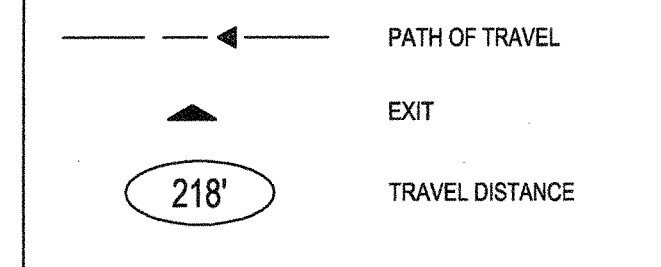
CORRIDOR EXIT ACCESS WIDTH:
 MINIMUM EXIT ACCESS WIDTH REQUIRED = 44"
 MINIMUM EXIT ACCESS WIDTH PROVIDED = 44" - **COMPLIES**

ABLE EXIT ACCESS WIDTH:
 MINIMUM ABLE EXIT ACCESS WIDTH REQUIRED = 36"
 MINIMUM ABLE EXIT ACCESS WIDTH PROVIDED = 38" - **COMPLIES**

DOORS IN ANY POSITION:
 MINIMUM EXIT ACCESS WIDTH REQUIRED AT DOOR (SWING) = 32"
 MINIMUM EXIT ACCESS WIDTH PROVIDED AT DOOR (SWING) = 34" - **COMPLIES**
 MINIMUM EXIT ACCESS WIDTH REQUIRED AT DOOR (FULLY OPEN) = 32"
 MINIMUM EXIT ACCESS WIDTH PROVIDED AT DOOR (FULLY OPEN) = 34" - **COMPLIES**

SHEET NOTES

EGRESS LEGEND



GENERAL NOTES



1800 Solar Drive
 Oxnard, CA 93030

1230 Avenue of the Americas
 Suite 1500
 New York, NY 10020
 Telephone: 212.492.1400
 Facsimile 212.492.1472


Gensler



Syska Hennessy Group, Inc.
 800 Corporate Pointe
 Suite 200
 Culver City, CA 90230
 Telephone: 310.312.0200
 Fax: 310.473.7468

Issue	Date & Issue Description	By	Check
01	07/31/12 Issued for Plan Check	ESMC	SJ
4	02 10/05/12 REVISED FOR PLAN CHECK COMMENTS	ES	SJ

Seal/Signature



Project Name
 VERIZON V.I.P.

Project Number
 06.8740.000

CAD File Name
 A00-60

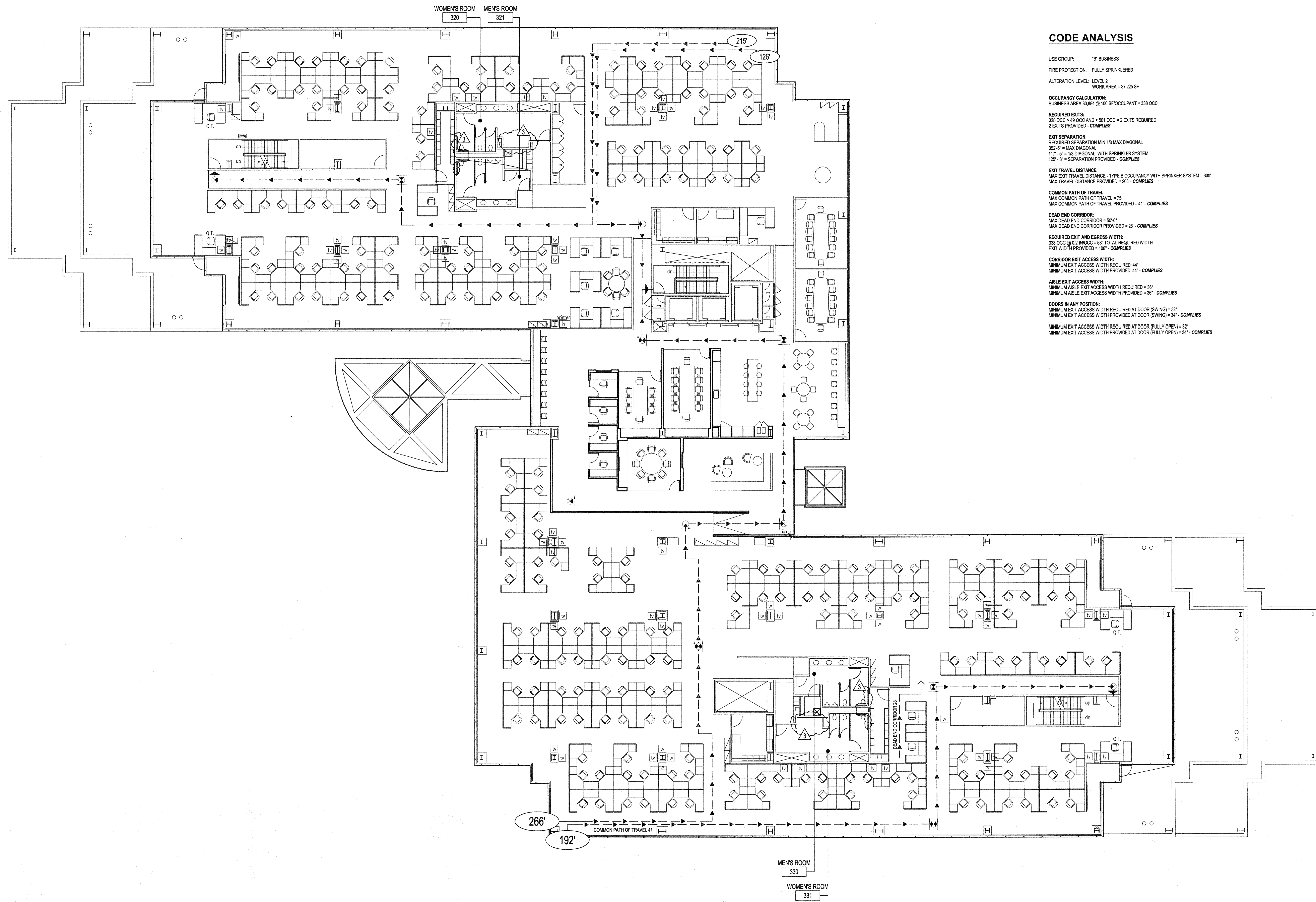
Description
 SECOND FLOOR EGRESS PLAN

Scale
 3/32" = 1'-0"

A00.61_SD



©2012 Gensler

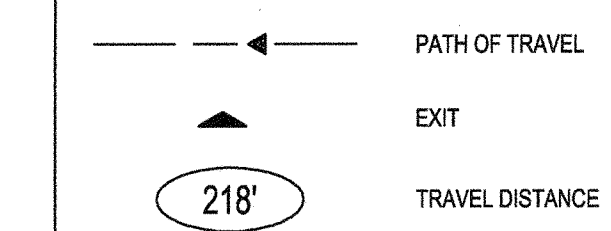


CODE ANALYSIS

USE GROUP: "B" BUSINESS
 FIRE PROTECTION: FULLY SPRINKLERED
 ALTERATION LEVEL: LEVEL 2 WORK AREA = 37,225 SF
 OCCUPANCY CALCULATION:
 BUSINESS AREA 33,884 @ 100 SF/OCCUPANT = 338 OCC
 REQUIRED EXITS:
 338 OCC > 49 OCC AND < 801 OCC = 2 EXITS REQUIRED
 2 EXITS PROVIDED - COMPLIES
 EXIT SEPARATION
 REQUIRED SEPARATION MIN 10' MAX DIAGONAL
 352' 9" = MAX DIAGONAL
 117' - 5" = 10' DIAGONAL WITH SPRINKLER SYSTEM
 125' - 8" = SEPARATION PROVIDED - COMPLIES
 EXIT TRAVEL DISTANCE
 MAX EXIT TRAVEL DISTANCE - TYPE B OCCUPANCY WITH SPRINKLER SYSTEM = 300'
 MAX TRAVEL DISTANCE PROVIDED = 286' - COMPLIES
 COMMON PATH OF TRAVEL
 MAX COMMON PATH OF TRAVEL = 75'
 MAX COMMON PATH OF TRAVEL PROVIDED = 41' - COMPLIES
 DEAD END CORRIDOR
 MAX DEAD END CORRIDOR = 50' 0"
 MAX DEAD END CORRIDOR PROVIDED = 28' - COMPLIES
 REQUIRED EXIT AND EGRESS WIDTH:
 338 OCC @ 2' 2" OCC = 168' TOTAL REQUIRED WIDTH
 EXIT WIDTH PROVIDED = 168' - COMPLIES
 CORRIDOR EXIT ACCESS WIDTH:
 MINIMUM EXIT ACCESS WIDTH REQUIRED = 44"
 MINIMUM EXIT ACCESS WIDTH PROVIDED = 44" - COMPLIES
 ASLE EXIT ACCESS WIDTH:
 MINIMUM ASLE EXIT ACCESS WIDTH REQUIRED = 36"
 MINIMUM ASLE EXIT ACCESS WIDTH PROVIDED = 36" - COMPLIES
 DOORS IN ANY POSITION:
 MINIMUM EXIT ACCESS WIDTH REQUIRED AT DOOR (SWING) = 32"
 MINIMUM EXIT ACCESS WIDTH PROVIDED AT DOOR (SWING) = 34" - COMPLIES
 MINIMUM EXIT ACCESS WIDTH REQUIRED AT DOOR (FULLY OPEN) = 32"
 MINIMUM EXIT ACCESS WIDTH PROVIDED AT DOOR (FULLY OPEN) = 34" - COMPLIES

SHEET NOTES

EGRESS LEGEND



GENERAL NOTES



1800 Solar Drive
 Oxnard, CA 93030




1230 Avenue of the Americas
 Suite 1500
 New York, NY 10020
 Telephone 212.492.1400
 Facsimile 212.492.1472



Syska Hennessy Group, Inc.
 800 Corporate Pointe
 Suite 200
 Culver City, CA 90230
 Telephone: 310.312.0200
 Fax: 310.473.7468

Issue	Date & Issue Description	By	Check
01	07/31/12 Issued for Plan Check	ESMC	SJ
4	02 10/05/12 REVISED FOR PLAN CHECK COMMENTS	ES	SJ

Seal/Signature



Project Name
 VERIZON V.I.P.

Project Number
 06.8740.000

CAD File Name
 A00-60

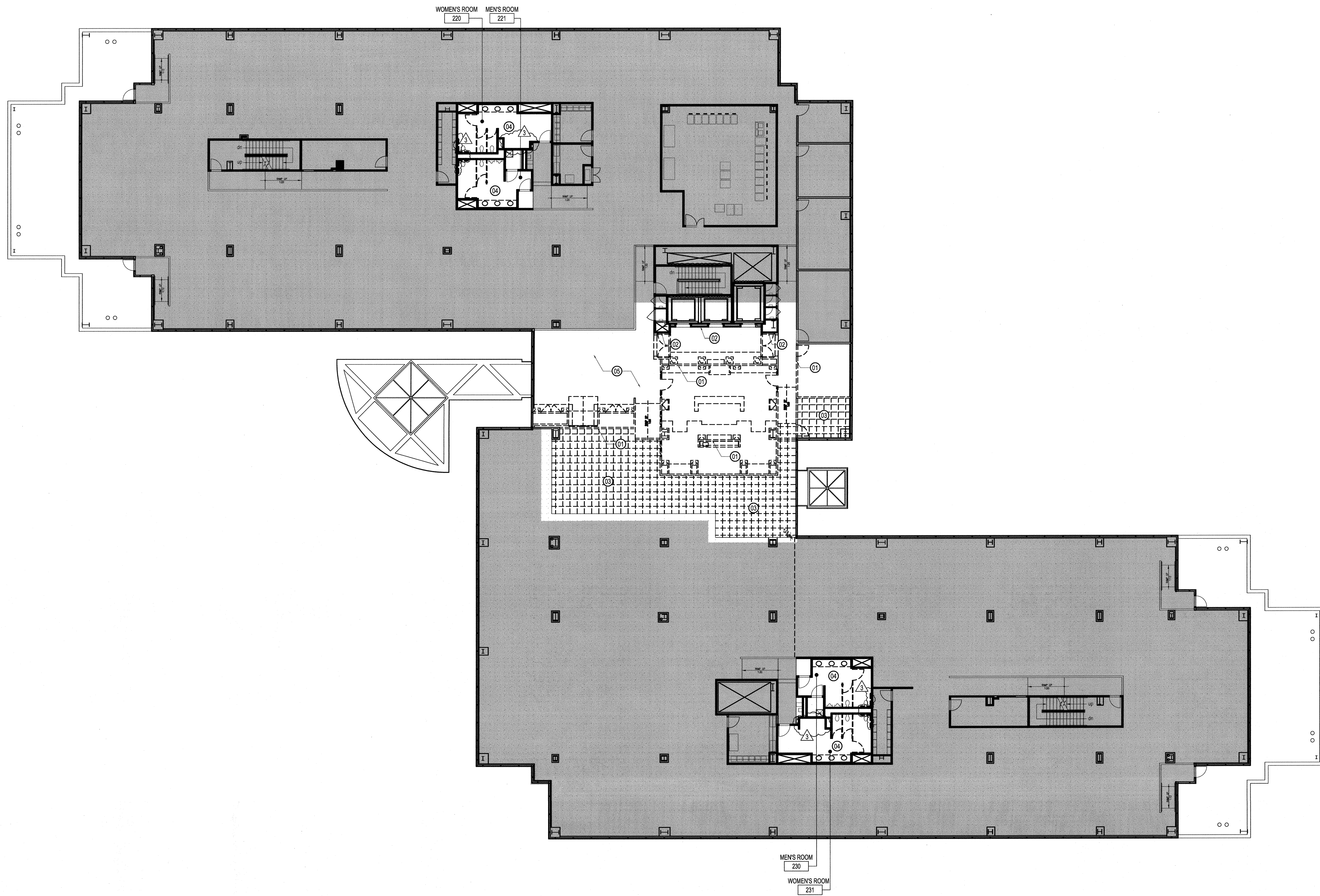
Description
 THIRD FLOOR EGRESS PLAN

Scale
 3/32" = 1'-0"

A00.62_SD



©2012 Gensler



SHEET NOTES

- ① REMOVE EXISTING PARTITION
- ② REMOVE EXISTING FINISHES ON CORE WALL
- ③ REMOVE EXISTING RAISED FLOOR TILE
- ④ REMOVE TOILET PARTITIONS (GRAB BARS) SINKS AND COUNTER
- ⑤ REMOVE EXISTING CEILING TILES, GRID AND LIGHT FIXTURES IN ARE OF WORK. REFER TO REFLECTED CEILING PLAN FOR EXTENT AND NEW LAYOUT.

GENERAL NOTES

1. PATCH & REPAIR ALL EXISTING WALLS TO REMAIN AFFECTED BY DEMOLITION WORK.
2. REFER TO MEP DRAWINGS FOR FURTHER INFORMATION ON ITEMS TO BE REMOVED.
3. PREPARE FOR NEW FLOORING AS SPECIFIED.
4. REMOVE EXISTING ROLLER SHADES AT NORTH, SOUTH AND WEST FACADE.
5. EXISTING CEILING TO REMAIN U.O.N.



1800 Solar Drive
Oxnard, CA 93030




1230 Avenue of the Americas
Suite 1500
New York, NY 10020
Telephone: 212.492.1400
Facsimile: 212.492.1472



Syska Hennessy Group, Inc.
800 Corporate Pointe
Suite 2000
Culver City, CA 90230
Telephone: 310.312.0200
Fax: 310.473.7468

Issue	Date & Issue Description	By	Check
01	06/22/12	SJ	SJ
PROGRESS SET			
02	07/31/12	ESMC	SJ
Issued for Plan Check			
1	08/10/12	ESMC	SJ
ISSUED FOR CONSTRUCTION			
3	10/05/12	ESMC	SJ
REVISED FOR PLAN CHECK COMMENTS			

Seal/Signature



Project Name
VERIZON V.I.P.

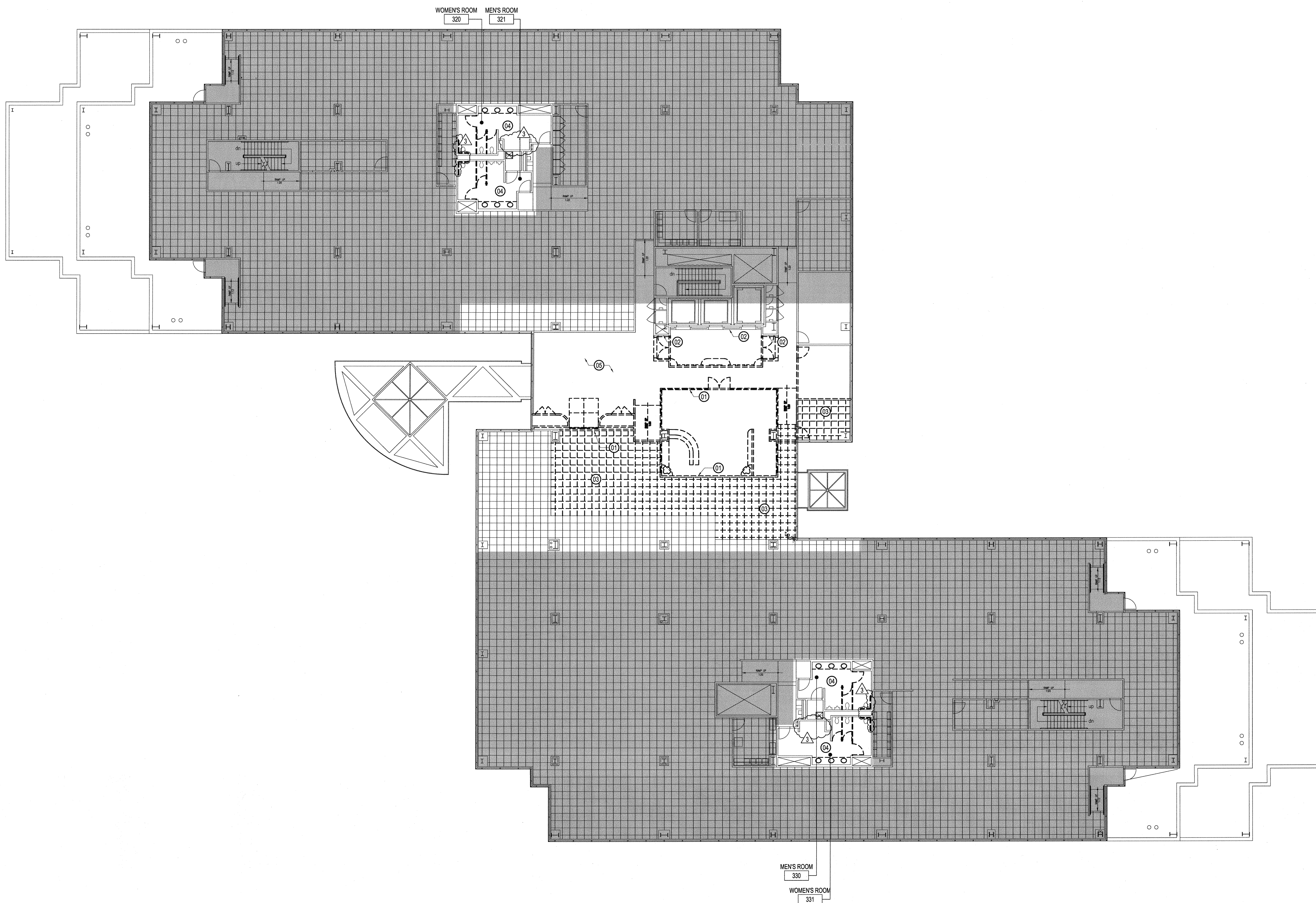
Project Number
06.8740.000
CAD File Name
A01-01

Description
SECOND FLOOR DEMOLITION PLAN

Scale
3/32" = 1'-0"

A01.02_SD





SHEET NOTES

- 01 REMOVE EXISTING PARTITION
- 02 REMOVE EXISTING FINISHES ON CORE WALL
- 03 REMOVE EXISTING RAISED FLOOR TILE
- 04 REMOVE TOILET PARTITIONS (GRAB BARS) SINKS AND COUNTER.
- 05 REMOVE EXISTING CEILING TILES, GRID AND LIGHT FIXTURES IN ARE OF WORK. REFER TO REFLECTED CEILING PLAN FOR EXTENT AND NEW LAYOUT.

GENERAL NOTES

1. PATCH & REPAIR ALL EXISTING WALLS TO REMAIN AFFECTED BY DEMOLITION WORK.
2. REFER TO MEP DRAWINGS FOR FURTHER INFORMATION ON ITEMS TO BE REMOVED.
3. PREPARE FOR NEW FLOORING AS SPECIFIED.
4. REMOVE EXISTING ROLLER SHADES AT NORTH, SOUTH AND WEST FACADE.
5. EXISTING CEILING TO REMAIN U.O.N.



1800 Solar Drive
Oxnard, CA 93030




1230 Avenue of the Americas
Suite 1500
New York, NY 10020
Telephone: 212.492.1400
Facsimile 212.492.1472



Syska Hennessy Group, Inc.
800 Corporate Pointe
Suite 2000
Culver City, CA 90230
Telephone: 310.312.0200
Fax: 310.473.7468

Issue	Date & Issue Description	By	Check
01	06/22/12	SJ	SJ
PROGRESS SET			
02	07/31/12	ES/MC	SJ
Issued for Plan Check			
1	08/10/12	ES/MC	SJ
ISSUED FOR CONSTRUCTION			
3	10/05/12	ES/MC	SJ
REVISED FOR PLAN CHECK COMMENTS			

Seal/Signature



Project Name
VERIZON V.I.P.

Project Number
06.8740.000
CAD File Name

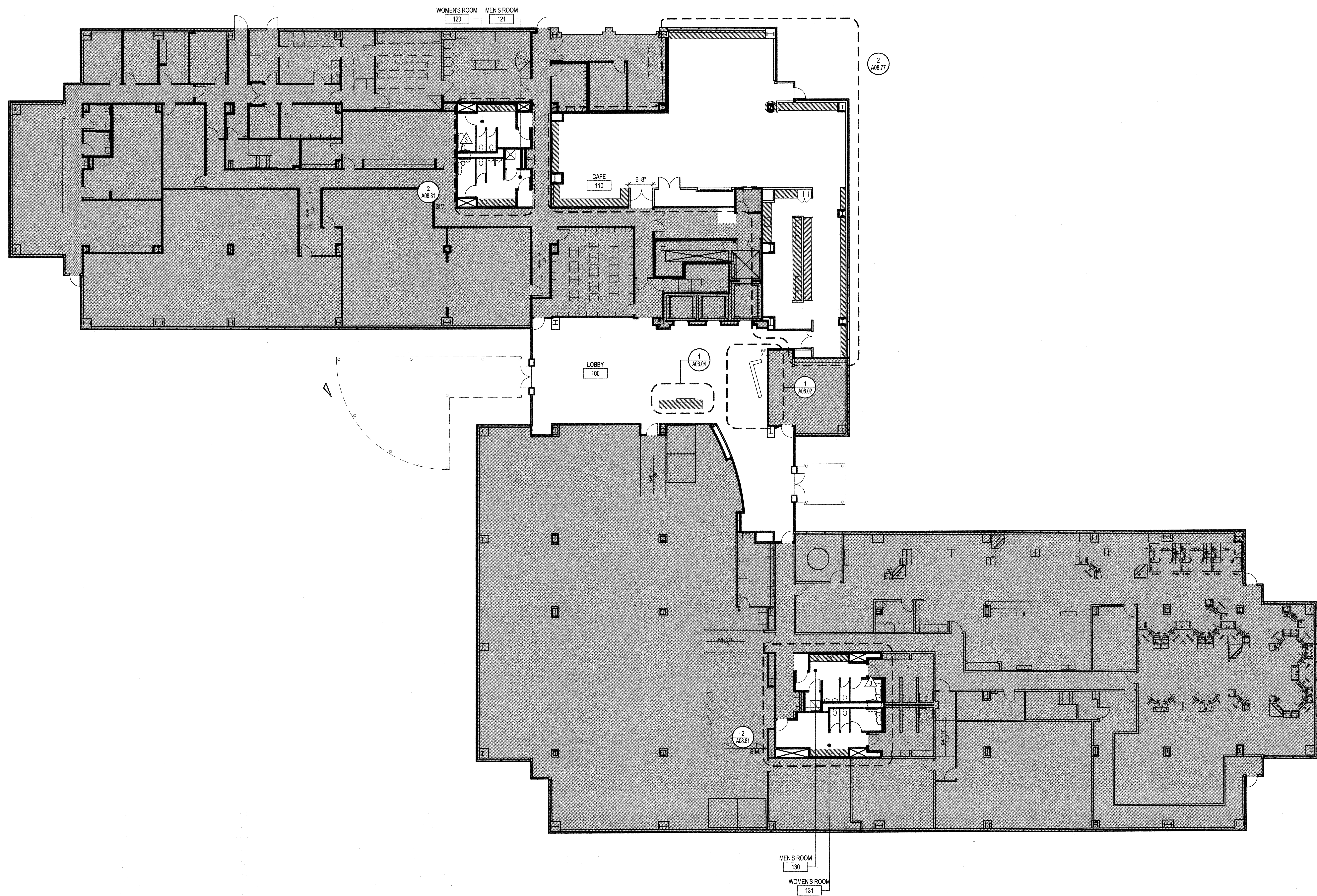
A01-01
Description
THIRD FLOOR DEMOLITION PLAN

Scale
3/32" = 1'-0"

A01.03_SD



©2012 Gensler



SHEET NOTES

- 01 MILLWORK BANQUETTE.
- 02 NEW MILLWORK TRASH RECEPTACLE.

GENERAL NOTES

1. ALL WALLS IN SCOPE TO RECEIVE PAINT, PT1 AND BASE, RB1 U.O.N.
2. SEE A13.03 FOR ADDITIONAL MONUMENT LOCATIONS AND DETAILS.
3. INSTALL NEW ROLLER SHADE IN EXISTING BRACKETS ON NORTH, SOUTH, AND WEST FACADES.
4. FURNITURE VENDOR TO PROVIDE QUANTITY OF FURNITURE NOTED/TAGGED.
5. ALL NEW FURNITURE IS PROVIDED AND INSTALLED BY FURNITURE VENDOR.
6. REFER TO AV PACKAGE FOR ALL AV EQUIPMENT INFORMATION WHERE APPLICABLE.
7. VERIFY FURNITURE DIMENSIONS FOR LAYOUT IN FIELD.
8. SEE FURNITURE SPECIFICATION DOCUMENT FOR ALL NEW FURNITURE NOTED/TAGGED.



1800 Solar Drive
Oxnard, CA 93030




1230 Avenue of the Americas
Suite 1500
New York, NY 10020
Telephone: 212.492.1400
Facsimile 212.492.1472



Syska Hennessy Group, Inc.
800 Corporate Pointe
Suite 200
Culver City, CA 90230
Telephone: 310.312.0200
Fax: 310.473.7468

Issue	Date & Issue Description	By	Check
01	06/22/12	SJ	SJ
PROGRESS SET			
02	07/31/12	ESMC	SJ
Issued for Plan Check			
1	08/10/12	ESMC	SJ
ISSUED FOR CONSTRUCTION			
04	09/04/12	SLR	SJ
ISSUED FOR FURN PRICING			
3	10/05/12	ESMC	SJ
REVISED FOR PLAN CHECK COMMENTS			

Seal/Signature




Project Name
VERIZON V.I.P.

Project Number
06.8740.000
CAD File Name
A01-01

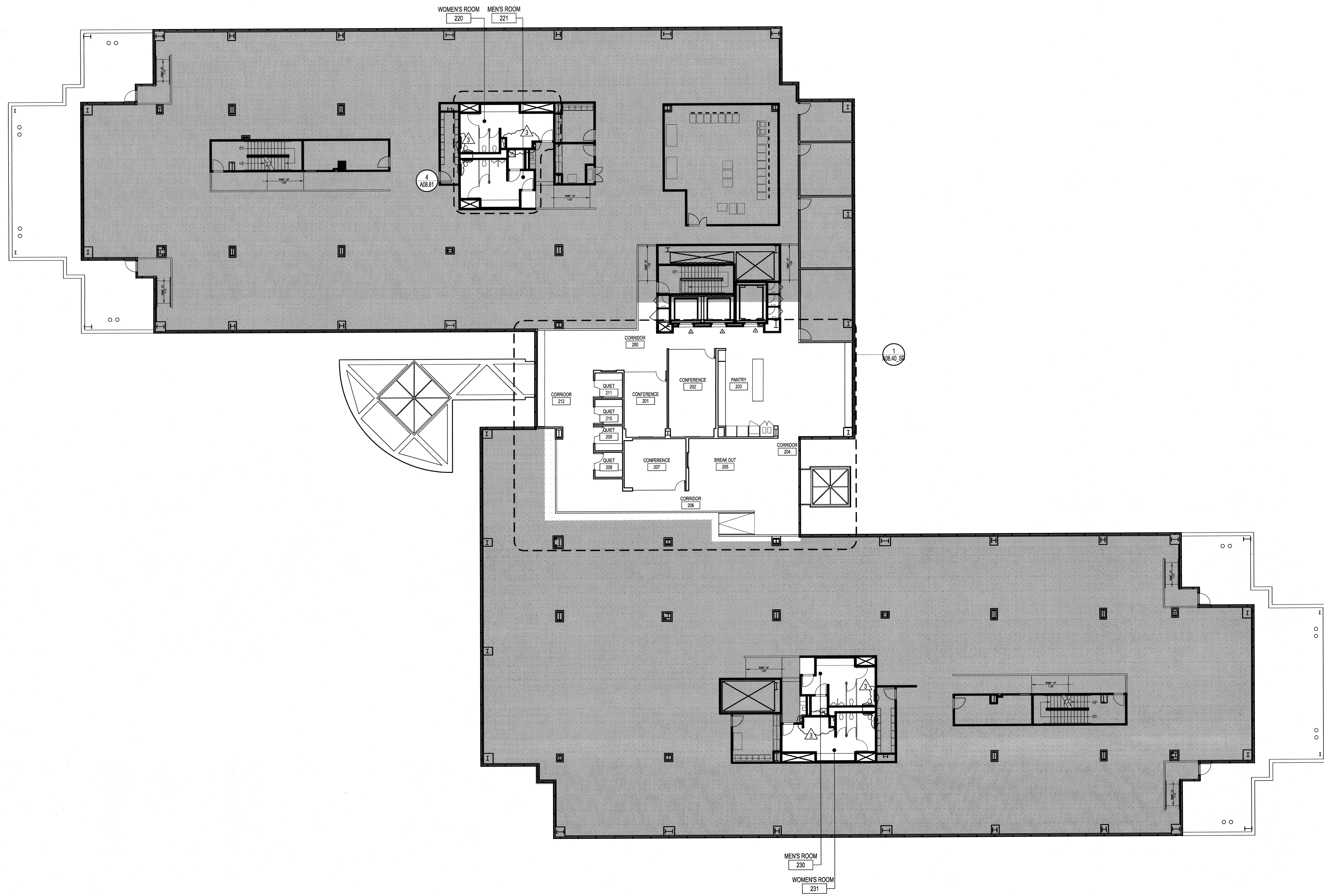
Description
FIRST FLOOR CONSTRUCTION PLAN

Scale
3/32" = 1'-0"

A02.01_SD



©2012 Gensler



SHEET NOTES



1800 Solar Drive
Oxnard, CA 93030

1230 Avenue of the Americas
Suite 1500
New York, NY 10020
Telephone: 212.492.1400
Facsimile 212.492.1472

Gensler




Syska Hennessy Group, Inc.
800 Corporate Pointe
Suite 2100
Culver City, CA 90230
Telephone: 310.312.0200
Fax: 310.473.7468

Issue	Date & Issue Description	By	Check
01	06/22/12	SJ	SJ
PROGRESS SET			
02	07/31/12	ESMC	SJ
Issued for Plan Check			
1	08/10/12	ESMC	SJ
ISSUED FOR CONSTRUCTION			
3	10/05/12	ESMC	SJ
REVISED FOR PLAN CHECK COMMENTS			

GENERAL NOTES

1. FOR FURTHER INFORMATION SEE A08 SERIES.
2. INSTALL NEW ROLLER SHADE IN EXISTING BRACKETS ON NORTH, SOUTH, AND WEST FACADES.

Seal/Signature



Project Name
VERIZON V.I.P.

Project Number
06.8740.000
CAD File Name

A01-01
Description
SECOND FLOOR CONSTRUCTION PLAN

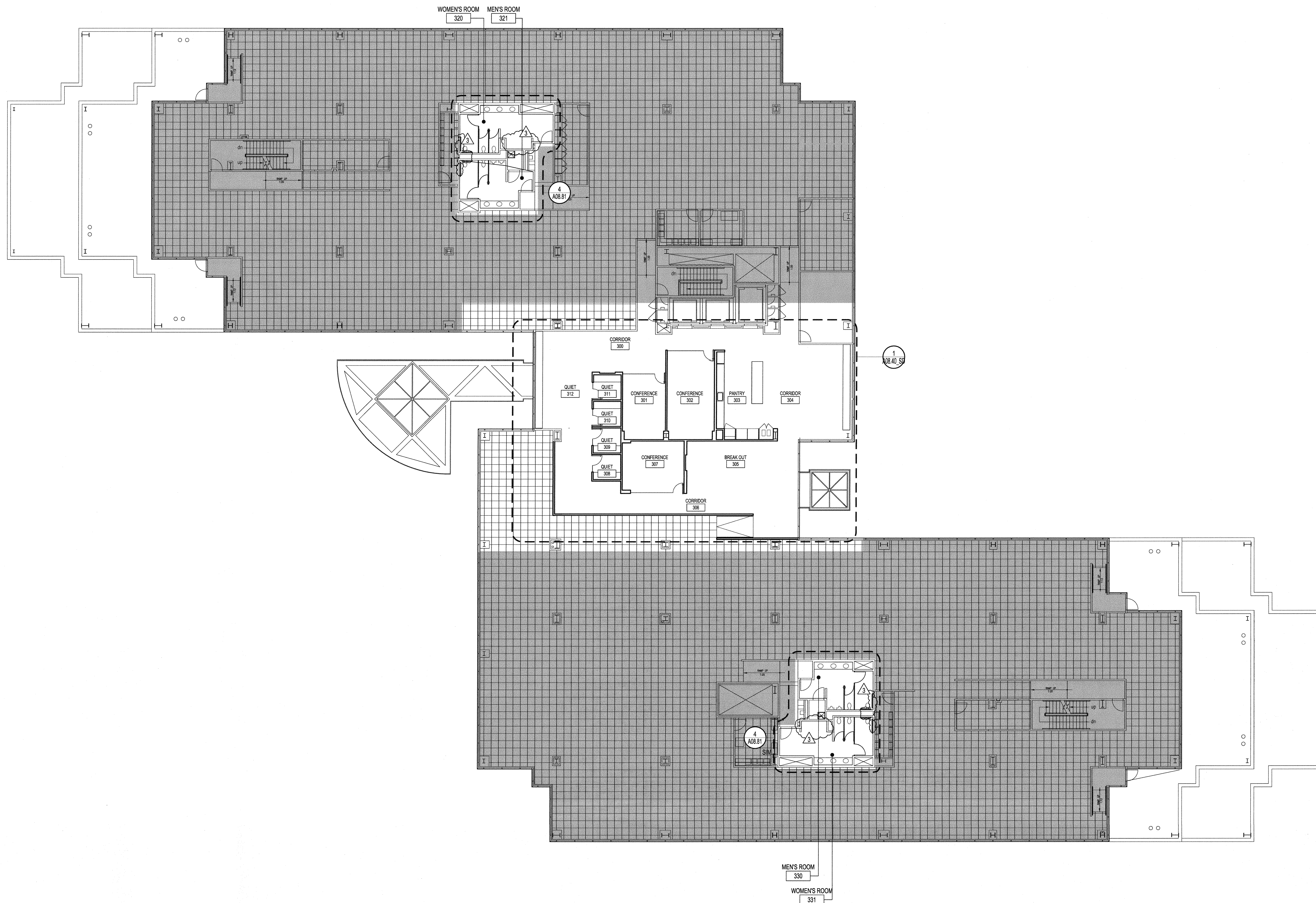
Scale
3/32" = 1'-0"

A02.02_SD



©2012 Gensler

A02.02_SD_01.dwg, 10/23/12 10:10 AM



SHEET NOTES

GENERAL NOTES

1. FOR FURTHER INFORMATION SEE A08 SERIES.
2. INSTALL NEW ROLLER SHADE IN EXISTING BRACKETS ON NORTH, SOUTH, AND WEST FACADES.




1800 Solar Drive
Oxnard, CA 93030

Gensler
1230 Avenue of the Americas
Suite 1500
New York, NY 10020
Telephone: 212.492.1400
Facsimile 212.492.1472

SYSKA HENNESSY GROUP
A member company of SHI Group, Inc.
Syska Hennessy Group, Inc.
800 Corporate Pointe
Suite 200
Culver City, CA 90230
Telephone: 310.312.0200
Fax: 310.473.7468

Issue	Date & Issue Description	By	Check
01	06/22/12	SJ	SJ
PROGRESS SET			
02	07/31/12	ES/MC	SJ
Issued for Plan Check			
1	08/10/12	ES/MC	SJ
ISSUED FOR CONSTRUCTION			
3	10/06/12	ES/MC	SJ
REVISED FOR PLAN CHECK COMMENTS			

Seal/Signature



Project Name
VERIZON V.I.P.

Project Number
06.8740.000

CAD File Name
A01-01

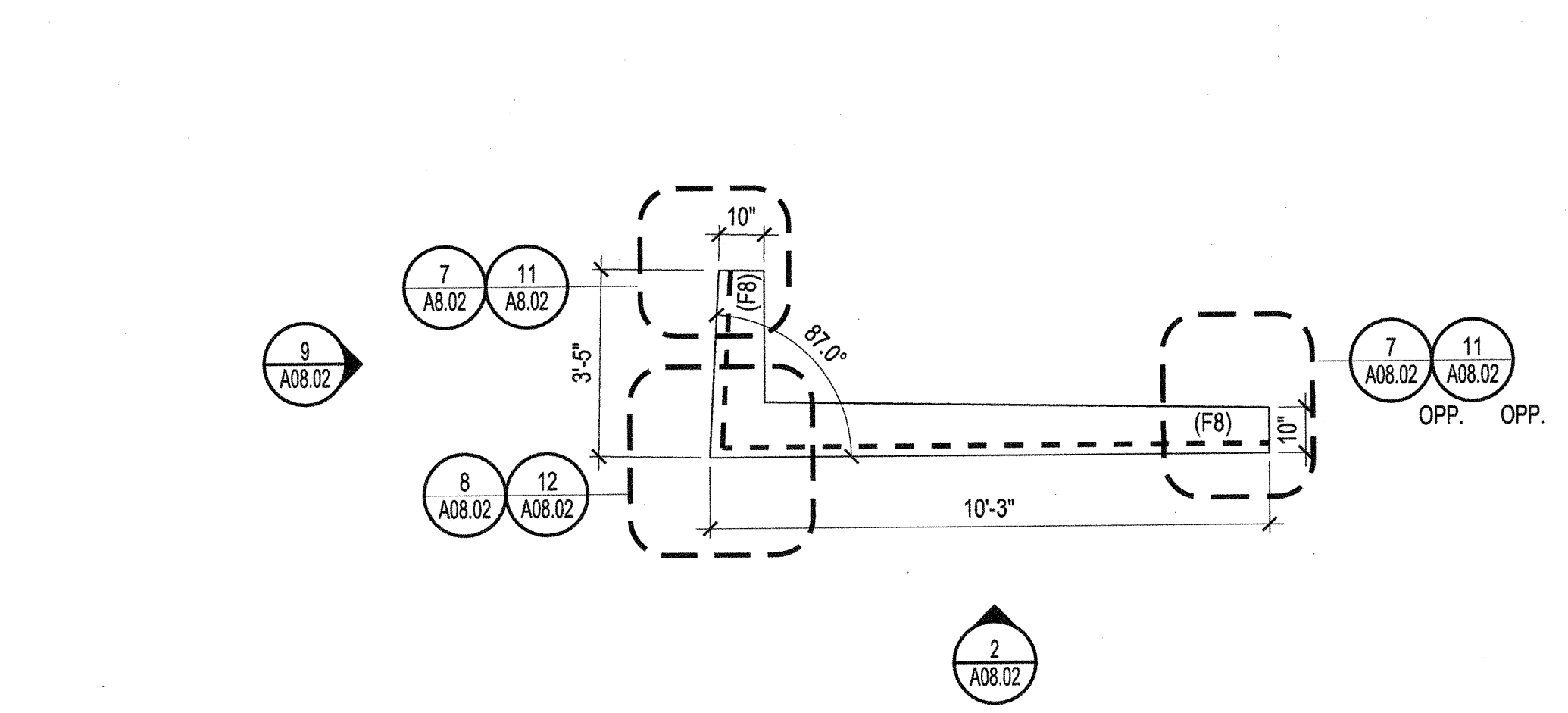
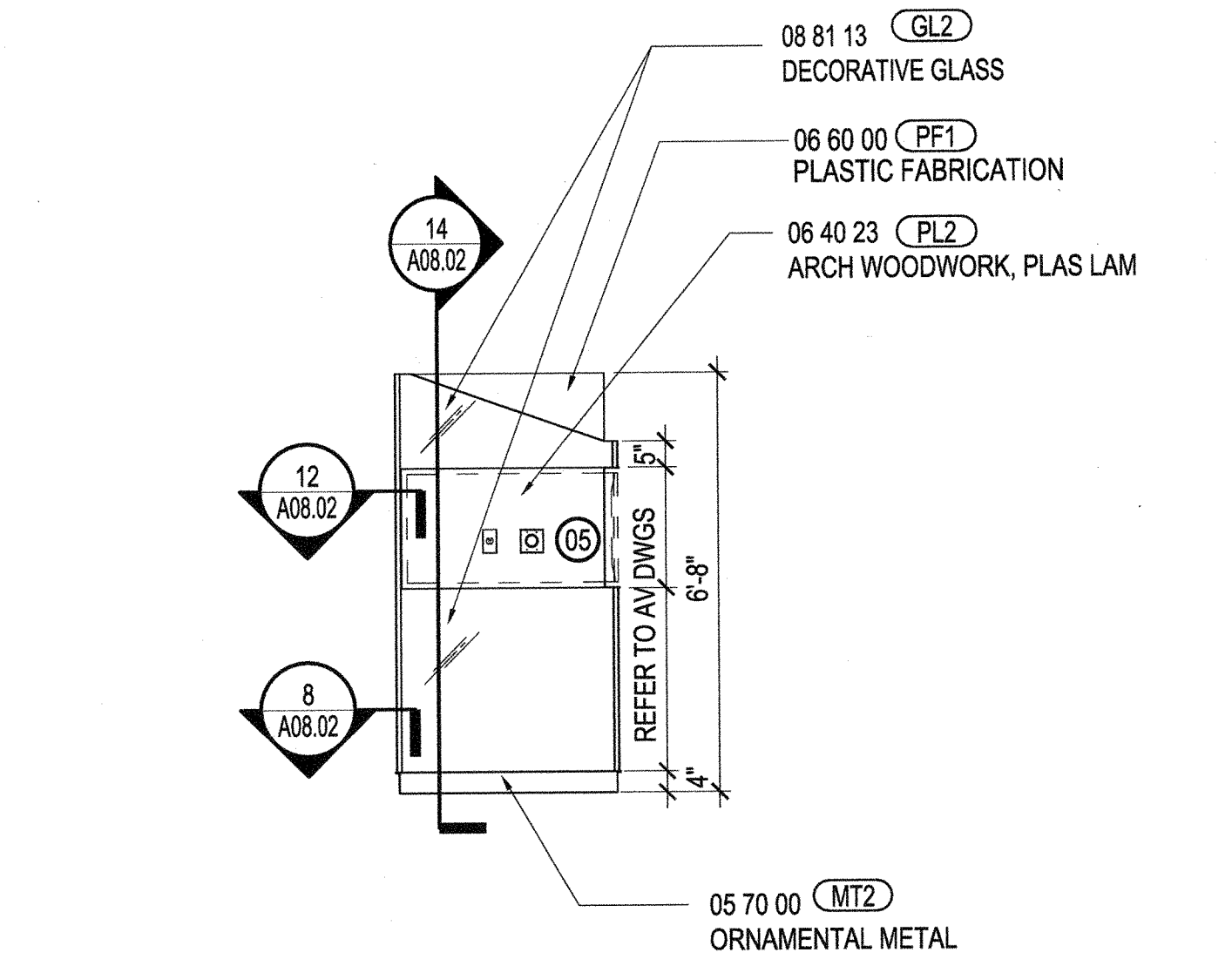
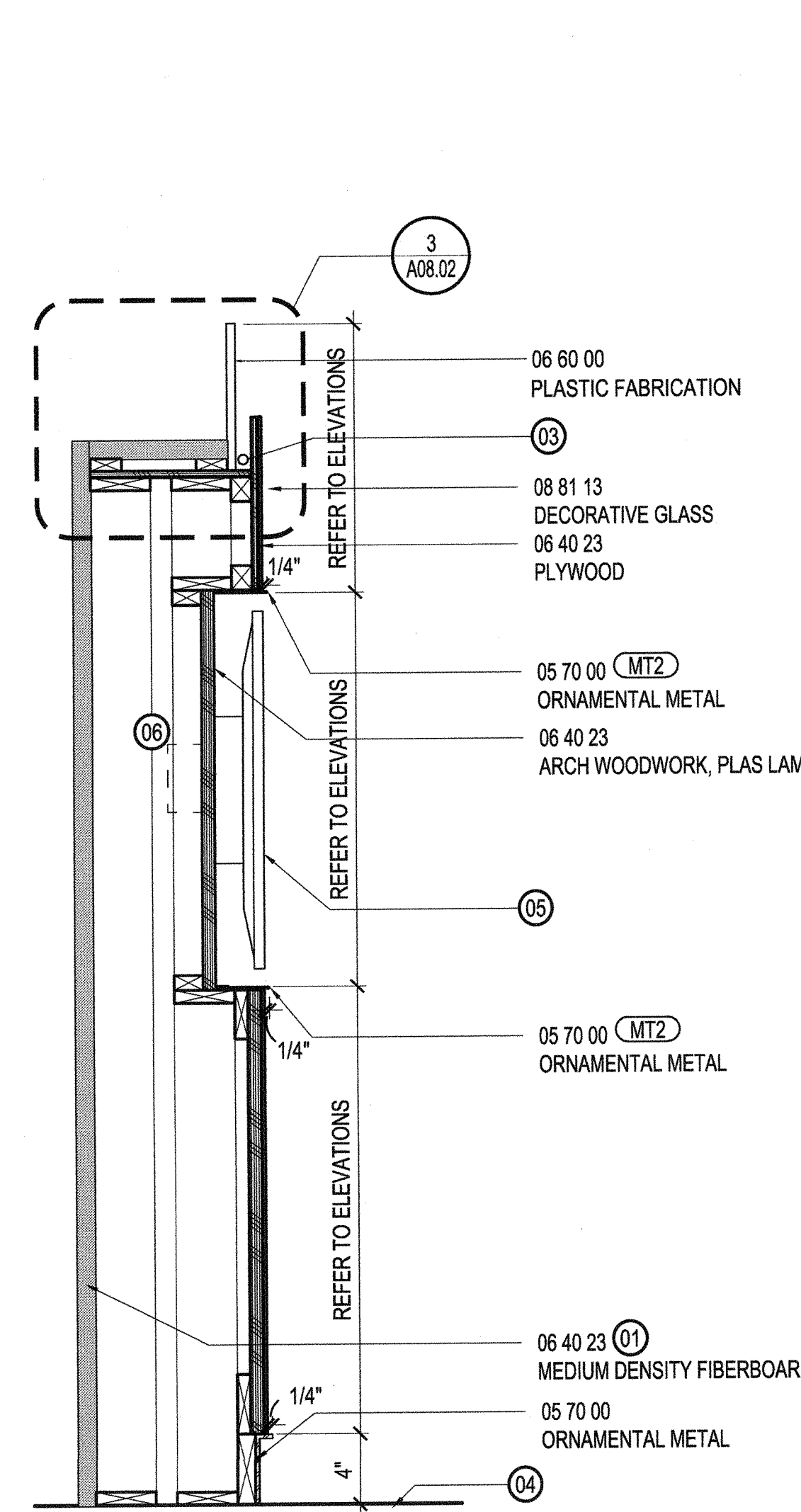
Description
THIRD FLOOR CONSTRUCTION PLAN

Scale
3/32" = 1'-0"

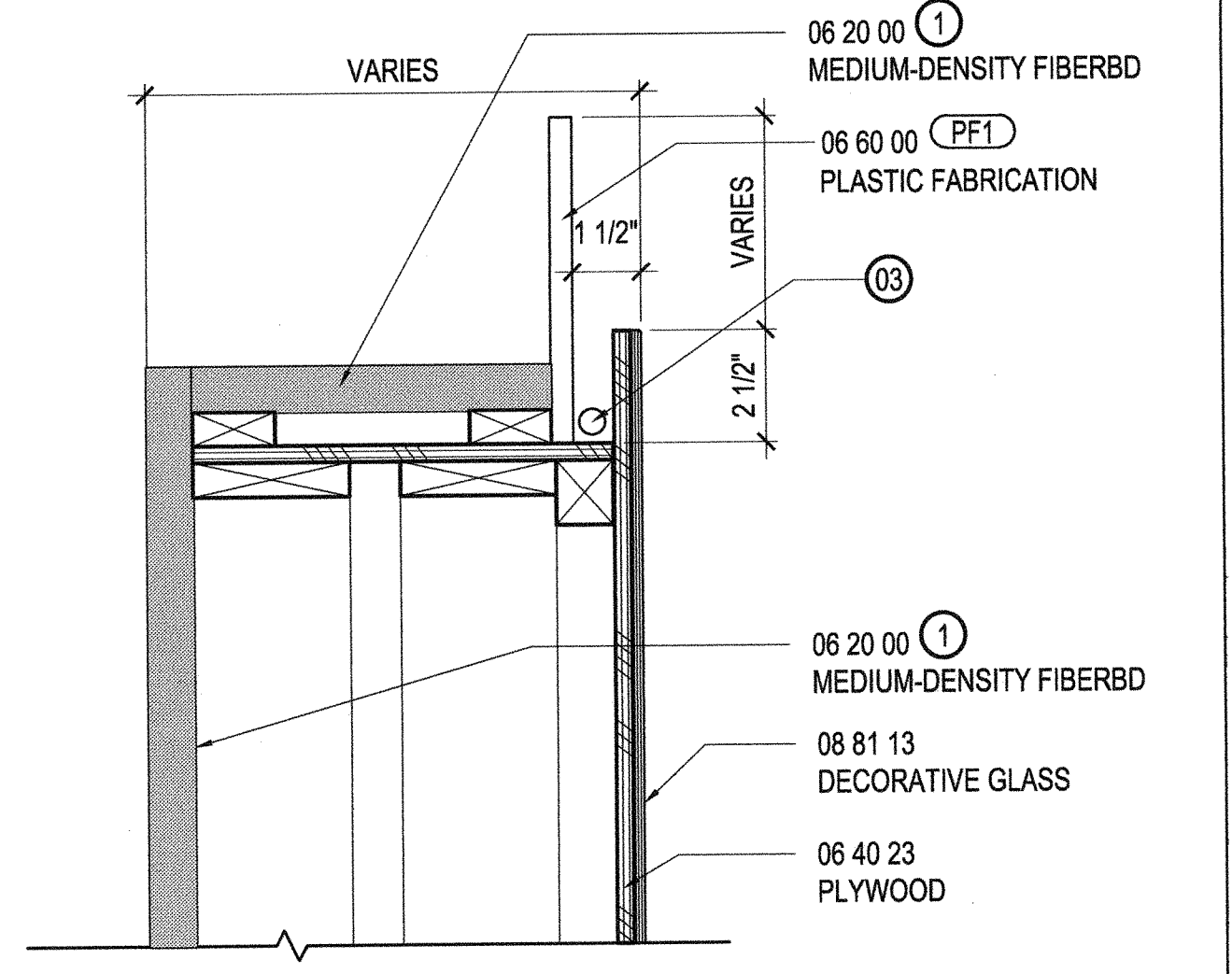
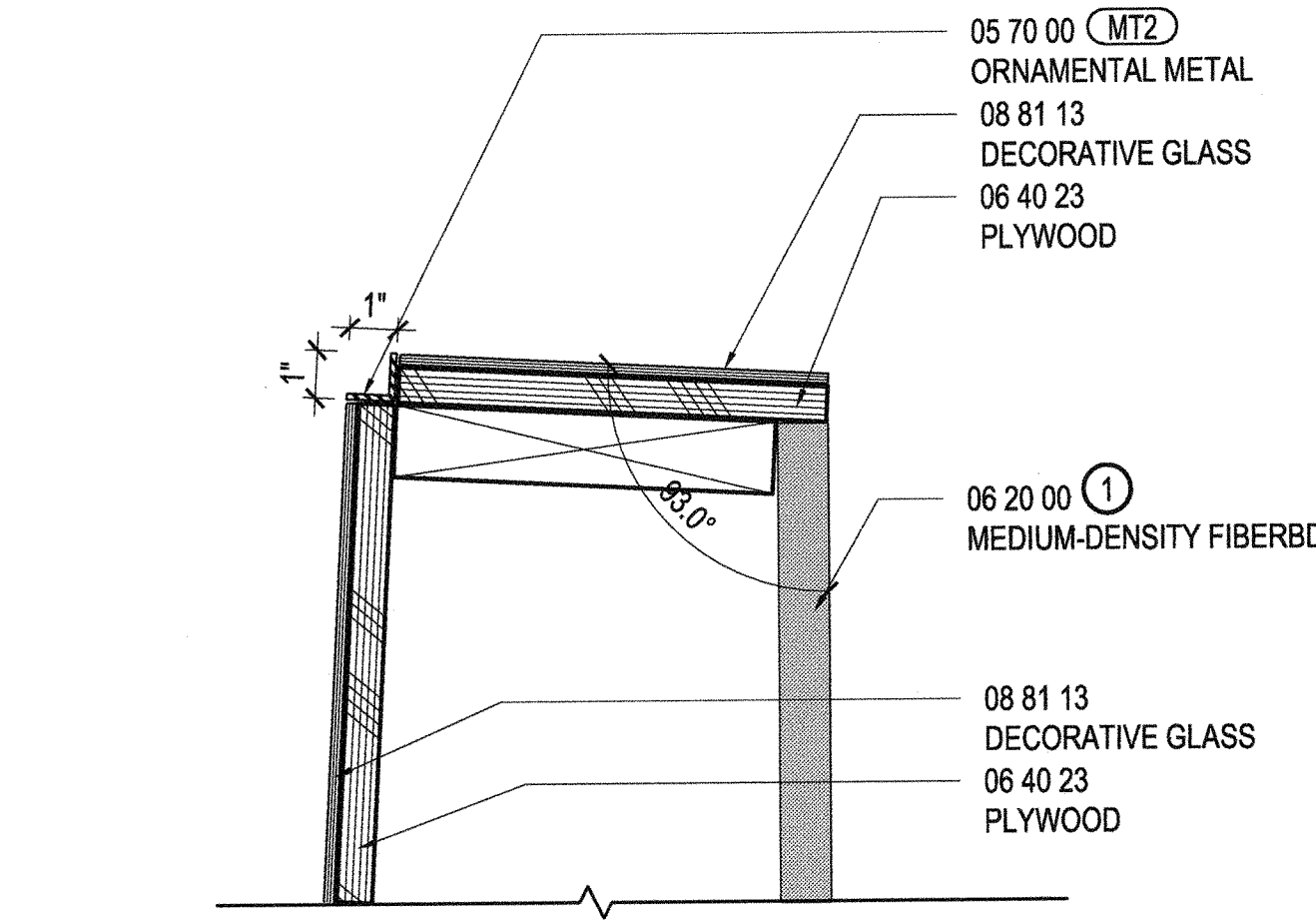
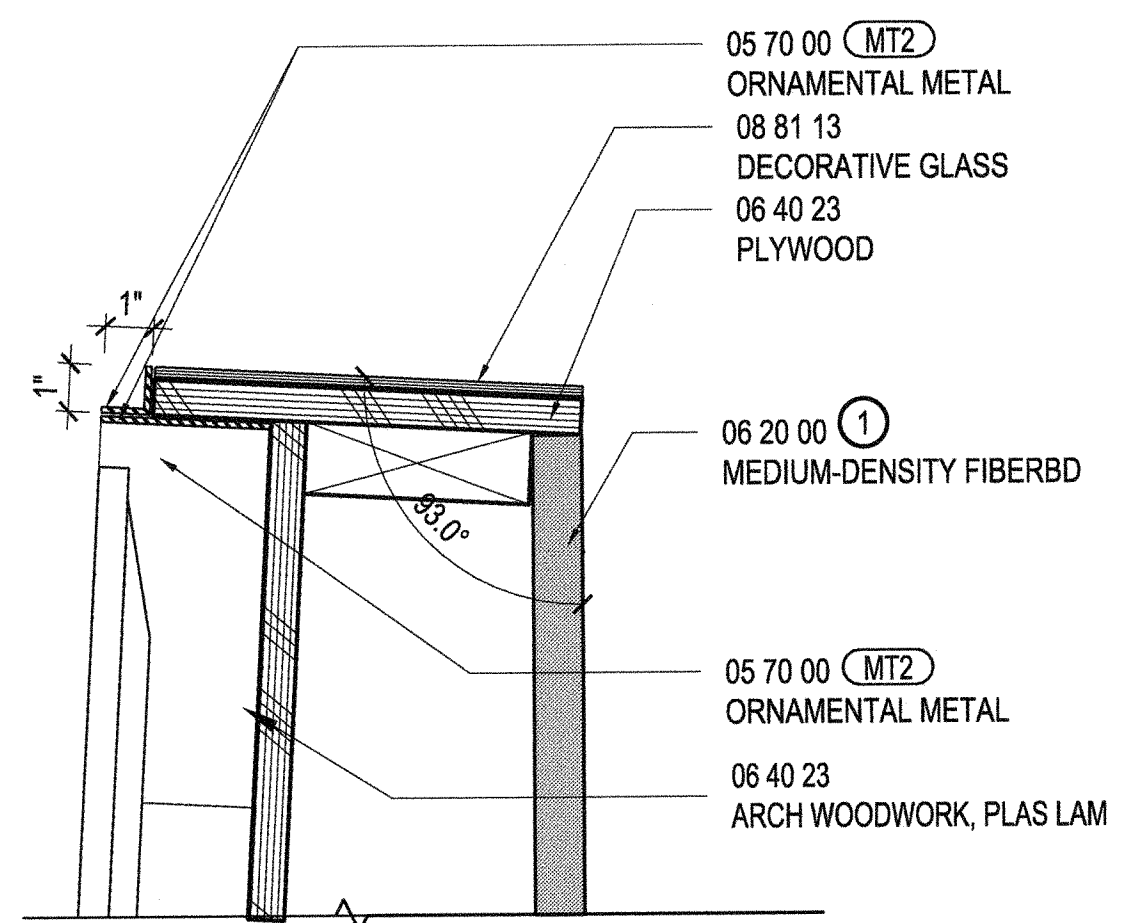
A02.03_SD

©2012 Gensler





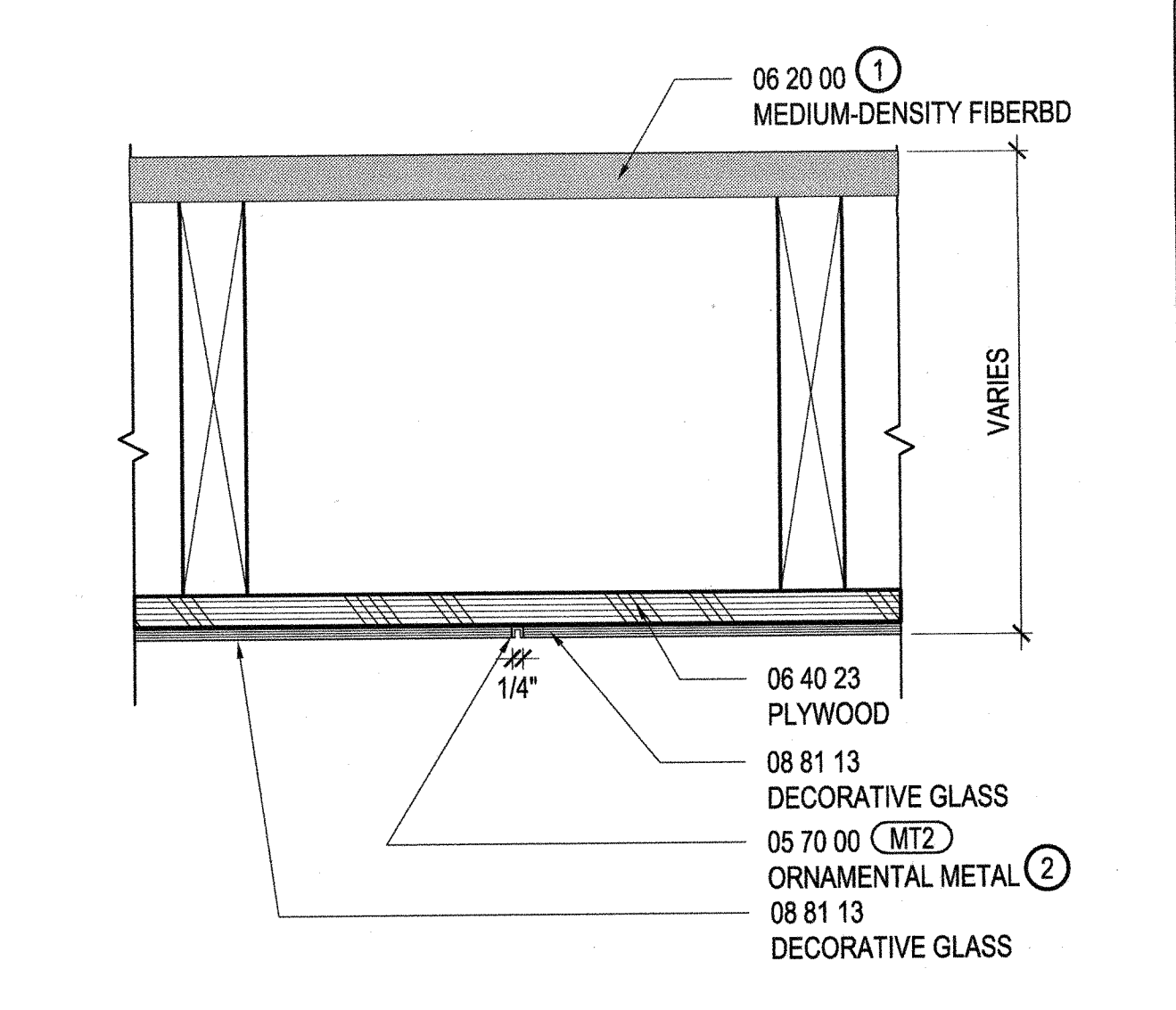
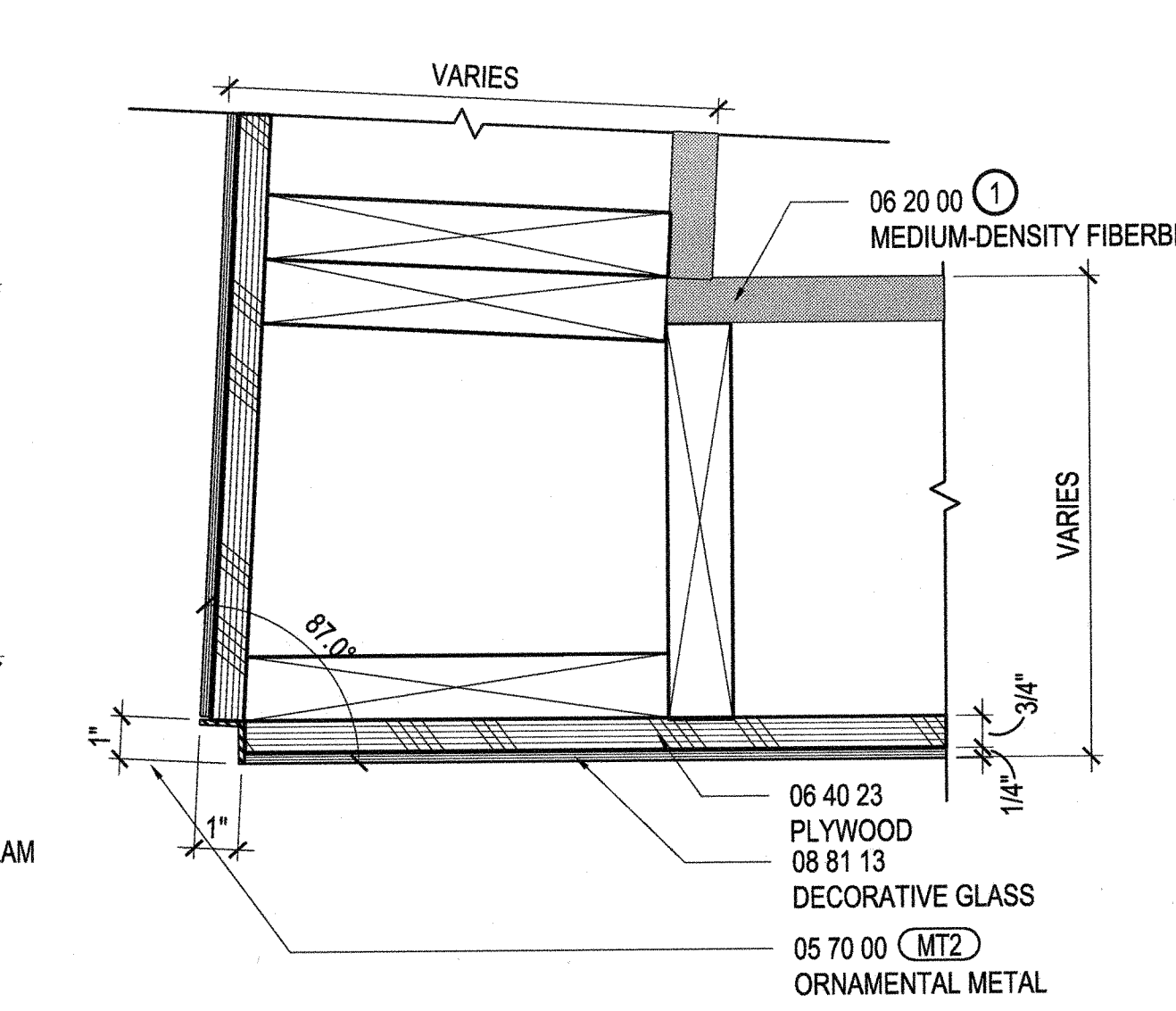
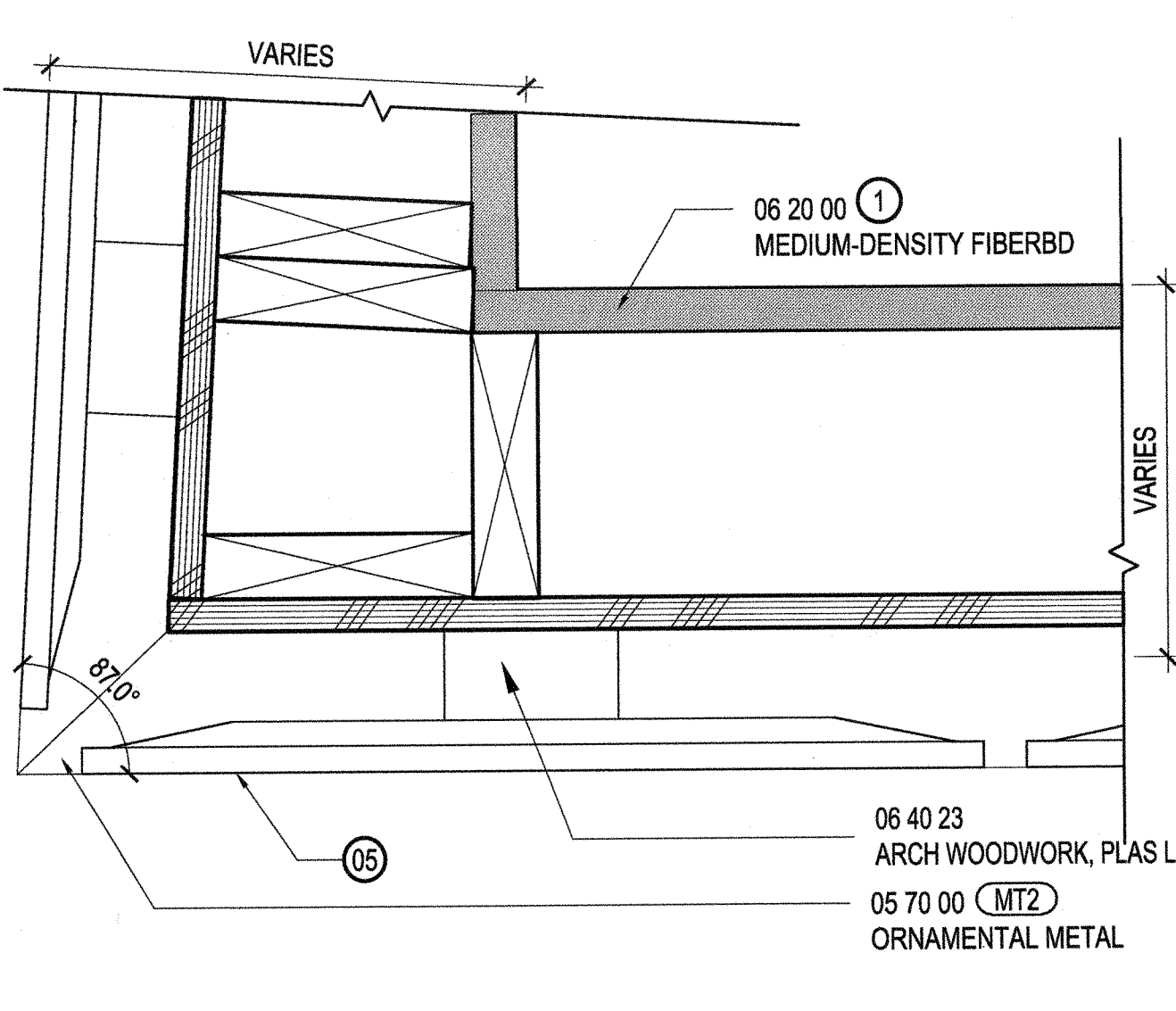
RECEPTION KIOSK CHECK-IN SECT. 14
 SCALE: 1/2" = 1'-0"



END DETAIL @ AV EQUIP 11
 SCALE: 3" = 1'-0" DT_MW_000134

END DETAIL 7
 SCALE: 3" = 1'-0" DT_MW_000134

TOP CAP DETAIL 3
 SCALE: 3" = 1'-0" DT_MW_000134



OUTSIDE CORNER @ AV EQUIP. 12
 SCALE: 3" = 1'-0" DT_MW_000134

OUTSIDE CORNER DETAIL 12
 SCALE: 3" = 1'-0" DT_MW_000134

GLASS JOINT DETAIL 4
 SCALE: 3" = 1'-0" DT_MW_000134

- SHEET NOTES**
- 01 PAINTED PT3
 - 02 NOT USED
 - 03 SCHEDULED LIGHT FIXTURE F8.
 - 04 TOP OF EXISTING FINISHED FLOOR
 - 05 SCHEDULED AV EQUIPMENT. COORDINATE POWER AND DATA REQUIREMENTS WITH ENGINEERING DRAWINGS.
 - 06 SCHEDULED POWER AND DATA OUTLETS

1800 Solar Drive
 Oxnard, CA 93030

1230 Avenue of the Americas
 Suite 1500
 New York, NY 10020
 Telephone: 212.492.1400
 Facsimile: 212.492.1472

Gensler

Syska Hennessy Group, Inc.
 800 Corporate Pointe
 Suite 2000
 Culver City, CA 90230
 Telephone: 310.312.0200
 Fax: 310.473.7468

SYSKA HENNESSY GROUP
 A member company of SH Group, Inc.

Issue	Date & Issue Description	By	Check
01	07/31/12	ESMC	SJ
Issued for Plan Check			
1	08/10/12	ESMC	SJ
ISSUED FOR CONSTRUCTION			
3	10/05/12	ESMC	SJ
REVISED FOR PLAN CHECK COMMENTS			

GENERAL NOTES

Scale/Signature

Project Name
 VERIZON V.I.P.

Project Number
 06.8740.000

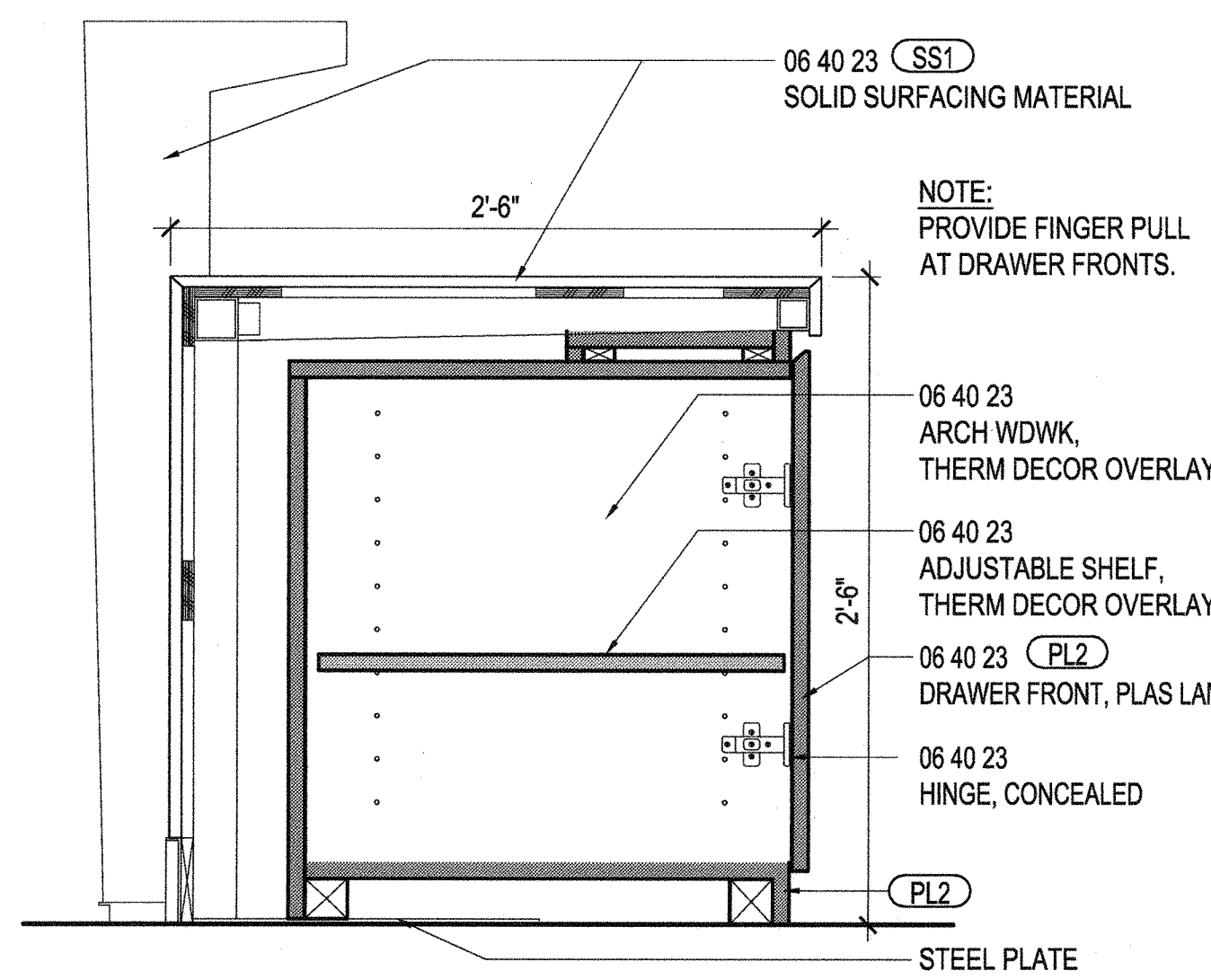
CAD File Name

Description
 SMALL RECEPTION KIOSK DETAILS

Scale
 AS NOTED

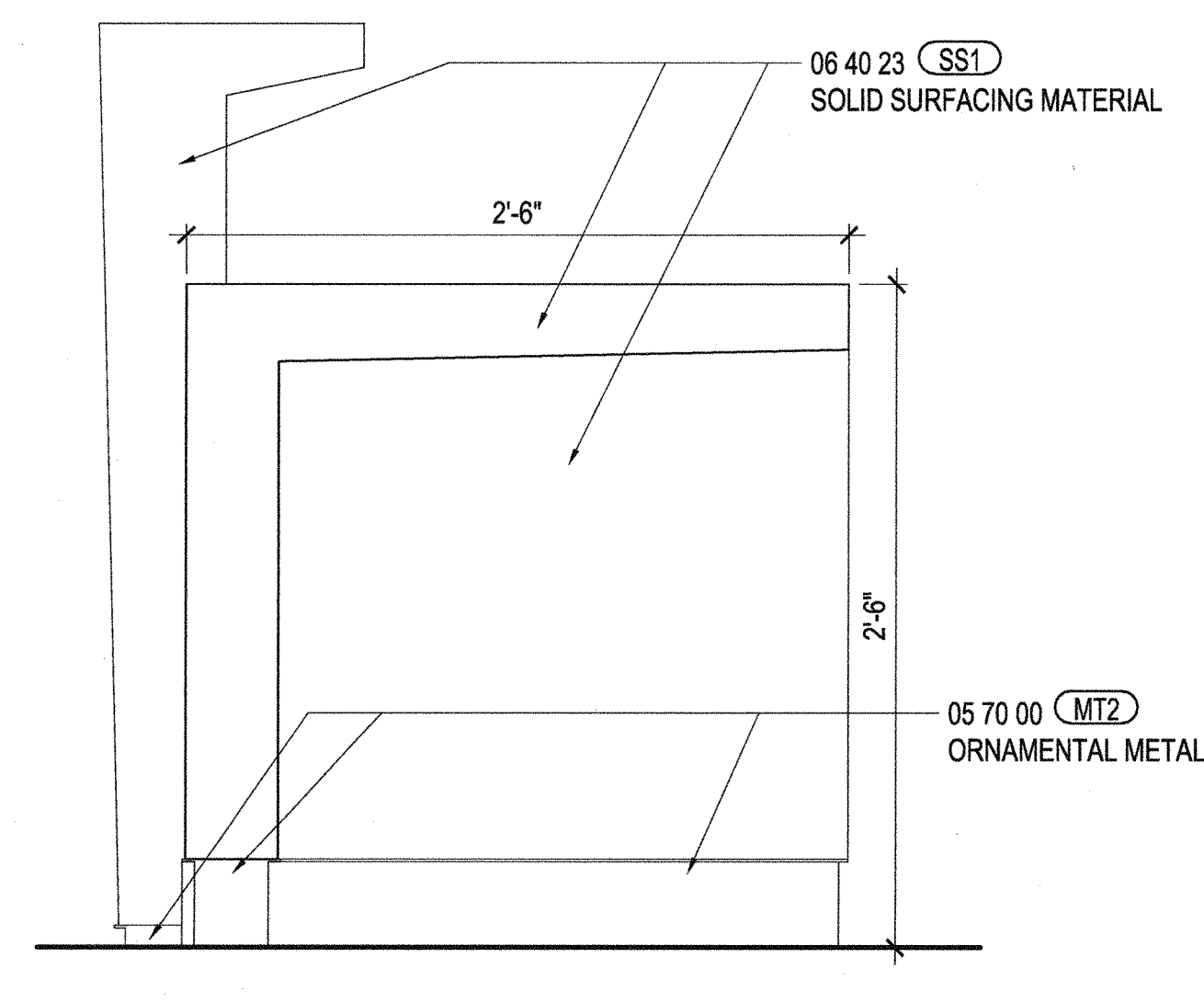
A08.02_SD

©2012 Gensler



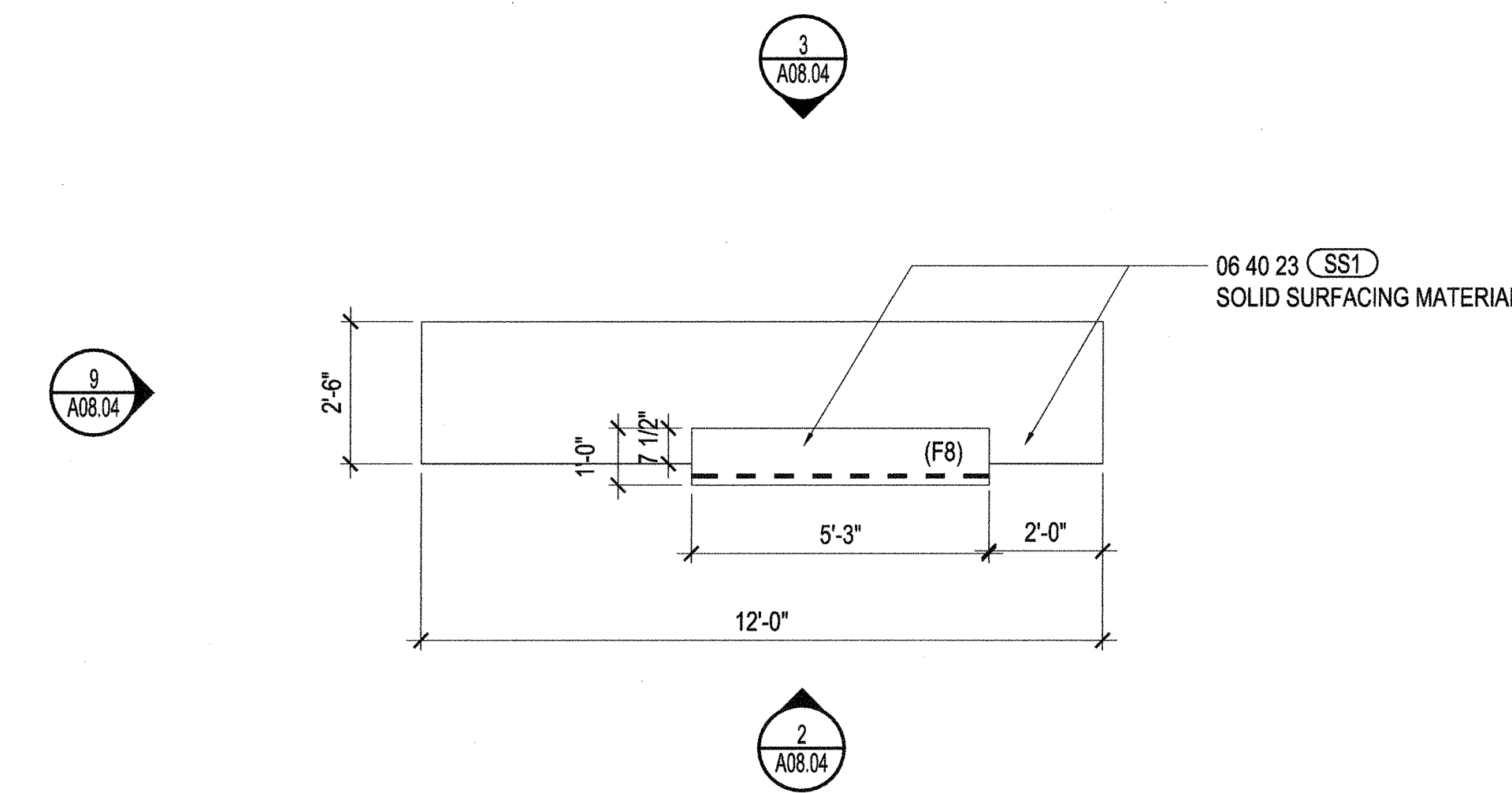
SECTION AT DESK
SCALE: 1 1/2" = 1'-0"

13



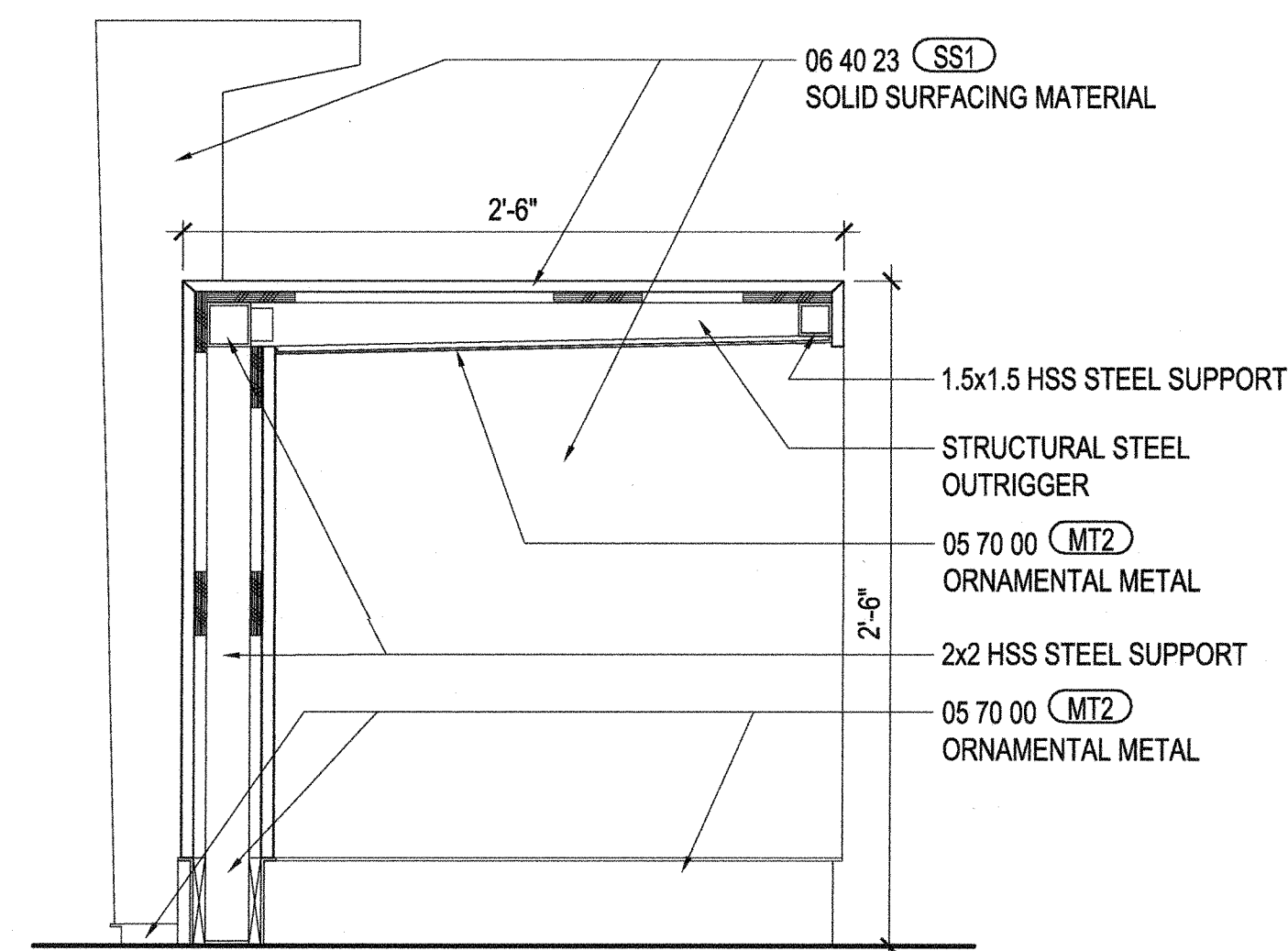
SIDE ELEVATION AT DESK
SCALE: 1 1/2" = 1'-0"

9



MEDIUM RECEPTION DESK PLAN
SCALE: 3/8" = 1'-0"

1

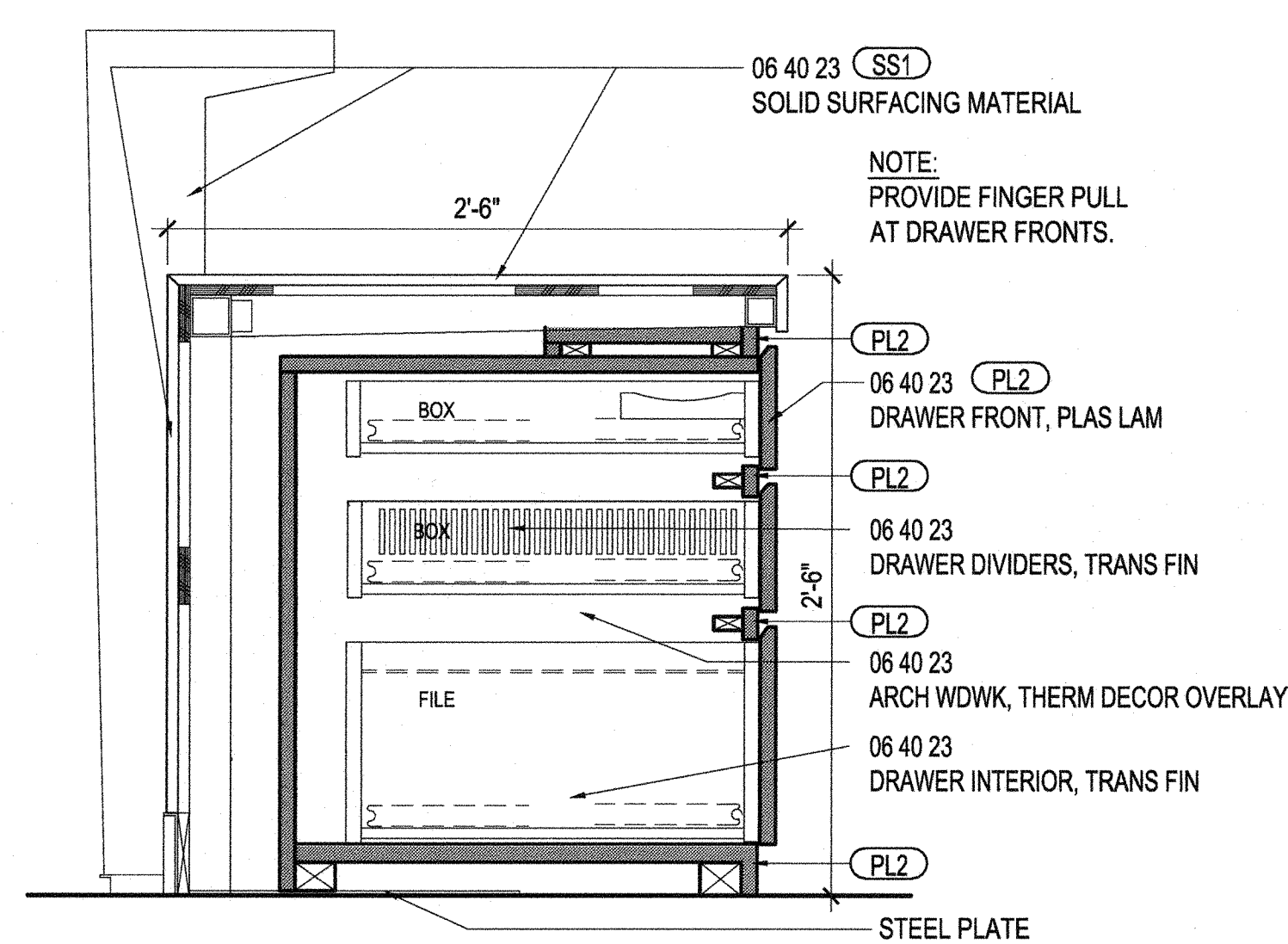
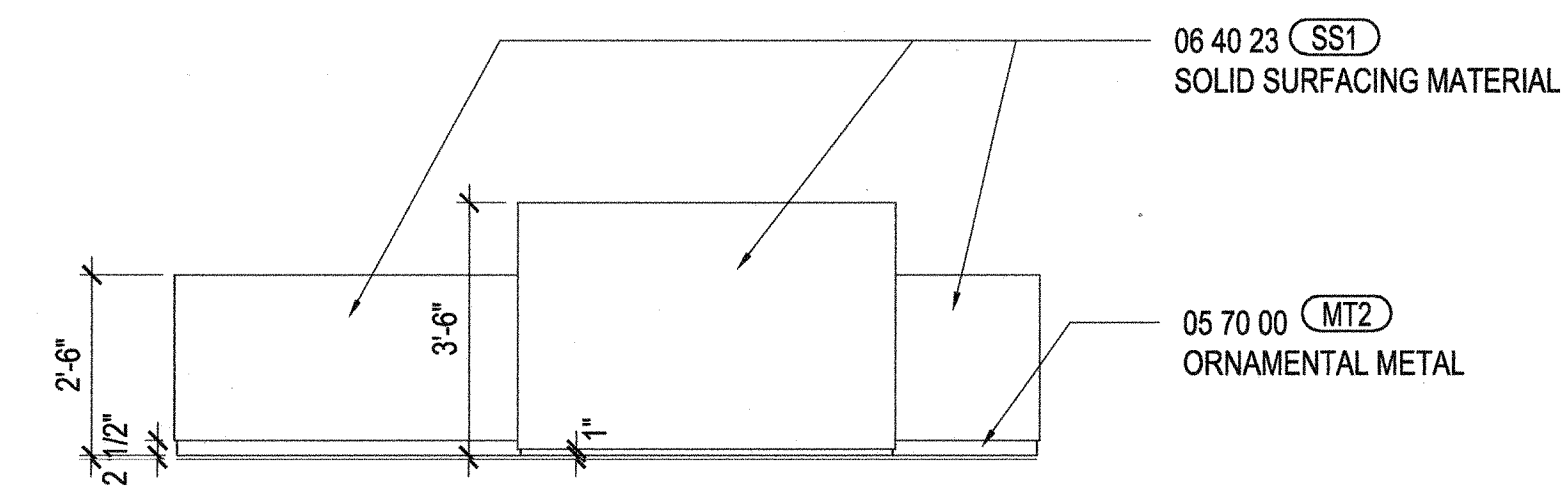


SECTION AT DESK
SCALE: 1 1/2" = 1'-0"

10

MEDIUM RECEPTION KIOSK FRONT ELEVATION
SCALE: 3/8" = 1'-0"

2

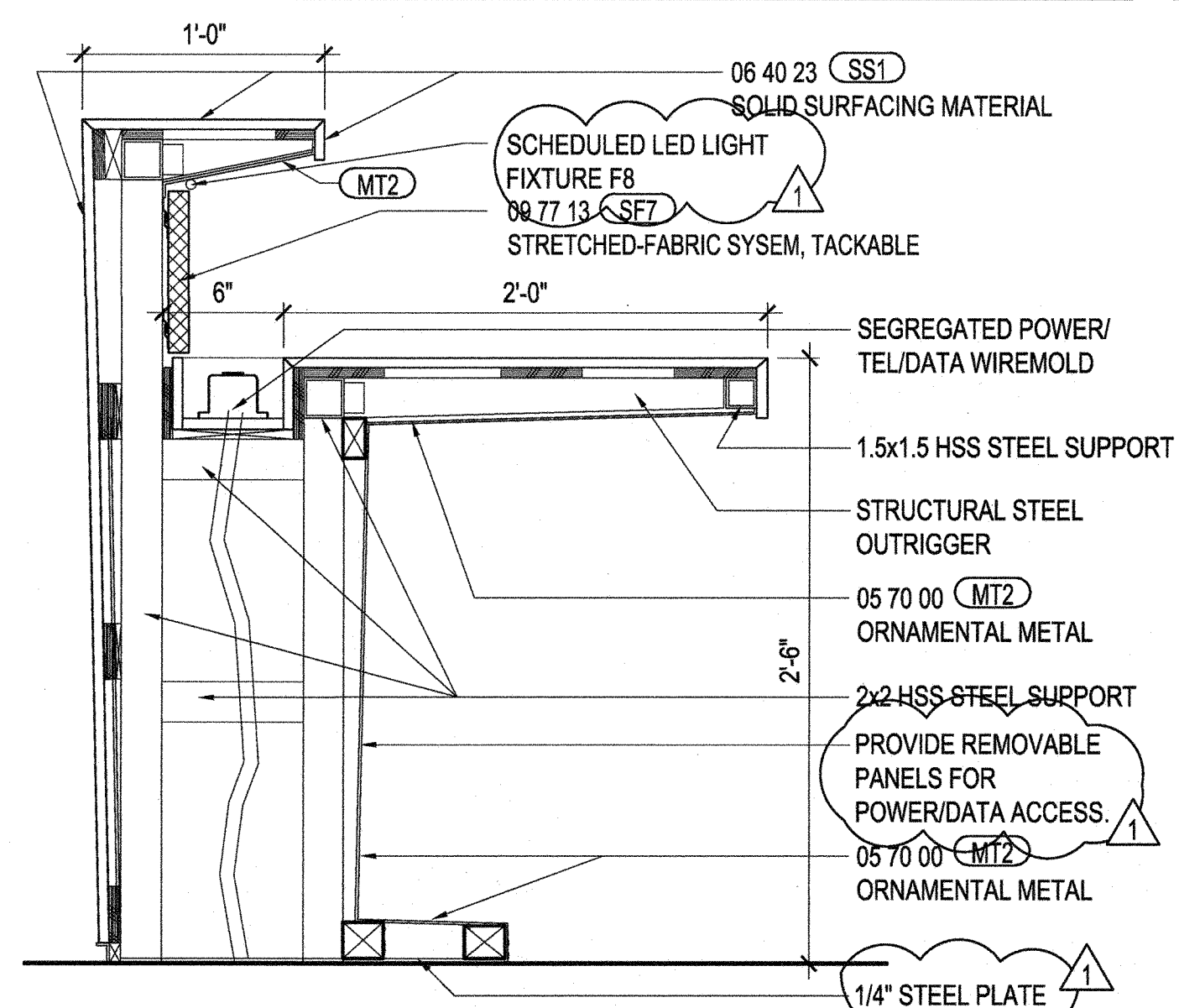
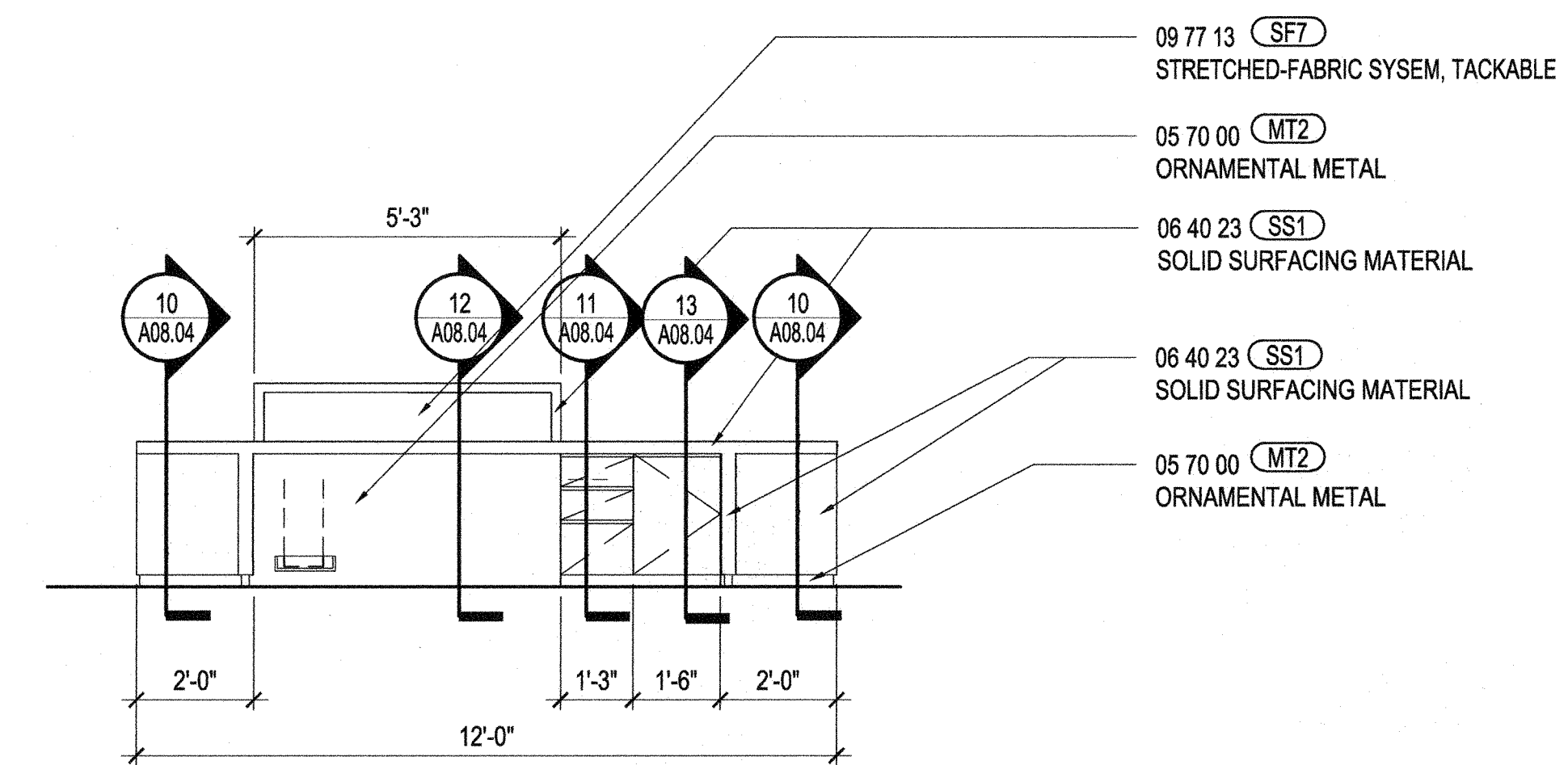


SECTION AT DESK
SCALE: 1 1/2" = 1'-0"

11

MEDIUM RECEPTION DESK BACK ELEVATION
SCALE: 3/8" = 1'-0"

3



SECTION AT DESK
SCALE: 1 1/2" = 1'-0"

12

SHEET NOTES

GENERAL NOTES

1. REFER TO A02 SERIES FOR ADDITIONAL POWER & DATA INFO AT RECEPTION DESK.



1800 Solar Drive
Oxnard, CA 93030

1230 Avenue of the Americas
Suite 1500
New York, NY 10020
Telephone: 212.492.1400
Facsimile 212.492.1472


Gensler



Syska Hennessy Group, Inc.
800 Corporate Pointe
Suite 200
Calver City, CA 90230
Telephone: 310.312.0200
Fax: 310.473.7468

Issue	Date & Issue Description	By	Check
01	07/18/12 ISSUED FOR PERMIT	SJ	SJ
02	07/31/12 ISSUED FOR PERMIT/IBID	ES	SJ
03	07/31/12 Issued for Plan Check	ES/MC	SJ
1	08/10/12 ISSUED FOR CONSTRUCTION	ES/MC	SJ
3	10/05/12 REVISED FOR PLAN CHECK COMMENTS	ES/MC	SJ

Seal/Signature



Project Name
VERIZON V.I.P.

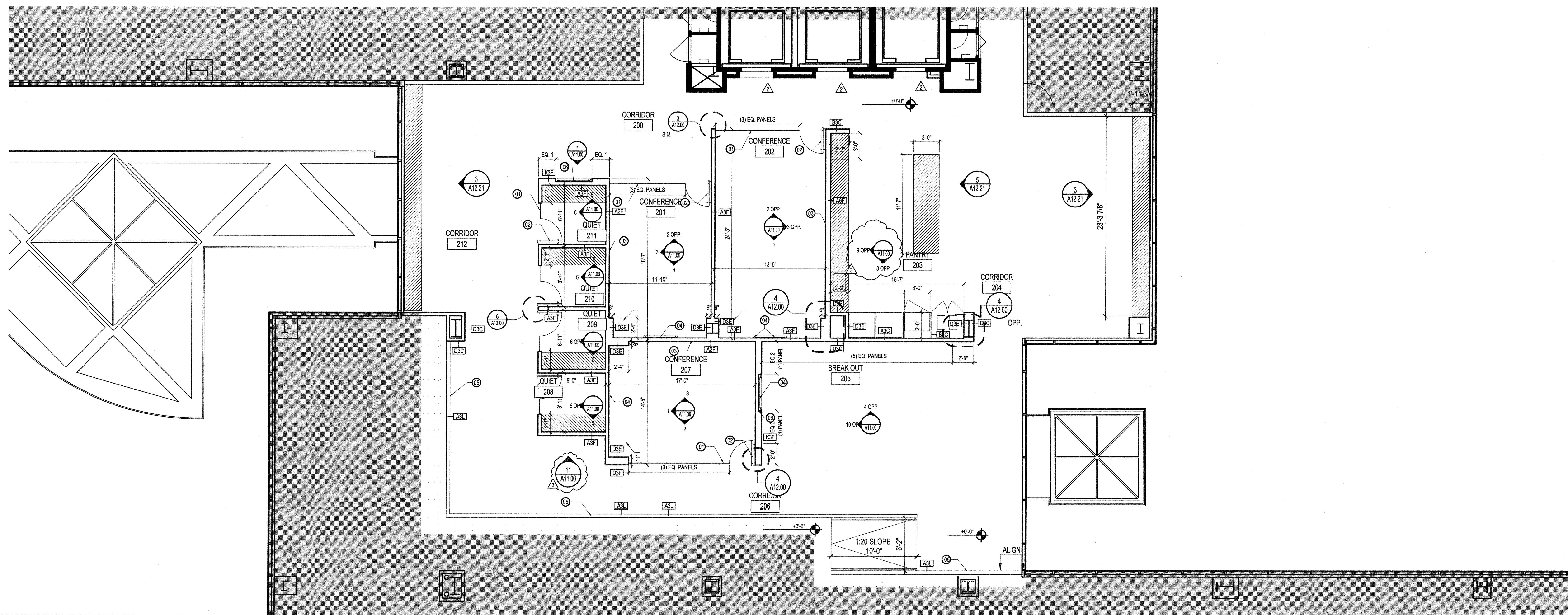
Project Number
06.8740.000
CAD File Name

Description
MEDIUM RECEPTION DESK DETAILS

Scale
AS NOTED

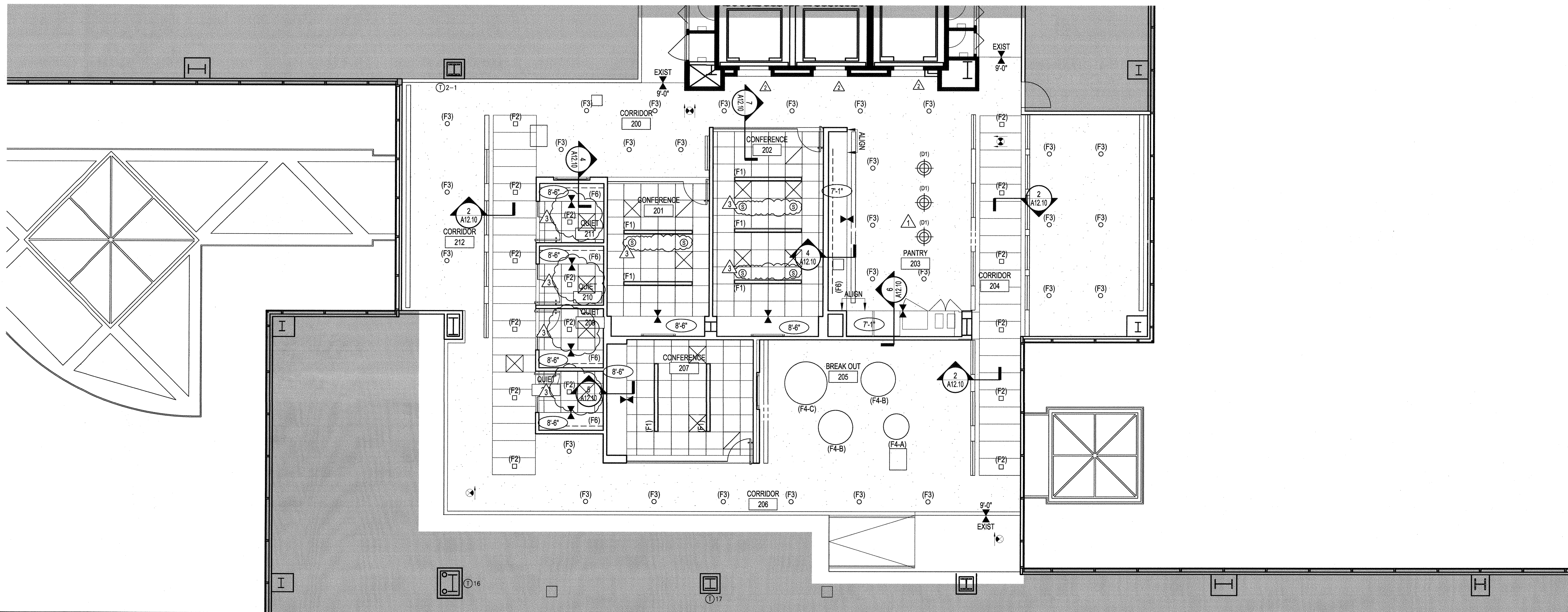
A08.04_SD

©2012 Gensler



CONSTRUCTION PLAN

1



REFLECTED CEILING PLAN

2

SHEET NOTES

- 01 1/2" THICK TEMPERED GLASS, BUTT GLAZED W/ STRUCTURAL SILICONE JOINTS, IN 1" ALUMINUM CHANNEL.
- 02 TEMPERED GLASS DOOR IN ALUMINUM FRAME.
- 03 PROVIDE BLOCKING FOR GLASS MARKERBOARD. SEE ELEVATIONS FOR LOCATION.
- 04 PROVIDE BLOCKING FOR MONITOR. COORDINATE HEIGHT WITH A/V DRAWINGS.
- 05 WALL HEIGHT 3'-6" ABOVE SLAB.
- 06 PROVIDE BLOCKING FOR MONITOR.

LEGEND

- (F1) 8' x 6" RECESSED FLUORESCENT.
- (F2) 4 1/2" SQUARE LED DOWNLIGHT.
- (F3) 4 1/2" ROUND LED DOWNLIGHT.
- (F4-A) 36" ROUND FLUORESCENT.
- (F4-B) 48" ROUND FLUORESCENT.
- (F4-C) 60" ROUND FLUORESCENT.
- (F4-D) 24" ROUND FLUORESCENT.
- (F5) 2' x 4" RECESSED FLUORESCENT.
- (F5A) 6' x 4" RECESSED FLUORESCENT.
- (F5B) 4" CONTINUOUS RUN RECESSED FLUORESCENT. LENGTH VARIES IN WHOLE FEET.
- (F6) 3" MICRO STAGGERED CHANNEL.
- (F7) 1" LED MODULAR TASK LIGHT.
- (F8) LED LINEAR FLEX LIGHT.
- (F9) REMOTE STRIP LIGHT.
- (F10) 6" CONTINUOUS RUN RECESSED FLUORESCENT. LENGTH VARIES IN WHOLE FEET.
- (F11) 4' x 8" VERTICAL RECESSED FLUORESCENT.
- (F12) 24' x 24" RECESSED FLUORESCENT.
- (D1) 19 1/2" DECORATIVE PENDANT LIGHT FIXTURE.
- (D2) 3.7" DECORATIVE PENDANT LIGHT FIXTURE.

GENERAL NOTES

- 1. REFER TO PROJECT MANUAL FOR LIGHTING SCHEDULE.



1800 Solar Drive
Oxnard, CA 93030

Gensler




1230 Avenue of the Americas
Suite 1500
New York, NY 10020
Telephone: 212.492.1400
Facsimile 212.492.1472

Syska Hennessy Group, Inc.
800 Corporate Pointe
Suite 200
Calverley City, CA 90230
Telephone: 310.312.0200
Fax: 310.473.7468

Issue	Date & Issue Description	By	Check
01	06/22/12	SJ	SJ
PROGRESS SET			
02	07/31/12	ESMC	SJ
Issued for Plan Check			
1	08/10/12	ESMC	SJ
ISSUED FOR CONSTRUCTION			
3	10/05/12	ESMC	SJ
REVISED FOR PLAN CHECK COMMENTS			

Seal/Signature



Project Name
VERIZON V.I.P.

Project Number
06.8740.000
CAD File Name

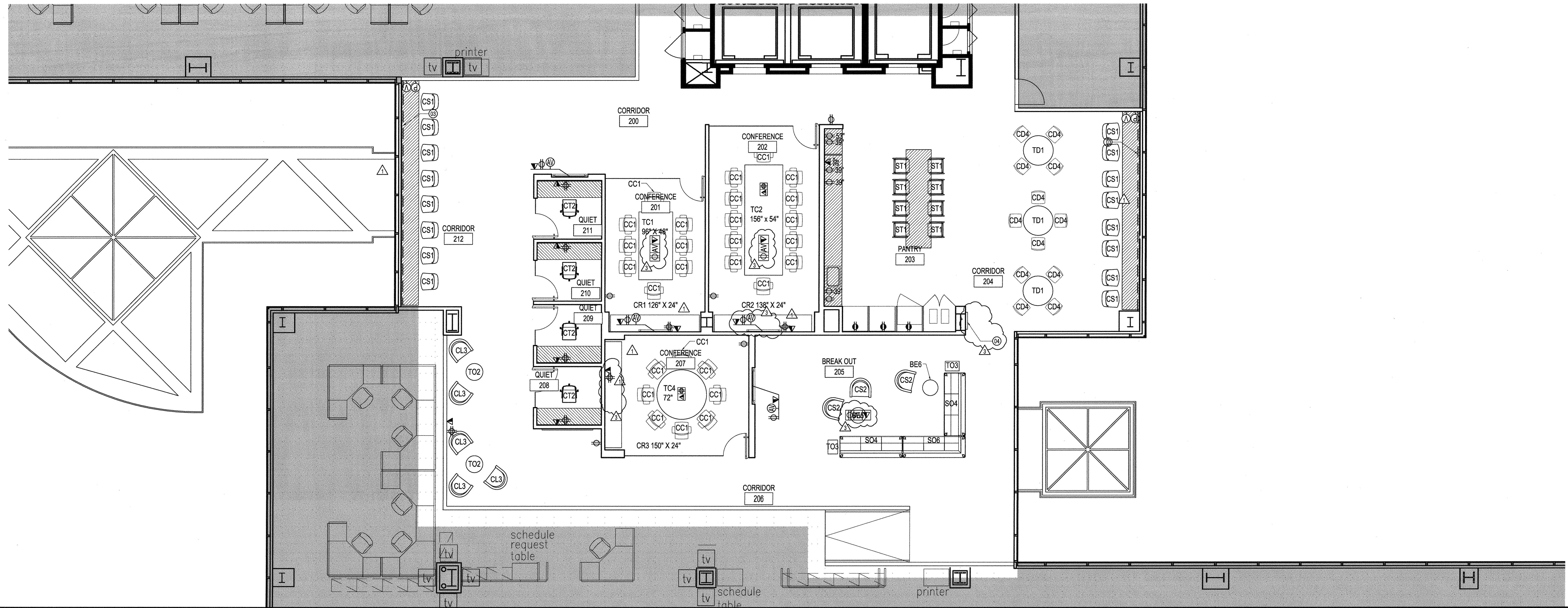
Description
ENLARGED PLANS

Scale
3/16" = 1'-0"

A08.40_SD

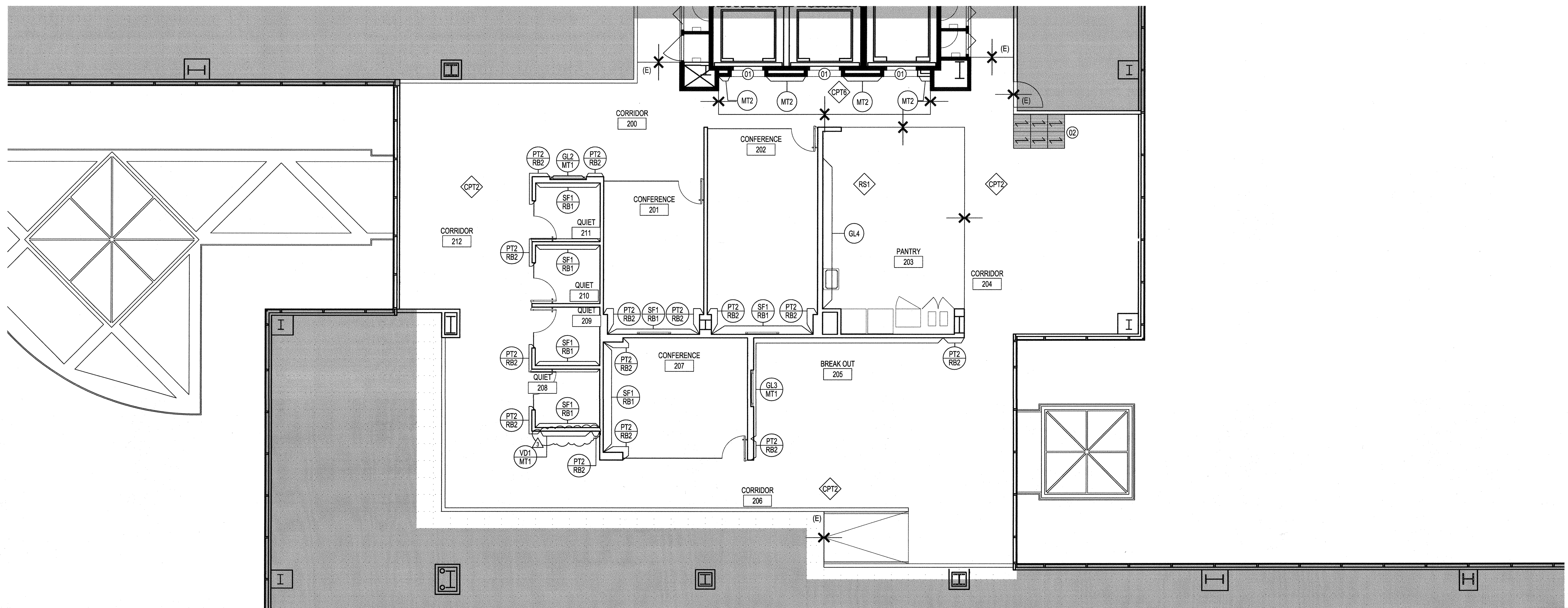


©2012 Gensler



FURNITURE AND POWER PLAN

1



FINISH PLAN

2

SHEET NOTES

- 01 EXISTING STAINLESS STEEL ELEVATOR DOORS AND FRAMES TO REMAIN. CLEAN AND POLISH.
- 02 CARPET TO BE INSTALLED WITH MONOLITHIC LAYOUT WITH PATTERN DIRECTION AS SHOWN.
- 03 PLUGMOLD WITH POWER AND DATA OUTLETS @ 6'-0" O.C.
- 04 NEW WALL MOUNTED GLASS DISPLAY CASE BY PETER PEPPER 24"W x 36"H ANODIZED ALUMINUM FRAME. TACKABLE SURFACE TO BE STANDARD FORBO 2202.



1800 Solar Drive
Oxnard, CA 93030

Gensler



1230 Avenue of the Americas
Suite 1500
New York, NY 10020
Telephone: 212.492.1400
Facsimile 212.492.1472


Syska Hennessy Group, Inc.
800 Corporate Pointe
Suite 200
Culver City, CA 90230
Telephone: 310.312.0200
Fax: 310.473.7468

Issue	Date & Issue Description	By	Check
01	06/22/12	SJ	SJ
PROGRESS SET			
02	07/31/12	ES/MC	SJ
Issued for Plan Check			
1	08/10/12	ES/MC	SJ
ISSUED FOR CONSTRUCTION			
04	09/04/12	SLR	SJ
ISSUED FOR FURN PRICING			
2	09/12/12	ES/MC	SJ
BULLETIN #1			
3	10/05/12	ES/MC	SJ
REVISED FOR PLAN CHECK COMMENTS			

GENERAL NOTES

1. ALL UNTAGGED WALLS TO RECEIVE PT1 PAINT AND RB1 BASE.
2. ALL GLASS WALLS AND DOORS TO BE GL1 WITH GF1 FILM APPLIED AS INDICATED IN ELEVATION.
3. ALL CONFERENCE TABLES TO HAVE POWER/DATA/AV BOX AT TABLE LEVEL. PROVIDE POKE THRU AT FLOOR SLAB. SEE ELECTRICAL DRAWINGS FOR FURTHER INFORMATION.
4. FURNITURE VENDOR TO PROVIDE QUANTITY OF FURNITURE NOTED/TAGGED.
5. ALL NEW FURNITURE IS PROVIDED AND INSTALLED BY FURNITURE VENDOR.
6. REFER TO AV PACKAGE FOR ALL AV EQUIPMENT INFORMATION WHERE APPLICABLE.
7. VERIFY FURNITURE DIMENSIONS FOR LAYOUT INFIELD.
8. SEE FURNITURE SPECIFICATION DOCUMENT FOR ALL NEW FURNITURE NOTED/TAGGED.

Seal/Signature



Project Name
VERIZON V.I.P.

Project Number
06.8740.000
CAD File Name

Description
ENLARGED PLANS

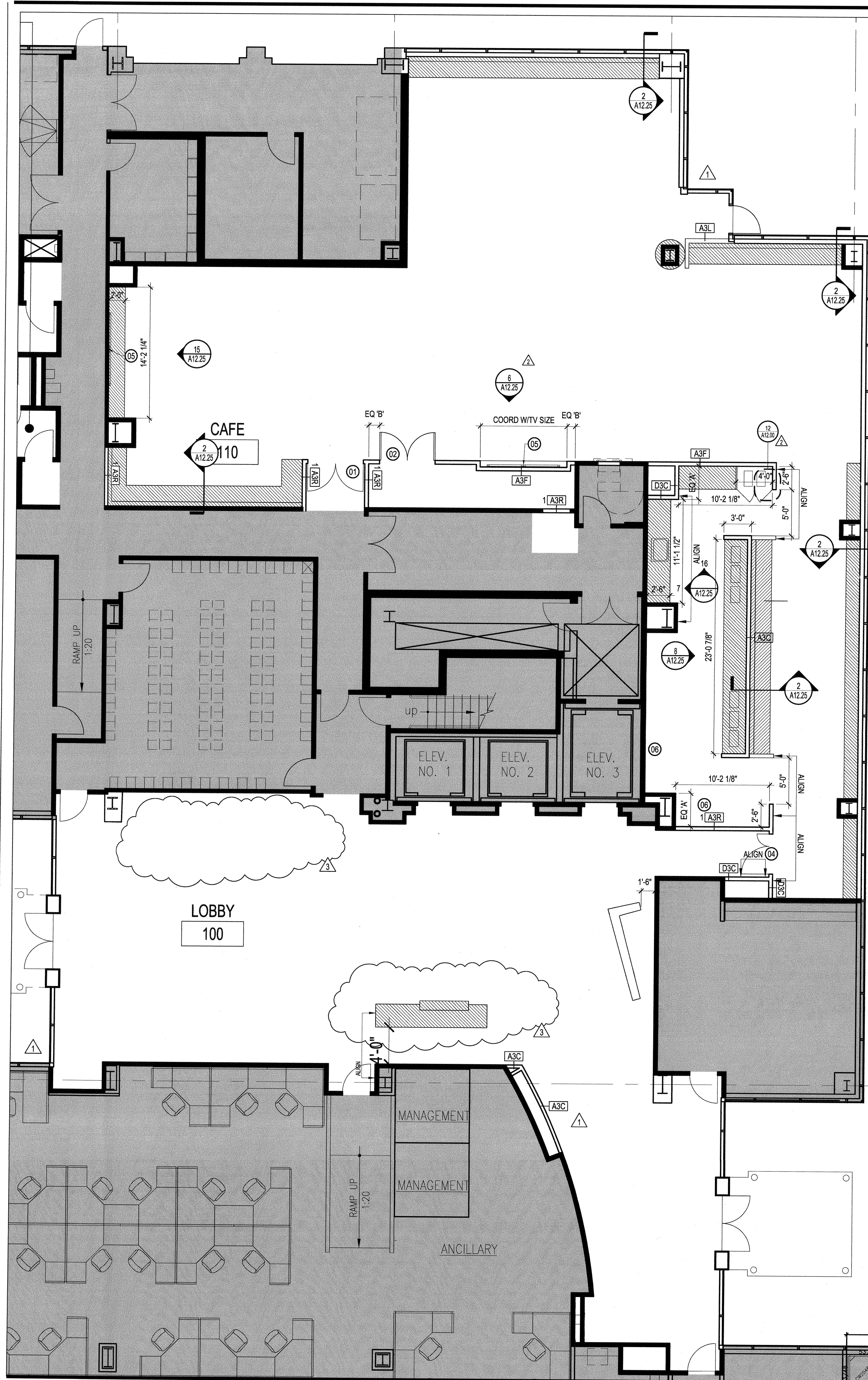
Scale
3/16" = 1'-0"

A08.41_SD

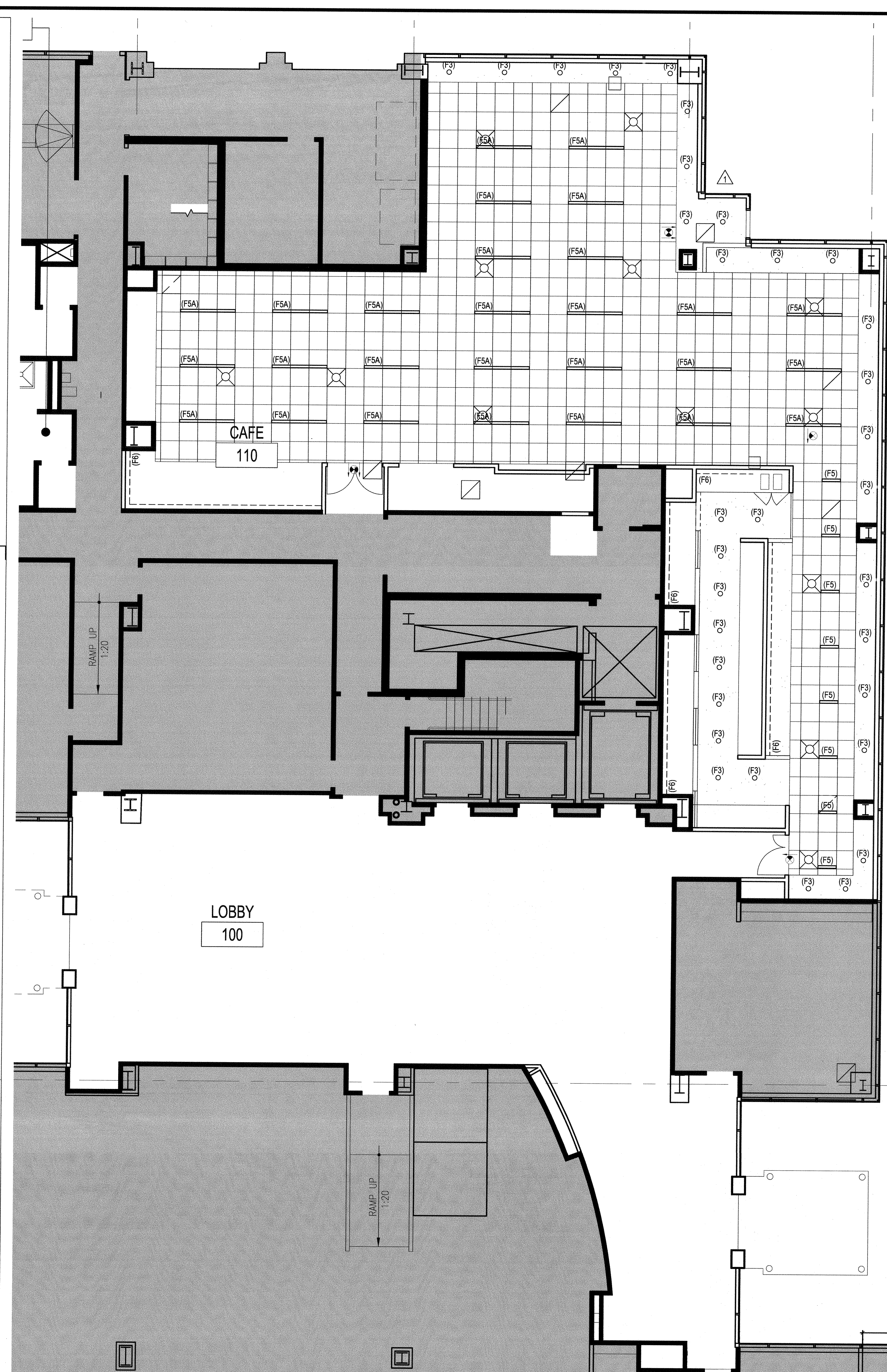
©2012 Gensler



F:\06\1000\BUSINESS\BUSINESS\A08.41_SD\06_12_2012_3.38PM.dwg



CONSTRUCTION PLAN



REFLECTED CEILING PLAN

SHEET NOTES

- (01) NEW 45 MIN. FIRE RATED HOLLOW METAL DOOR AND FRAME, 6'-0" x 7'-0" ON HOLD-OPENS TIED TO BUILDING FIRE ALARM SYSTEM. HARDWARE: HINGES, SURFACE MOUNTED RIM EXIT DEVICE, COORDINATED CLOSER, ASTRAGAL, PASSAGE FUNCTION LOCKSET.
- (02) NEW WOOD DOOR AND HOLLOW METAL FRAME, PAINTED, 6'-0" x 7'-0". HARDWARE: HINGES, OVERHEAD CLOSER, STOREROOM FUNCTION LOCKSET, FLUSH-BOLT, OVERHEAD STOP.
- (03) NOT USED.
- (04) NEW DOOR, 5'-0" x 7'-0". (1) 3'-0" WIDE PANEL (1) 2'-0" WIDE PANEL. NEW 45 MIN. HOLLOW METAL DOOR & FRAME. HARDWARE: HINGES, SURFACE MOUNTED EXIT RIM DEVICE ACTIVE LEAF, FLUSH BOLT, PASSAGE FUNCTION LOCKSET, OVERHEAD CLOSER, FLOOR STOP.
- (05) PROVIDE BLOCKING FOR MONITOR. COORDINATE HEIGHT WITH AV DRAWINGS.
- (06) AVENUE C FOOD SERVICE EQUIPMENT. SEE FOOD SERVICE CONSULTANT DRAWINGS.

LEGEND

- (F1) 8' X 6' RECESSED FLUORESCENT.
- (F2) 4 1/2" SQUARE LED DOWNLIGHT.
- (F3) 4 1/2" ROUND LED DOWNLIGHT.
- (F4-A) 36" ROUND FLOURESCENT.
- (F4-B) 48" ROUND FLUORESCENT.
- (F4-C) 60" ROUND FLUORESCENT.
- (F4-D) 24" ROUND FLUORESCENT.
- (F5) 2' X 4" RECESSED FLUORESCENT.
- (F5A) 6' X 4" RECESSED FLUORESCENT.
- (F5B) 4" CONTINUOUS RUN RECESSED FLUORESCENT. LENTH VARIES IN WHOLE FEET.
- (F6) 3" MICRO STAGGERED CHANNEL.
- (F7) 1" LED MODULAR TASK LIGHT.
- (F8) LED LINEAR FLEX LIGHT.
- (F9) REMOTE STRIP LIGHT.
- (F10) 6" CONTINUOUS RUN RECESSED FLUORESCENT. LENTH VARIES IN WHOLE FEET.
- (F11) 4' x 8' VERTICAL RECESSED FLUORESCENT.
- (F12) 24" x 24" RECESSED FLUORESCENT.
- (D1) 19 1/2" DECORATIVE PENDANT LIGHT FIXTURE.
- (D2) 3.7" DECORATIVE PENDANT LIGHT FIXTURE.

GENERAL NOTES

1. REFER TO PROJECT MANUAL FOR LIGHTING SCHEDULE.
2. NEW CEILING HEIGHT TO MATCH EXISTING CEILING HEIGHT.



1800 Solar Drive
Oxnard, CA 93030

1230 Avenue of the Americas
Suite 1500
New York, NY 10020
Telephone: 212.492.1400
Facsimile: 212.492.1472


Gensler



Syska Hennessy Group, Inc.
800 Corporate Pointe
Suite 200
Culver City, CA 90230
Telephone: 310.312.0200
Fax: 310.473.7468

Issue	Date & Issue Description	By	Check
01	07/31/12 ISSUED FOR PERMIT/BID	ES	SJ
1	08/10/12 ISSUED FOR CONSTRUCTION	ES/MC	SJ
2	08/12/12 BULLETIN #1	ES/MC	SJ
3	10/05/12 REVISED FOR PLAN CHECK COMMENTS	ES/MC	SJ

Seal/Signature




Project Name
VERIZON V.I.P.

Project Number
06.8740.000
CAD File Name

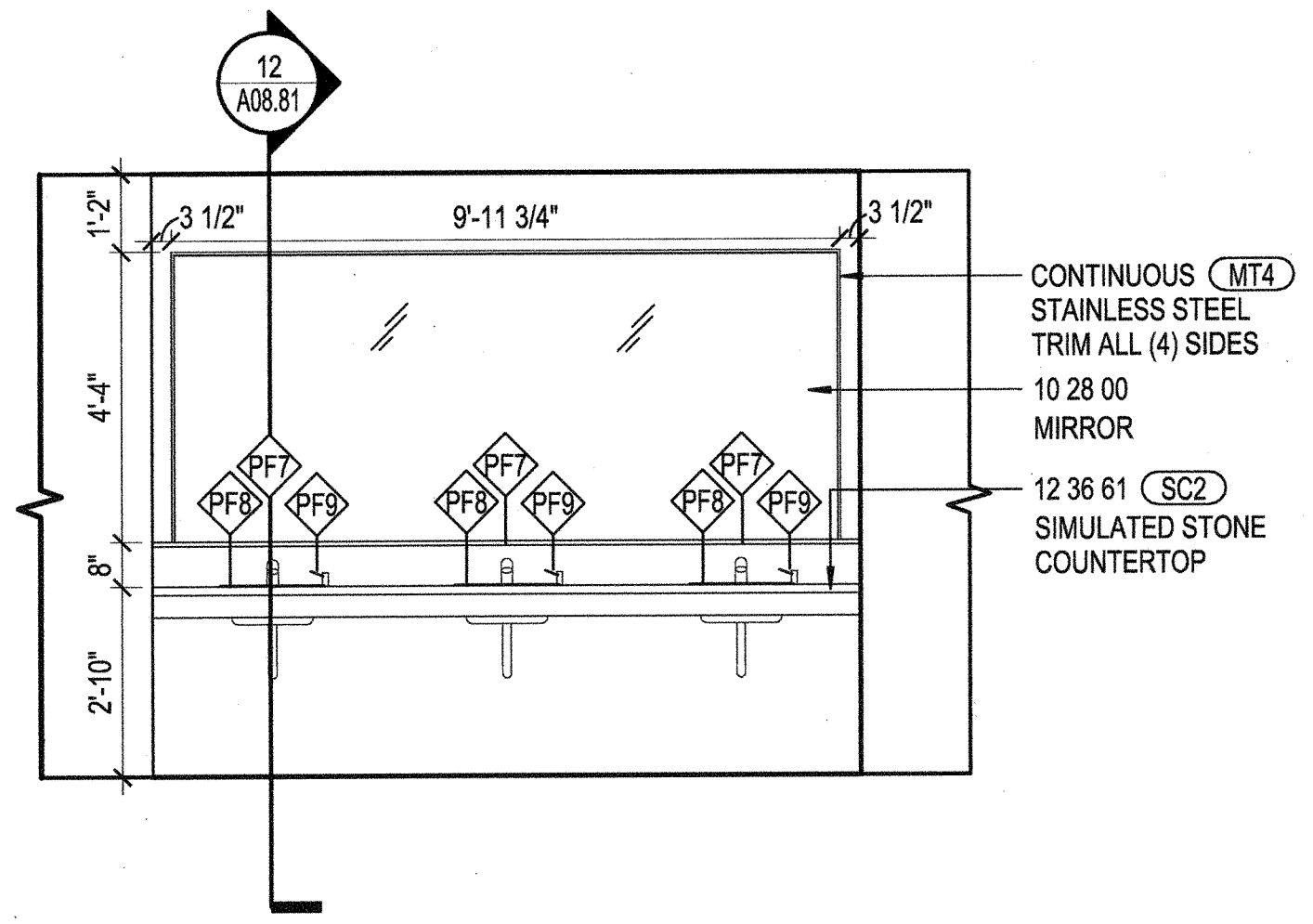
Description
CAFETERIA ENLARGED PLANS

Scale
3/16" = 1'-0"

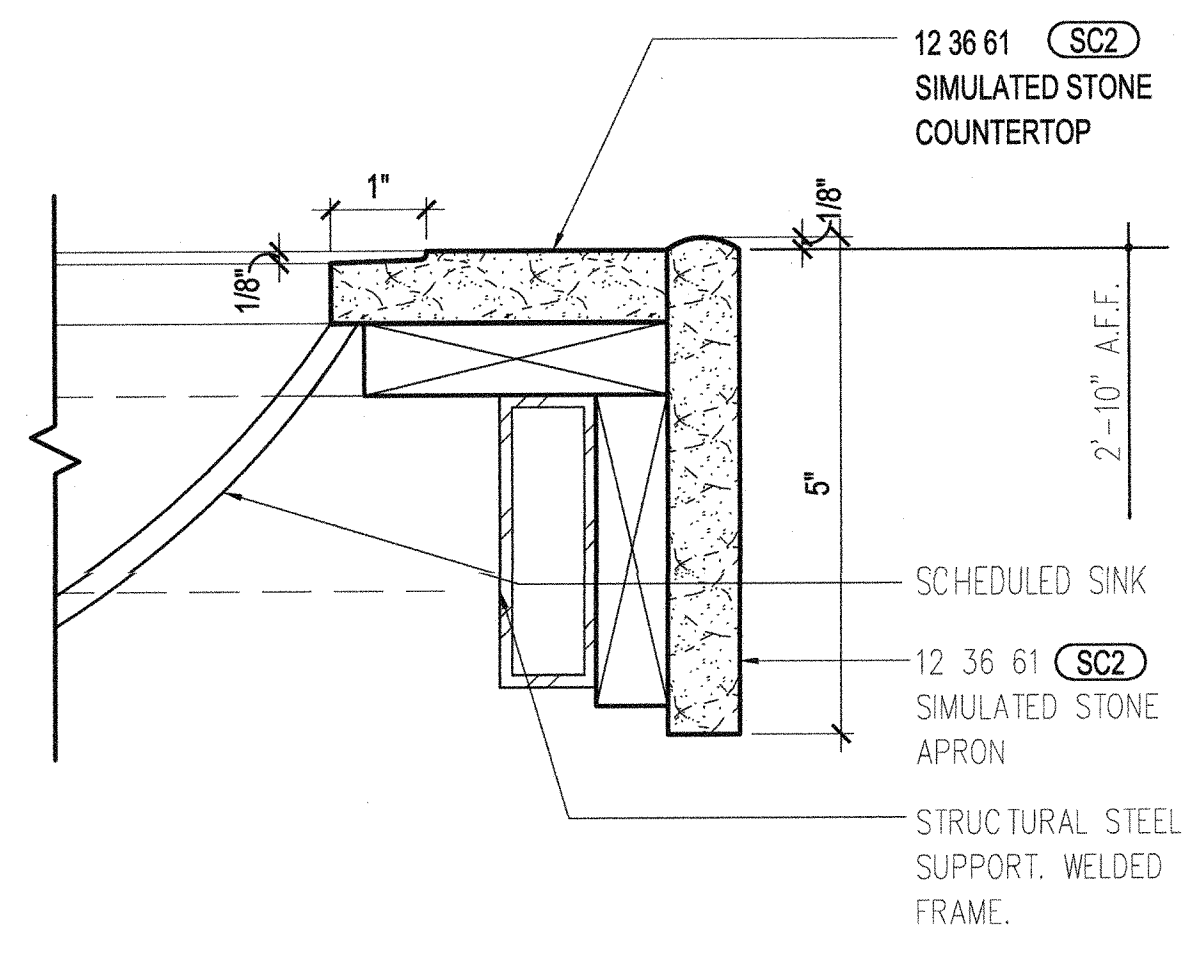
A08.77_SD



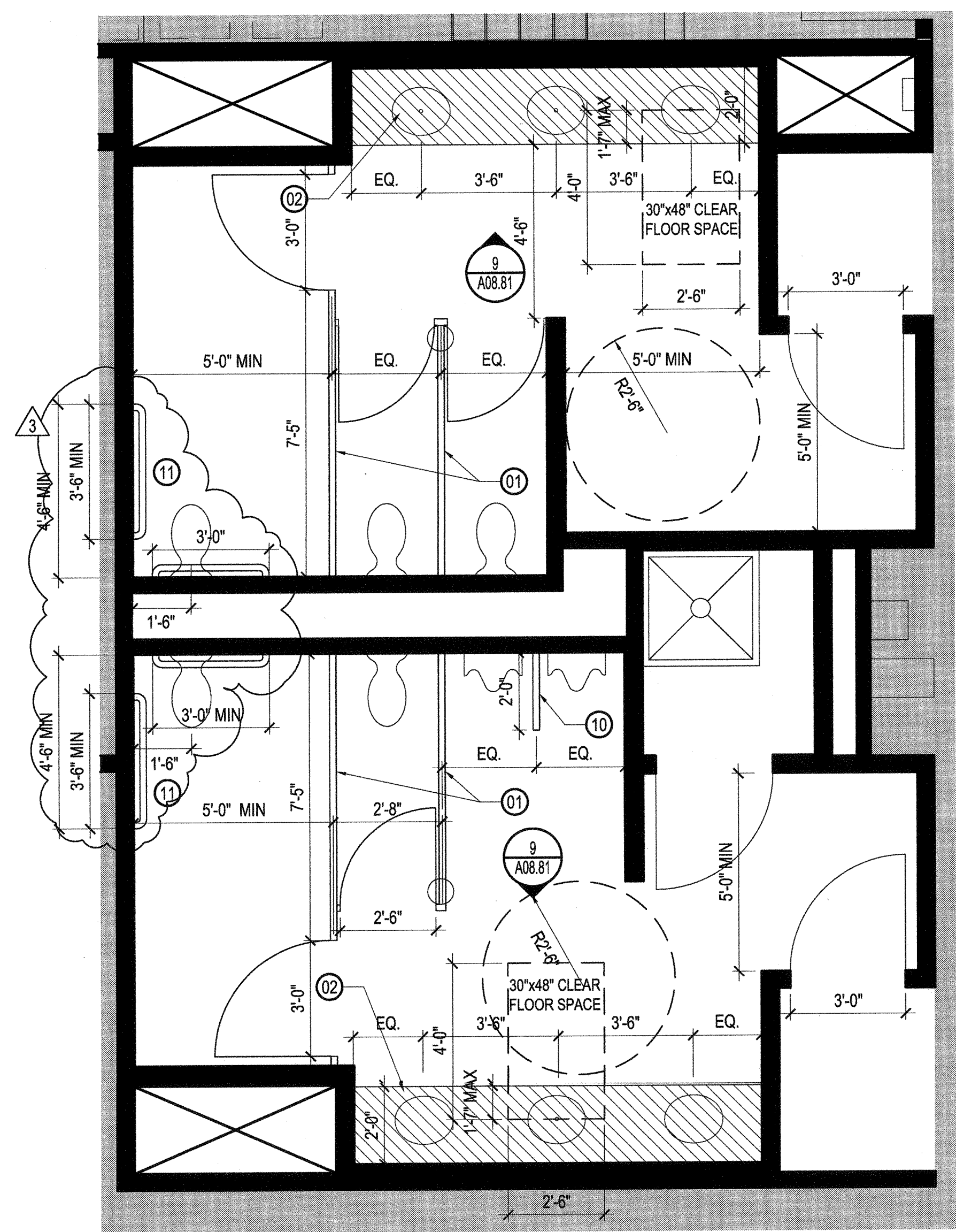
©2012 Gensler



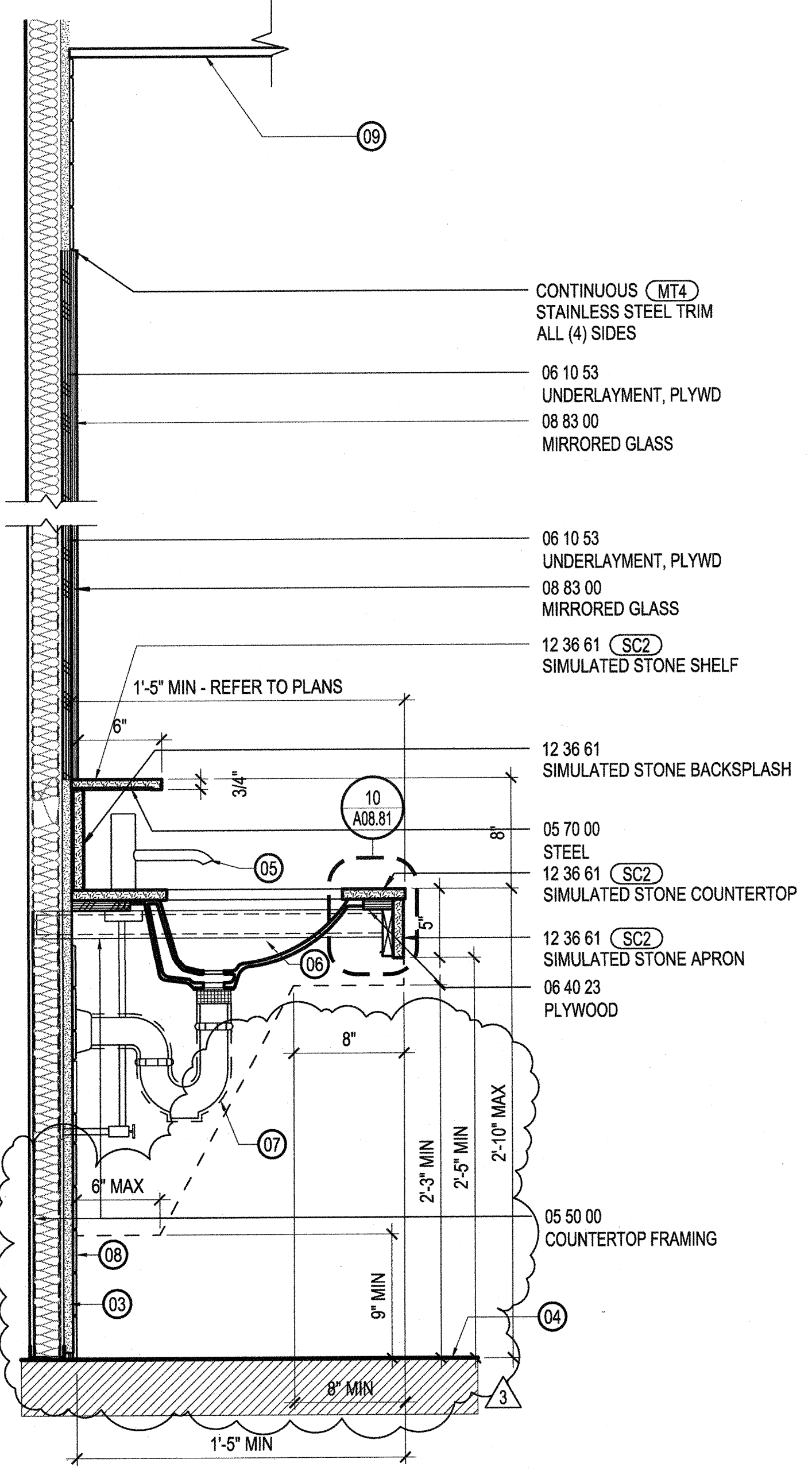
TYPICAL RESTROOM ELEVATION 9
SCALE: 3/8" = 1'-0"



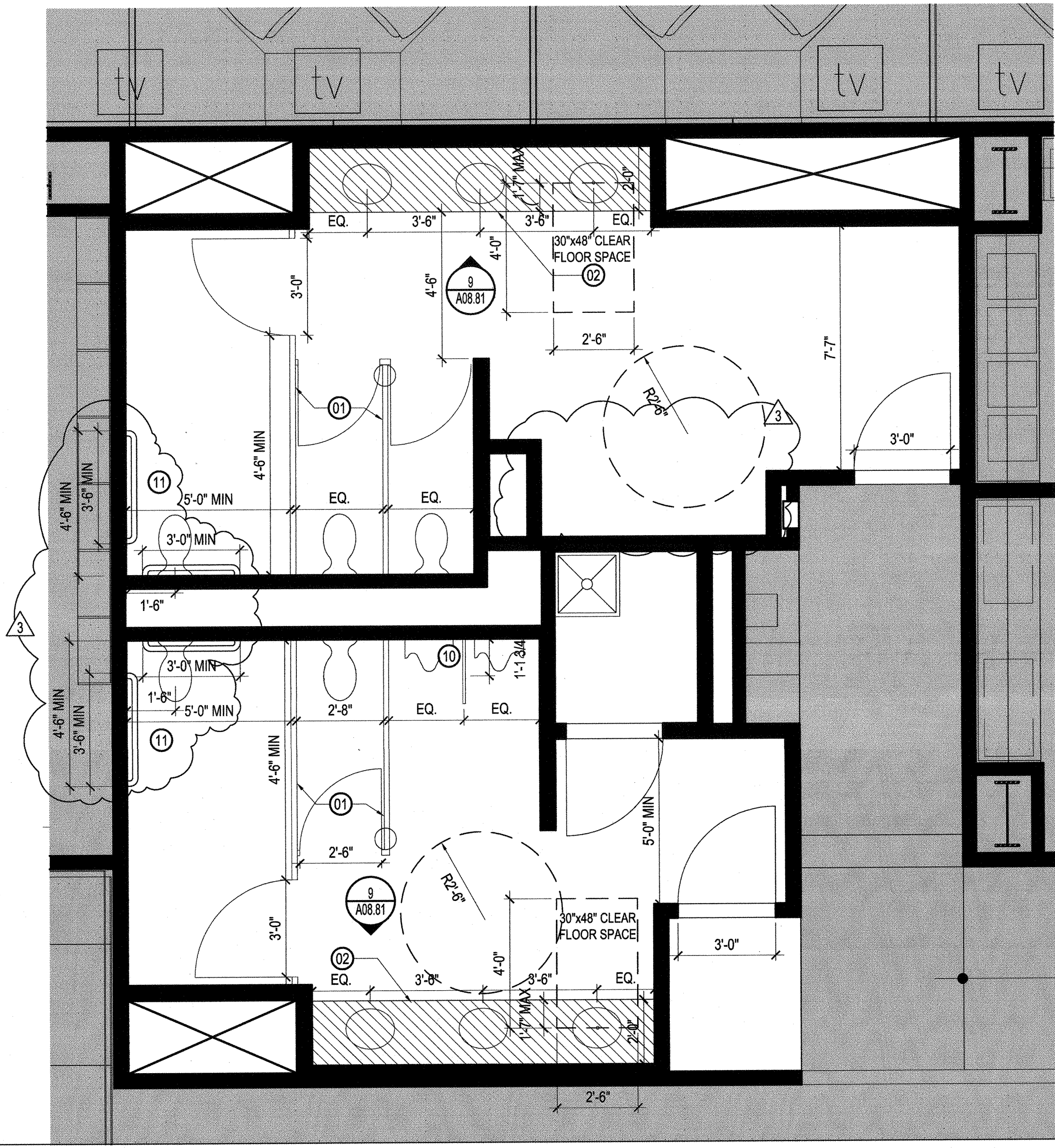
LAVATORY COUNTER EDGE DETAIL 10
SCALE: 6" = 1'-0"



TYPICAL GROUND FLOOR RESTROOM PLAN 2
SCALE: 3/8" = 1'-0"



LAVATORY COUNTER/MIRROR 12
SCALE: 1 1/2" = 1'-0"



TYPICAL SECOND AND THIRD FLOOR RESTROOM PLAN 4
SCALE: 3/8" = 1'-0"

SHEET NOTES

- 01 REMOVE AND REPLACE EXISTING PARTITIONS. SEE INTERIOR SPECIALTIES SCHEDULE FOR SPECIFICATION/FINISH.
- 02 REMOVE AND REPLACE EXISTING COUNTER, SINK & FAUCET.
- 03 SCHEDULED OR EXISTING PARTITION; REFER TO CONSTRUCTION PLAN FOR ADDITIONAL INFORMATION.
- 04 SCHEDULED OR EXISTING FINISH FLOOR; REFER TO FINISH PLAN.
- 05 SCHEDULED FAUCET SET; REFER TO ELEVATIONS AND PLUMBING SCHEDULE.
- 06 SCHEDULED SINK; REFER TO ELEVATIONS AND PLUMBING SCHEDULE.
- 07 PIPE INSULATION; REFER TO ENGINEERING DRAWINGS FOR SPECIFICATION.
- 08 EXISTING CERAMIC TILE.
- 09 EXISTING SUSPENDED CEILING.
- 10 NEW 42" HIGH URINAL SCREEN.
- 11 NEW GRAB BARS 2'-9" AFF.

GENERAL NOTES

- 1. PATCH AND REPAIR WALL AND FLOOR TILE AS REQUIRED AFTER REMOVAL OF PARTITIONS AND COUNTER.
- 2. EXISTING CEILING AND LIGHT FIXTURES TO REMAIN. PATCH AS REQUIRED ANY DAMAGE DUE TO DEMOLITIONS.
- 3. EXISTING TOILET AND URINAL FIXTURES TO REMAIN.



1800 Solar Drive
Oxnard, CA 93030

Gensler

1230 Avenue of the Americas
Suite 1500
New York, NY 10020
Telephone: 212.492.1400
Facsimile 212.492.1472

Syska Hennessy Group
A member company of SH Group, Inc.

Syska Hennessy Group, Inc.
800 Corporate Pointe
Suite 200
Culver City, CA 90230
Telephone: 310.312.0200
Fax: 310.473.7468

Issue	Date & Issue Description	By	Check
01	07/31/12	ESMC	SJ
Issued for Plan Check			
1	08/10/12	ESMC	SJ
ISSUED FOR CONSTRUCTION			
3	10/05/12	ESMC	SJ
REVISED FOR PLAN CHECK COMMENTS			

Seal/Signature



Project Name
VERIZON V.I.P.

Project Number
06.8740.000
CAD File Name

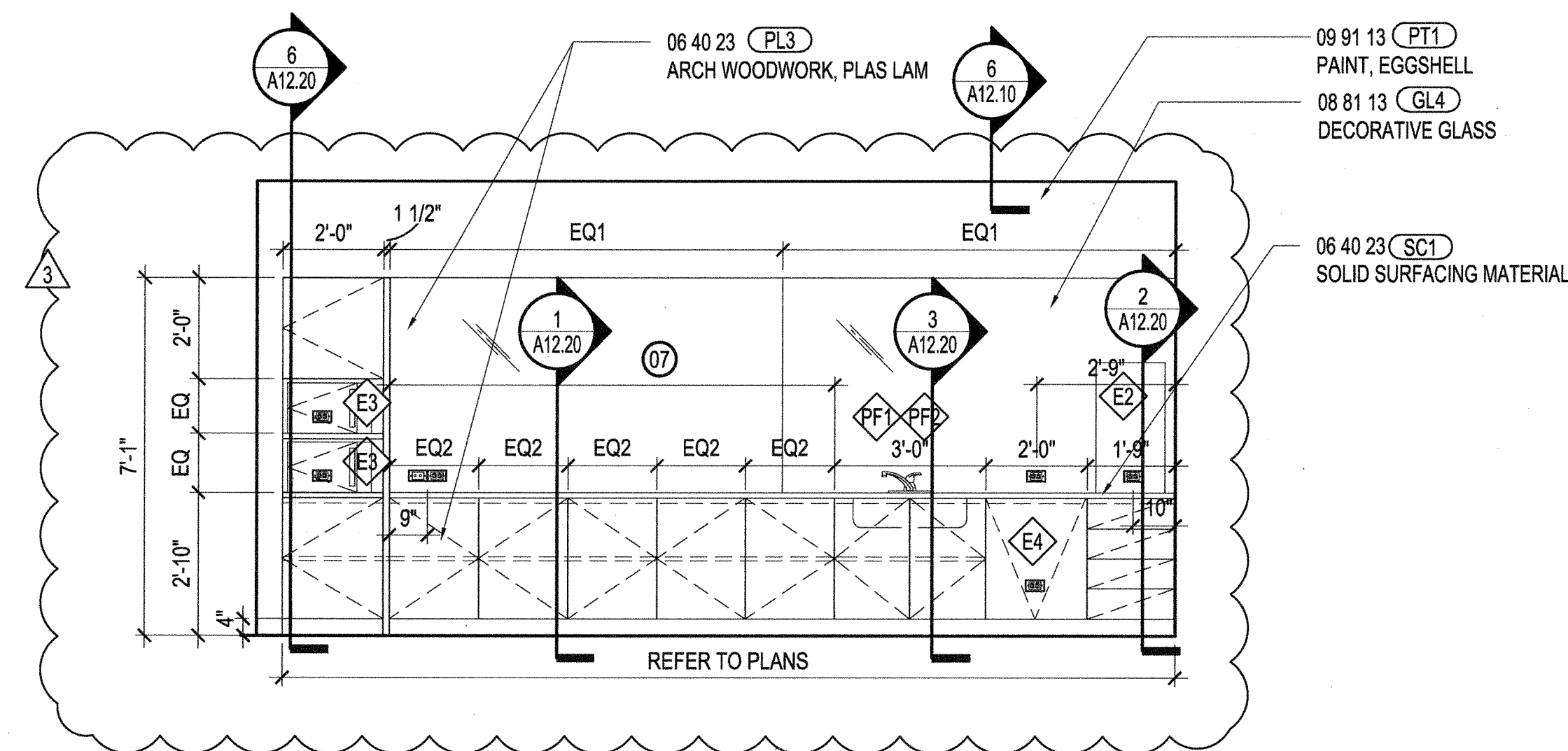
Description
TYPICAL RESTROOM DETAILS

Scale

A08.81_SD

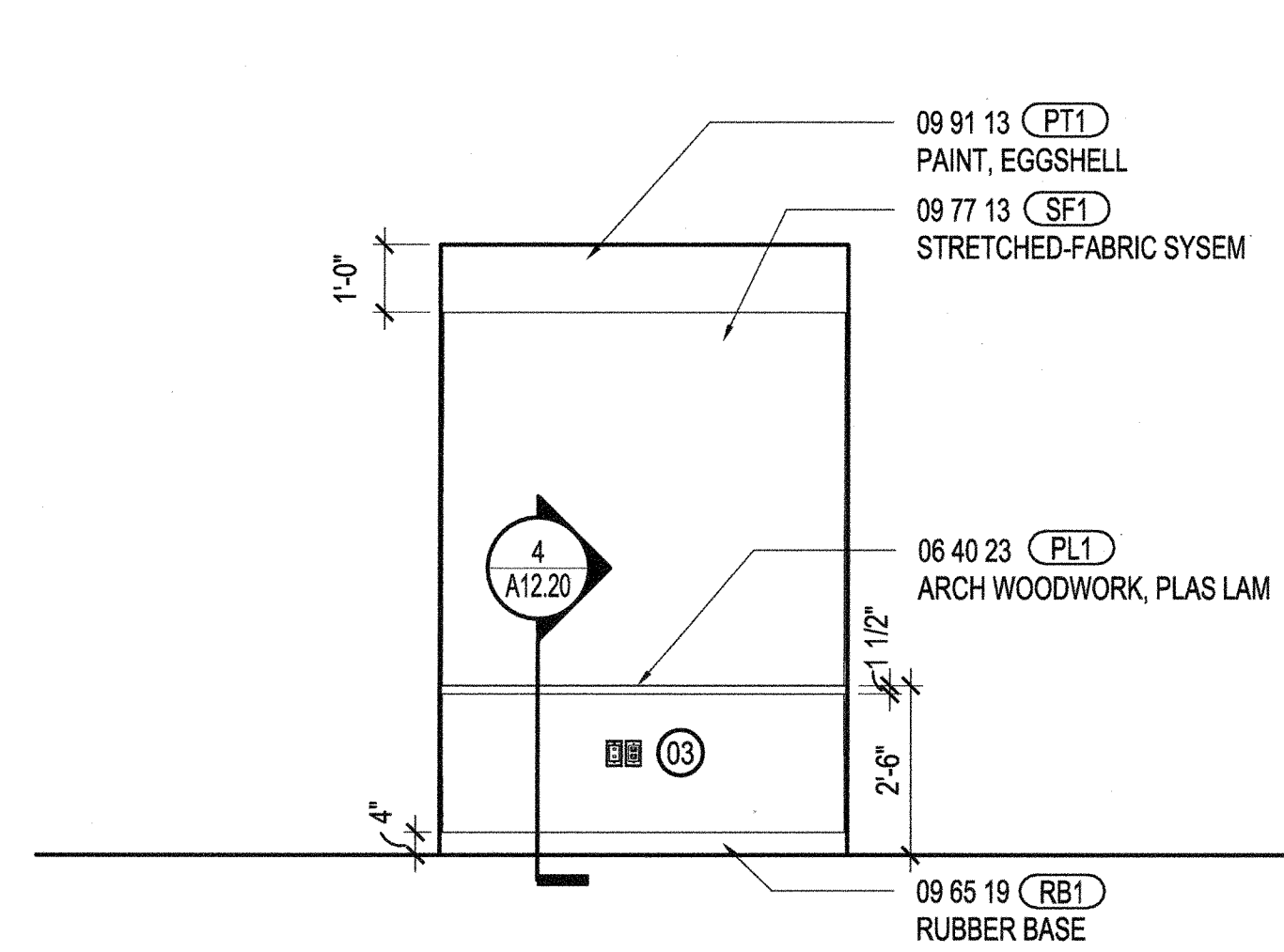


©2012 Gensler

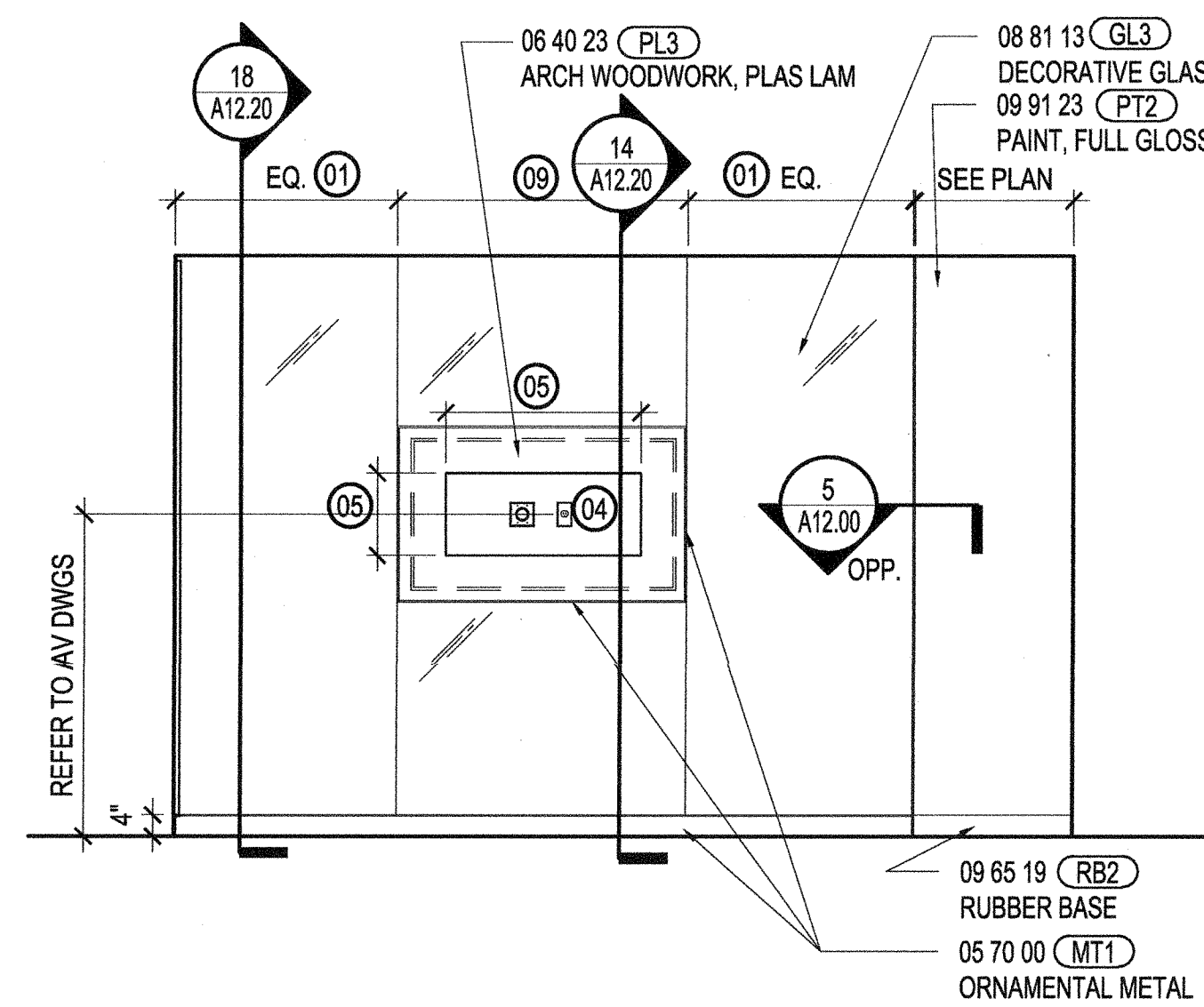
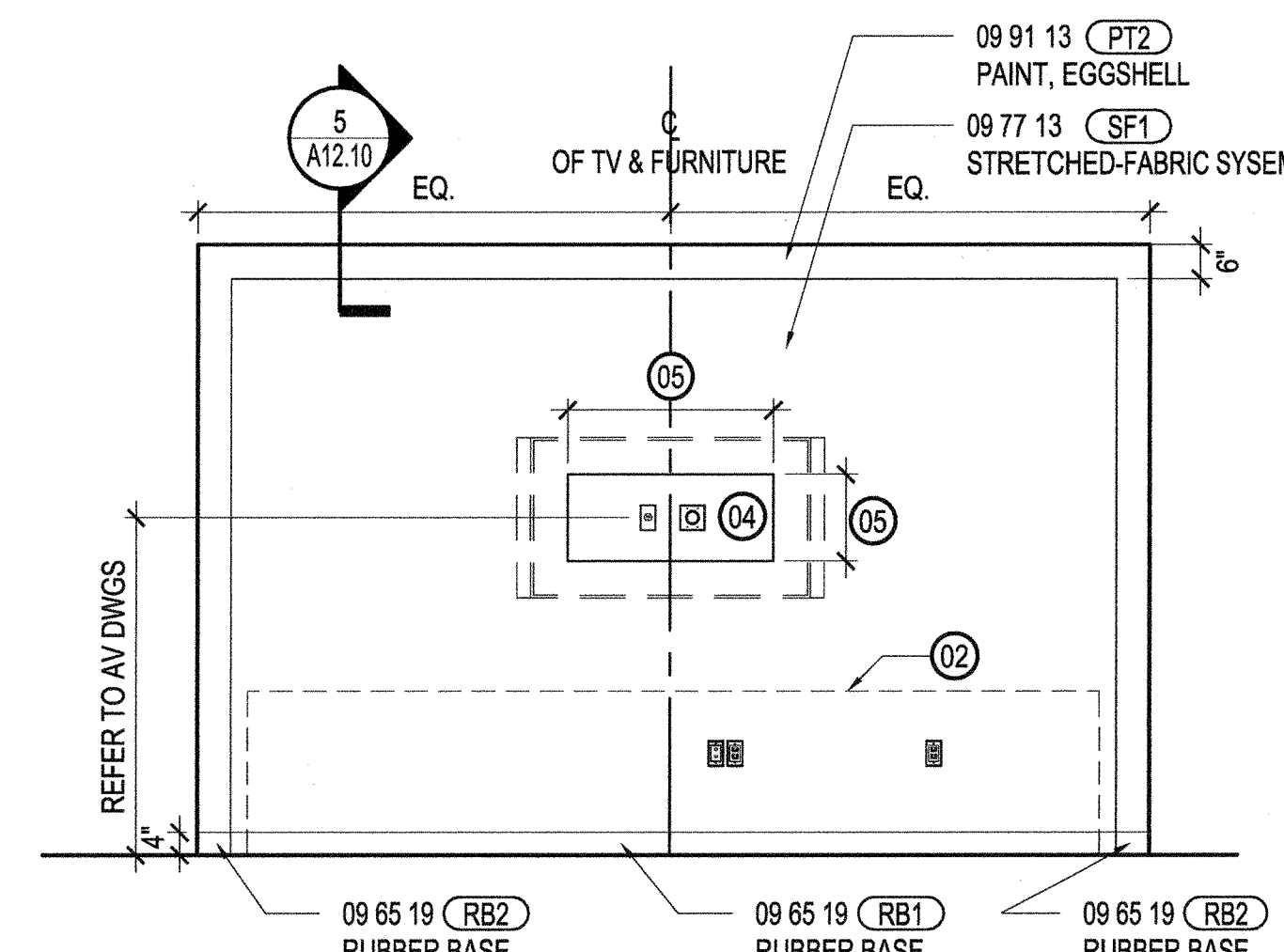


PANTRY ELEVATION
SCALE: 3/8" = 1'-0"

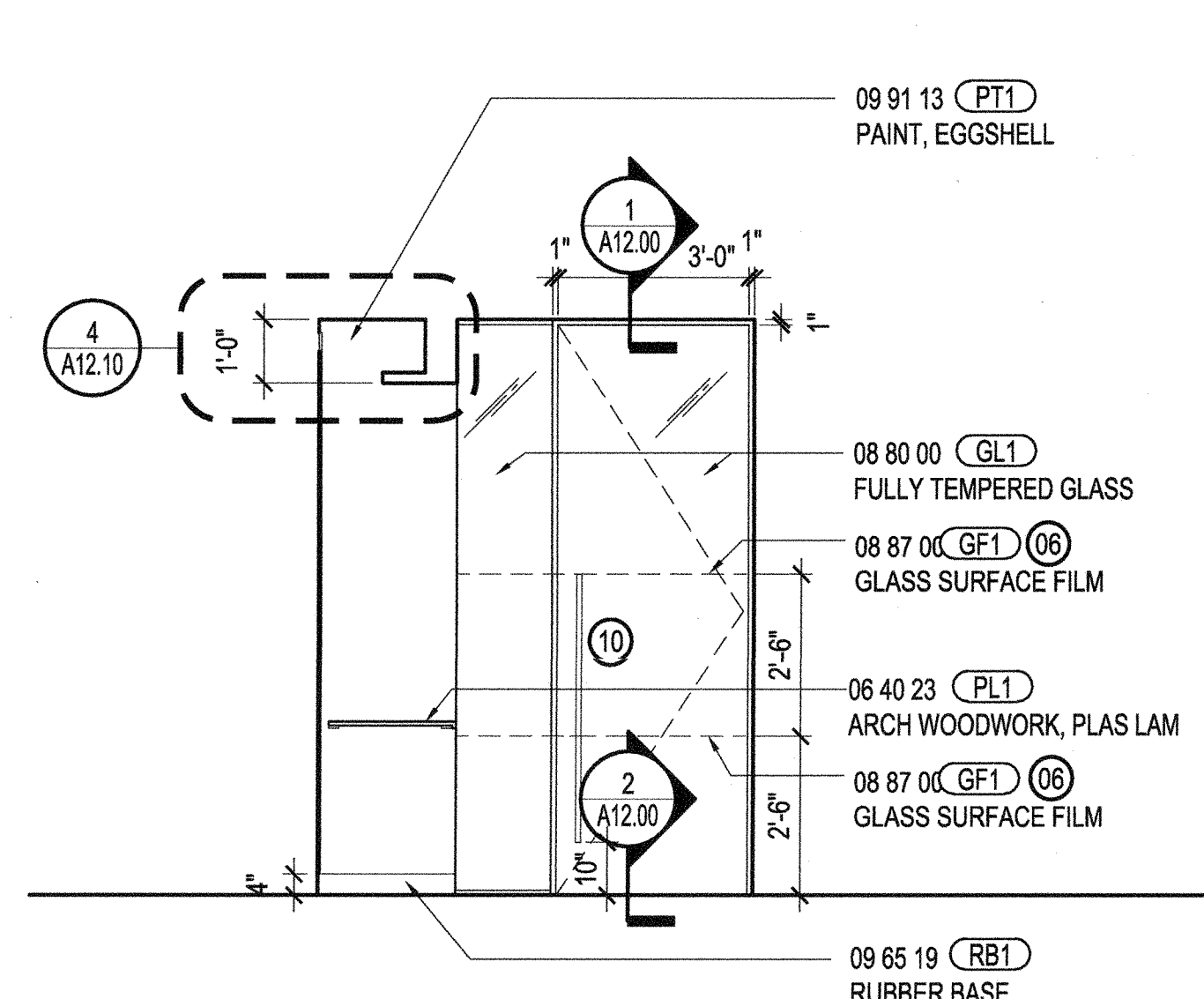
9 QUIET RM. ELEVATION
SCALE: 3/8" = 1'-0"



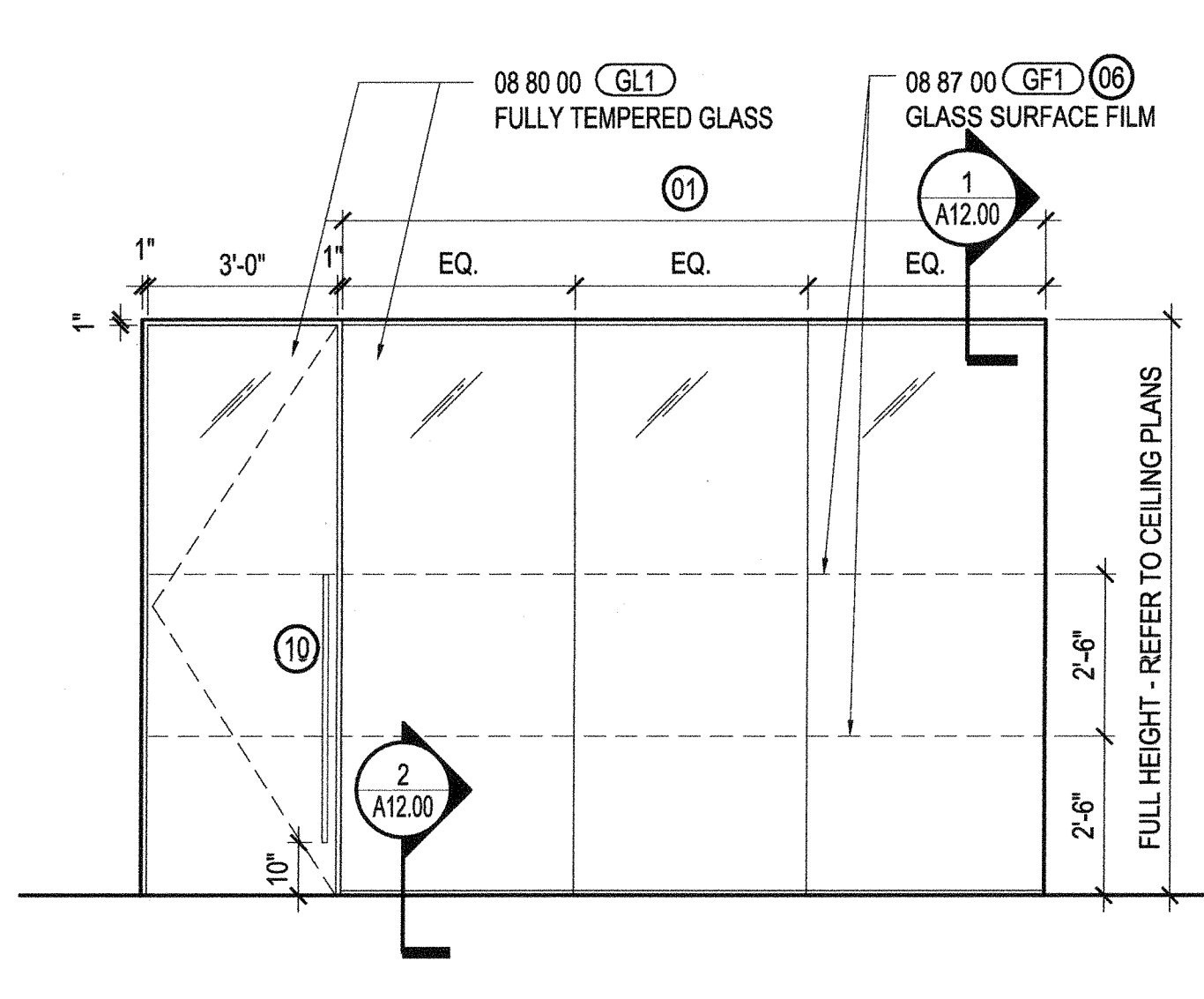
5 TYP. CONF. CREDENZA WALL ELEV.
SCALE: 3/8" = 1'-0"



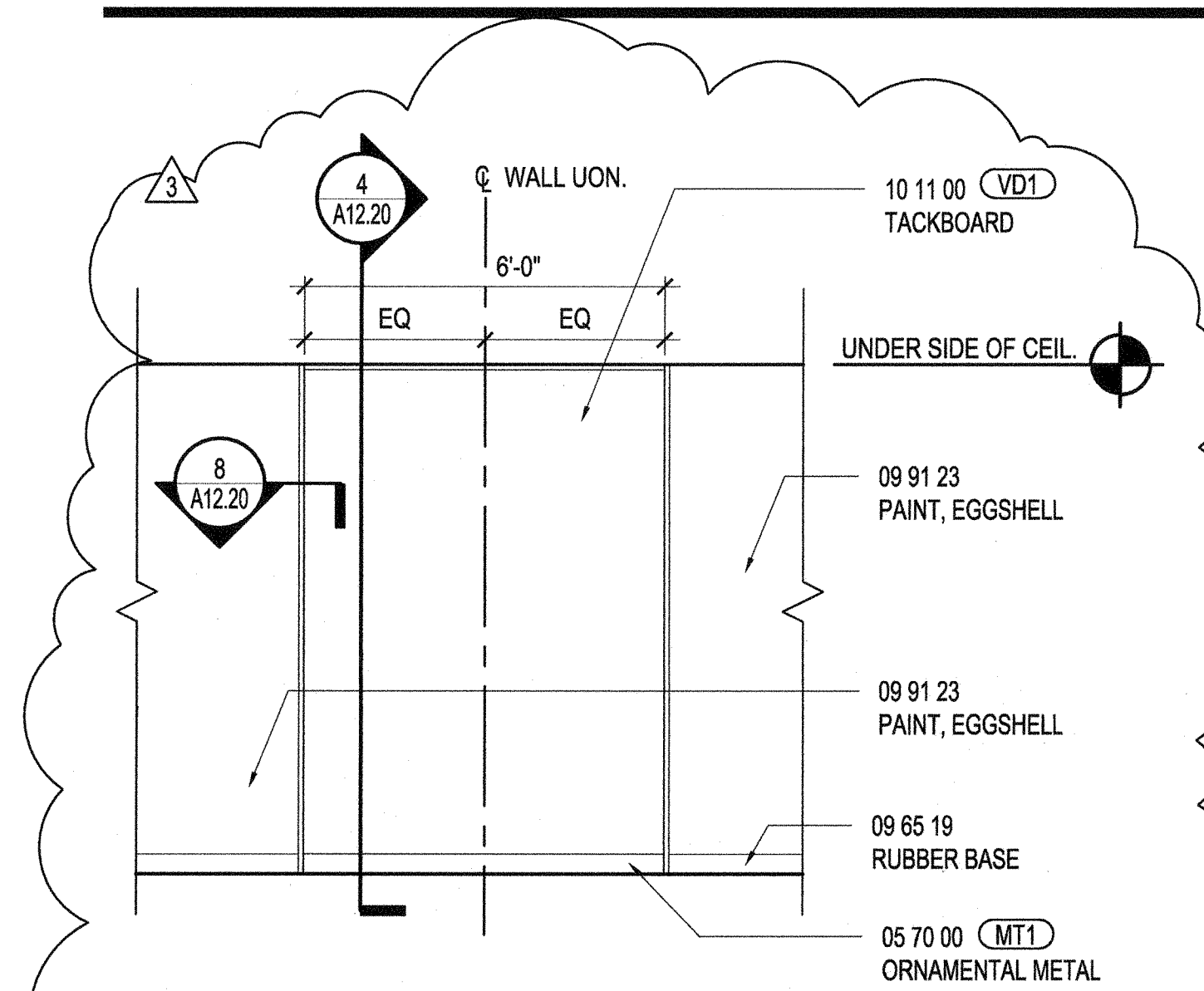
10 TYP. BREAK RM MONITOR ELEV.
SCALE: 3/8" = 1'-0"



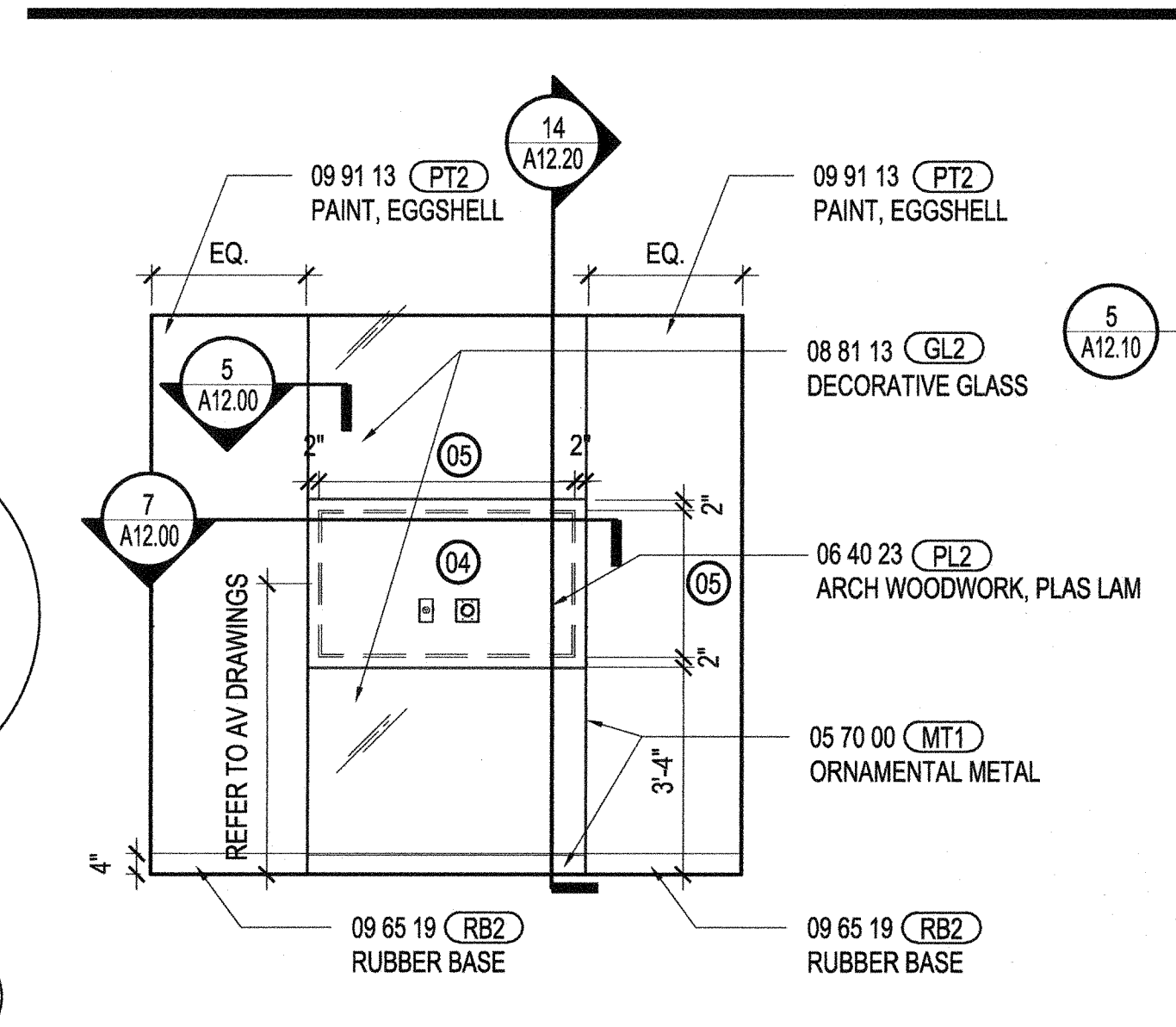
6 QUIET RM. ELEVATION
SCALE: 3/8" = 1'-0"



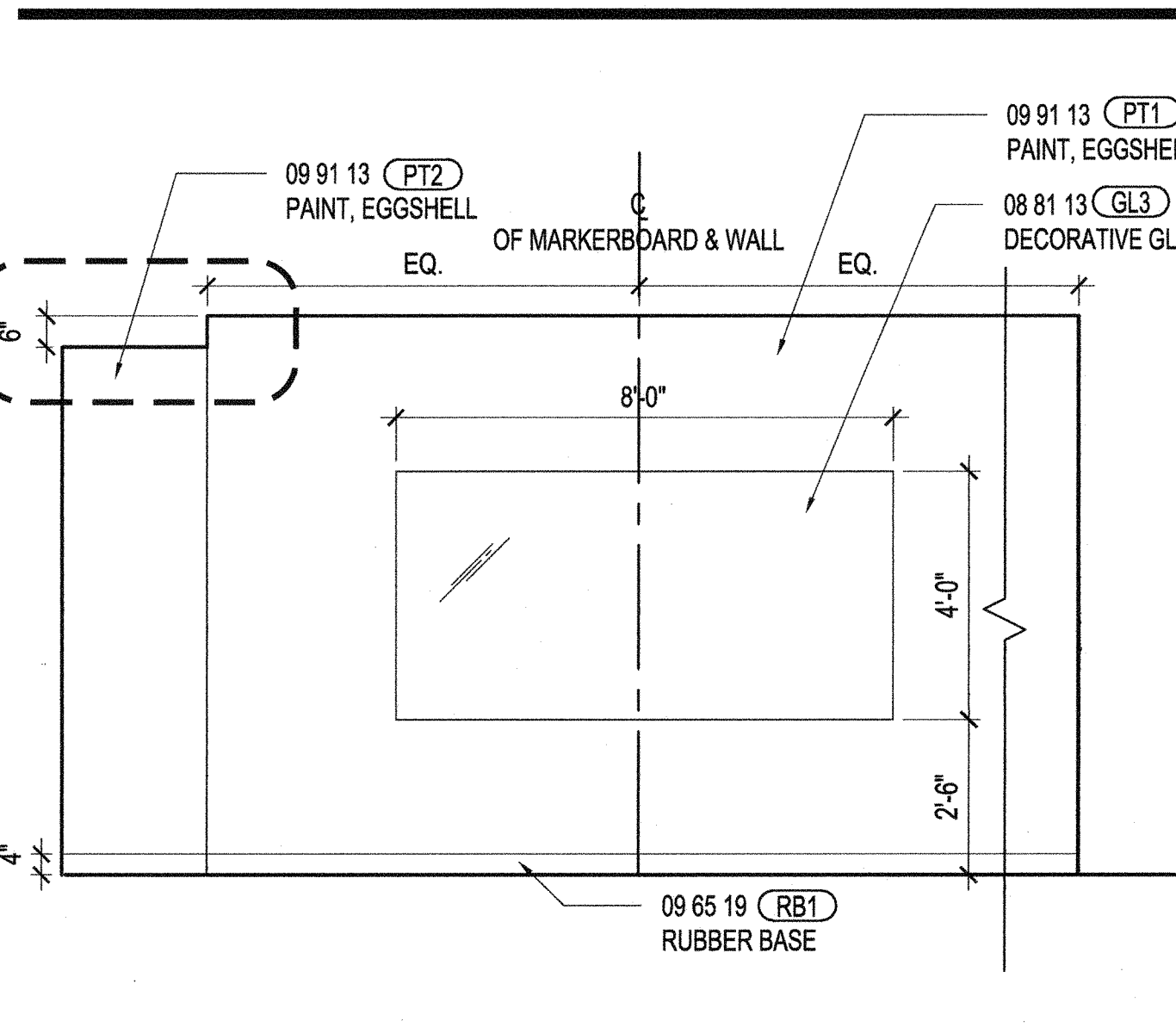
2 TYP. CONF. GLASS FRONT ELEV.
SCALE: 3/8" = 1'-0"



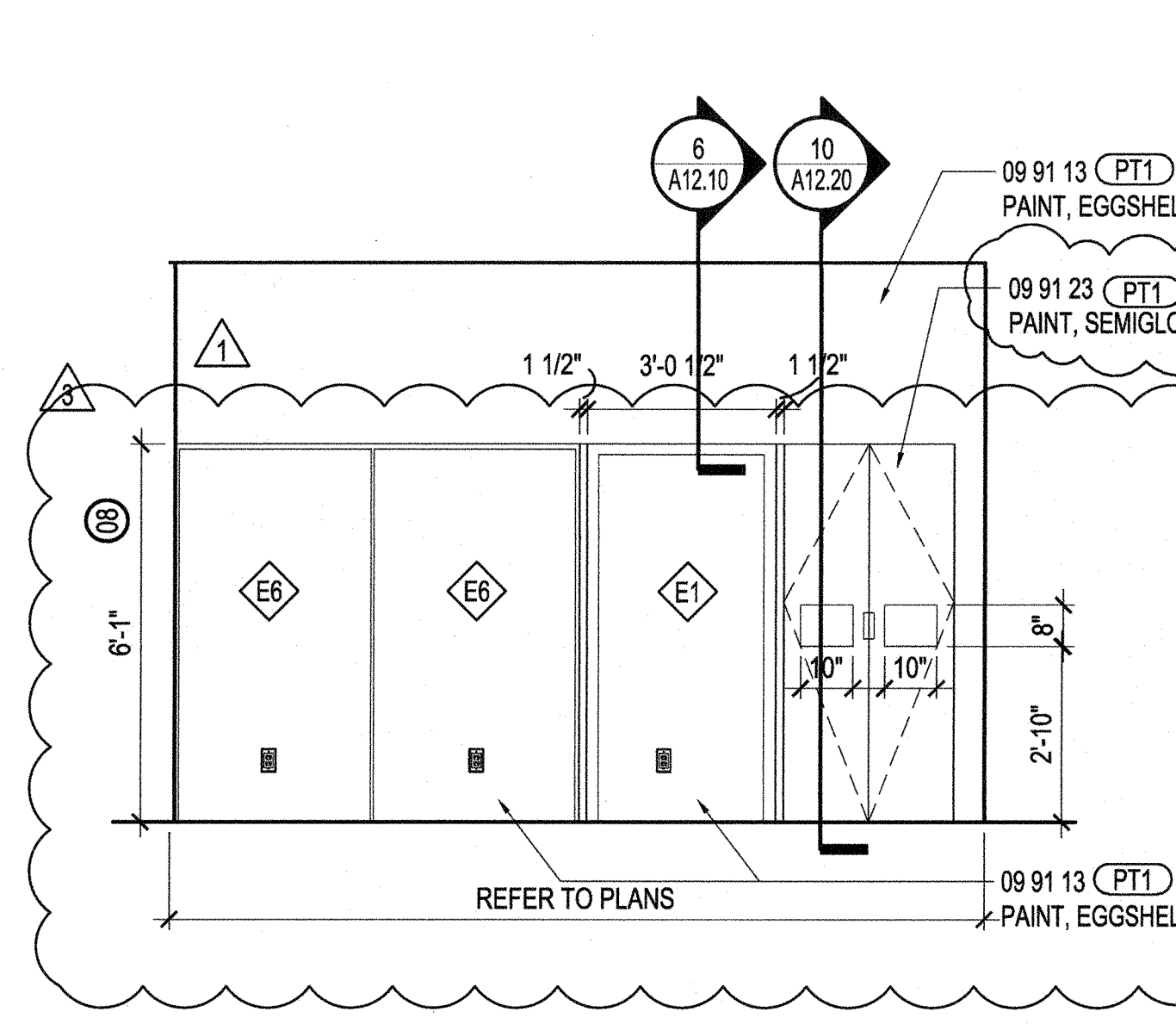
11 TACKBOARD ELEVATION
SCALE: 3/8" = 1'-0"



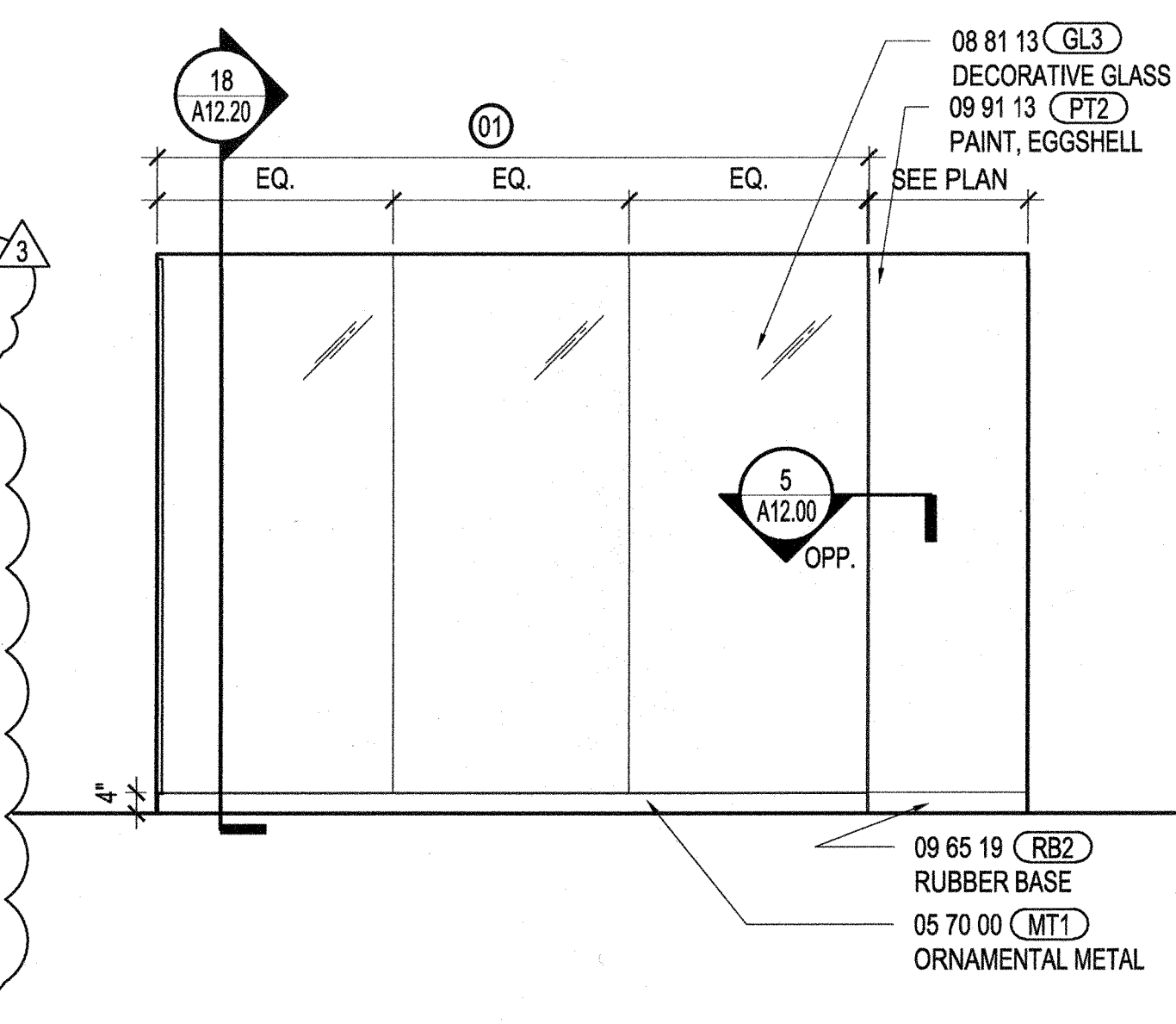
7 CHECK-IN KIOSK ELEVATION
SCALE: 3/8" = 1'-0"



3 TYP. CONF. MARKERBOARD ELEV.
SCALE: 3/8" = 1'-0"



8 PANTRY ELEVATION
SCALE: 3/8" = 1'-0"



4 BREAKOUT ELEVATION
SCALE: 3/8" = 1'-0"

SHEET NOTES

- 01 REFER TO PLANS FOR QUANTITY OF EQUALLY SIZED GLASS PANELS
- 02 FURNITURE BY OTHERS
- 03 WALL OUTLET. COORDINATE WITH A00.10 & POWER PLANS.
- 04 PROVIDE BLOCKING FOR MOUNTING OF SCHEDULED AV EQUIPMENT
- 05 COORDINATE SIZE OF OPENING WITH AV EQUIPMENT SPECIFICATION. REFER TO AV DRAWINGS.
- 06 PROVIDE SCHEDULED DISTRACTION MARKERS. GF1. SEE FINISH SCHEDULE FOR DETAILS.
- 07 NUMBER OF EQUAL CABINETS VARIES. REFER TO PLANS FOR COUNTER WIDTH
- 08 CABINET SIZES TO BE MAXIMIZED SUCH THAT NO CABINET DOOR EXCEEDS 1'-6"
- 09 COORDINATE WITH REFRIGERATOR HEIGHT.
- 08 COORDINATE WITH SIZE OF PANEL WITH AV EQUIPMENT. REFER TO AV DRAWINGS.
- 09 PULLS TO BE ROCKWOOD RM7910 - GEOMETEK; US32629. MOUNTED 30" OFF FLOOR AND ALIGNING WITH DISTRACTION MARKERS.

GENERAL NOTES



1800 Solar Drive
Oxnard, CA 93030

1230 Avenue of the Americas
Suite 1500
New York, NY 10020
Telephone: 212.492.1400
Facsimile 212.492.1472


Gensler



Syska Hennessy Group, Inc.
800 Corporate Pointe
Suite 200
Calver City, CA 90230
Telephone: 310.312.0200
Fax: 310.473.7468

Issue	Date & Issue Description	By	Check
01	06/22/12	SJ	SJ
PROGRESS SET			
02	07/31/12	ESMC	SJ
Issued for Plan Check			
1	08/10/12	ESMC	SJ
ISSUED FOR CONSTRUCTION			
3	10/05/12	ESMC	SJ
REVISED FOR PLAN CHECK COMMENTS			

Seal/Signature

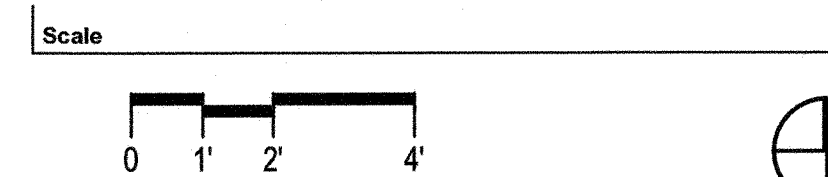


Project Name
VERIZON V.I.P.

Project Number
06.8740.000

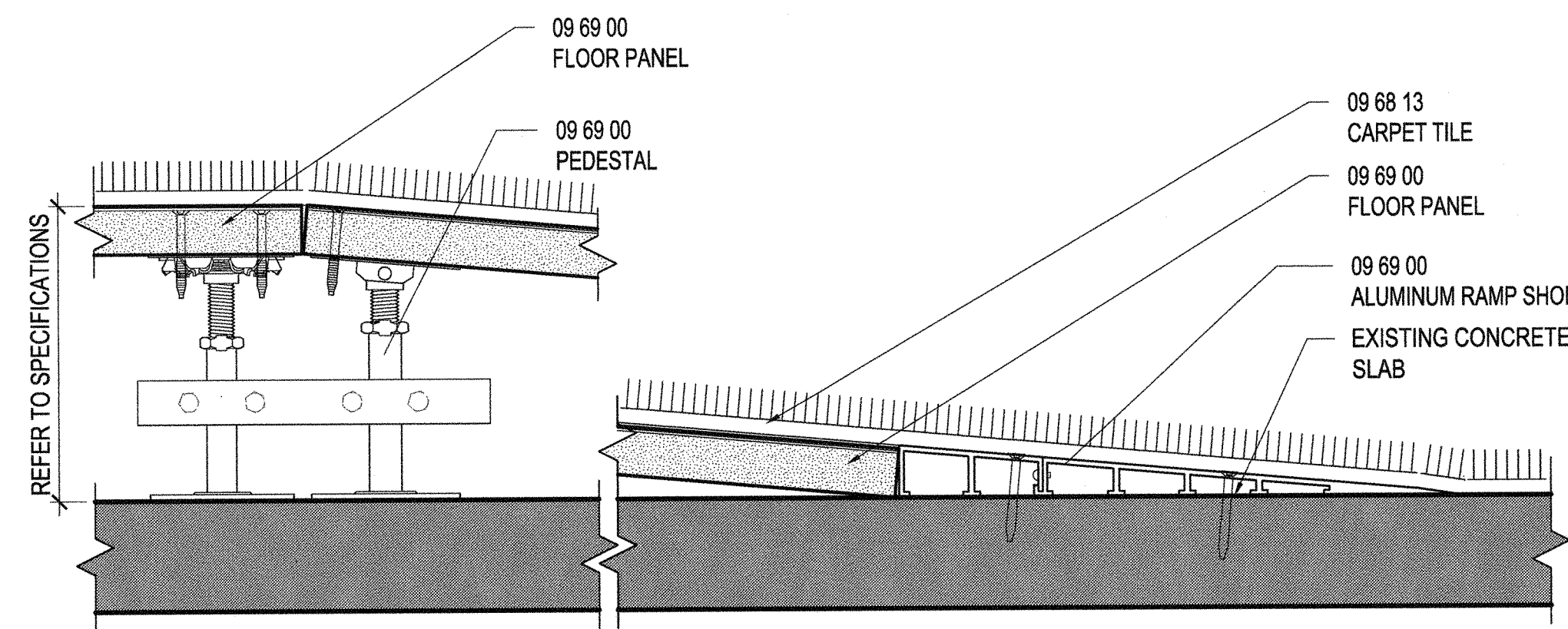
CAD File Name
A11-00

Description
INTERIOR ELEVATION

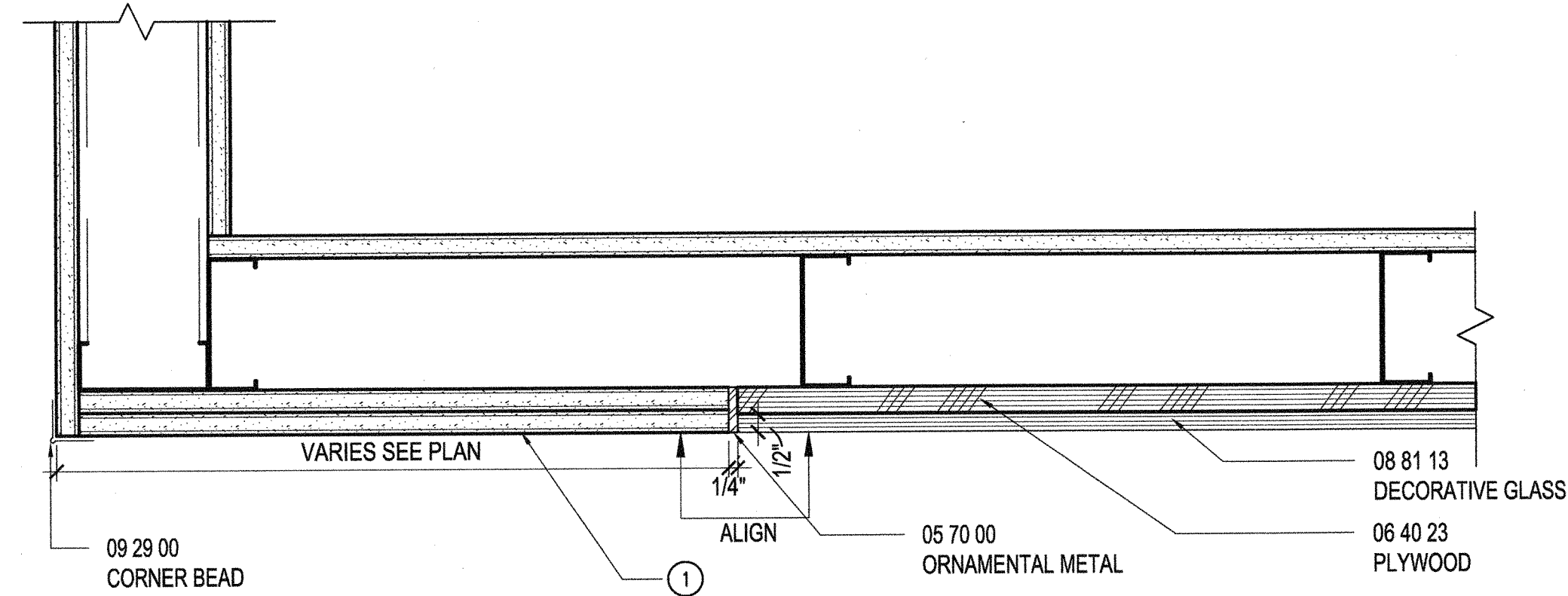


A11.00_SD

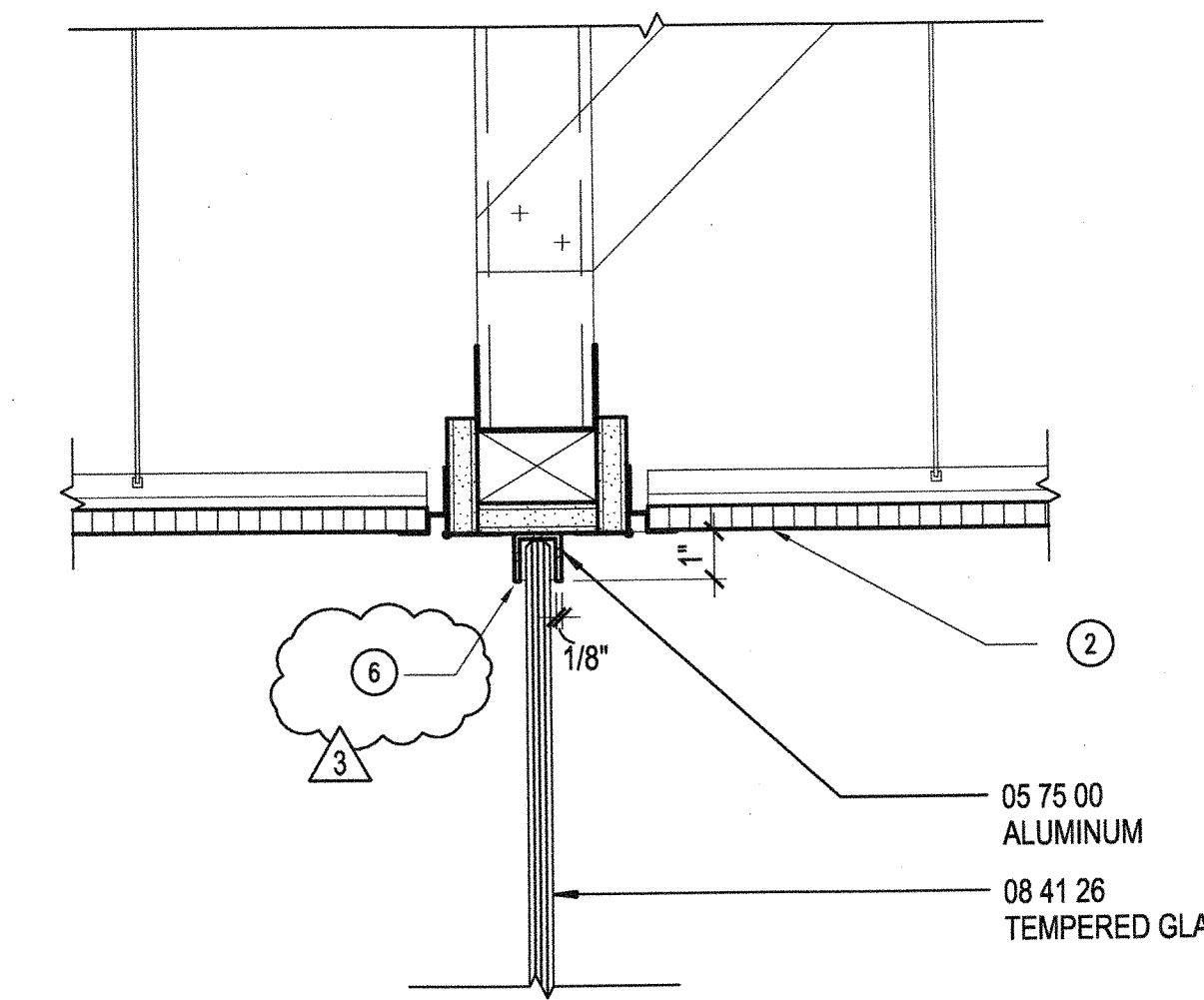
©2012 Gensler



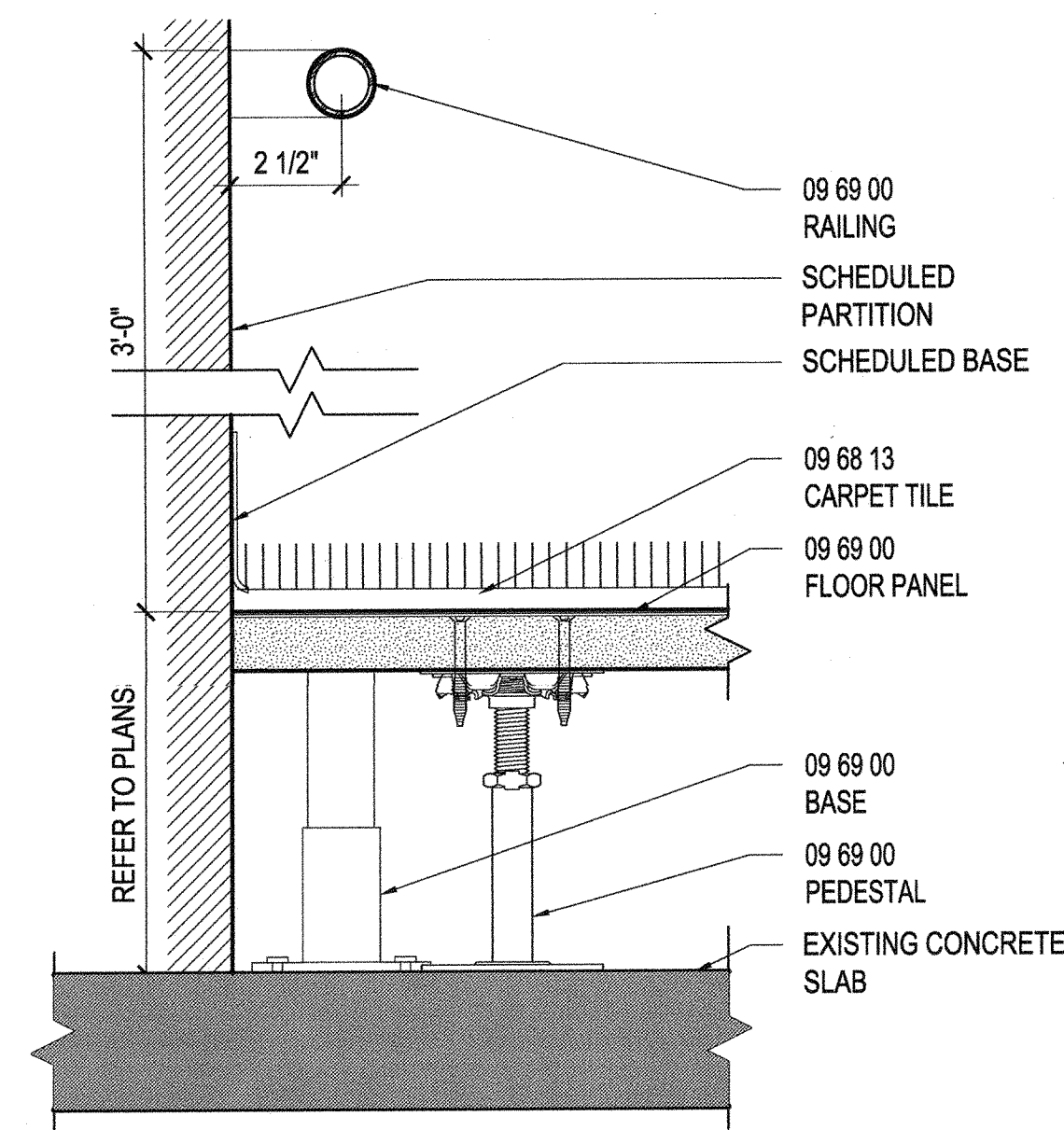
TYPICAL RAISED FLOOR RAMP SECTION
SCALE: 3" = 1'-0"



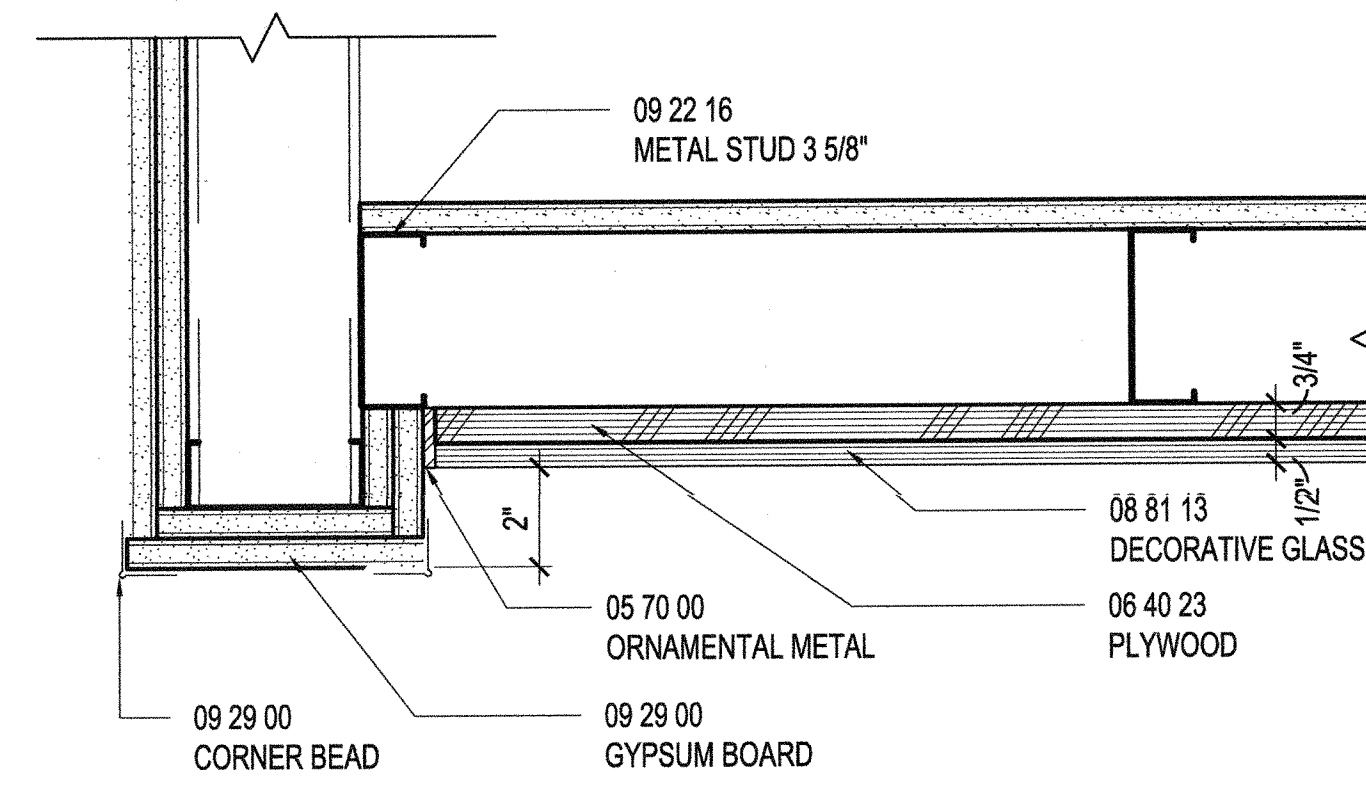
PLAN DETAIL AT GLASS GYP TRANSITION
SCALE: 3" = 1'-0"



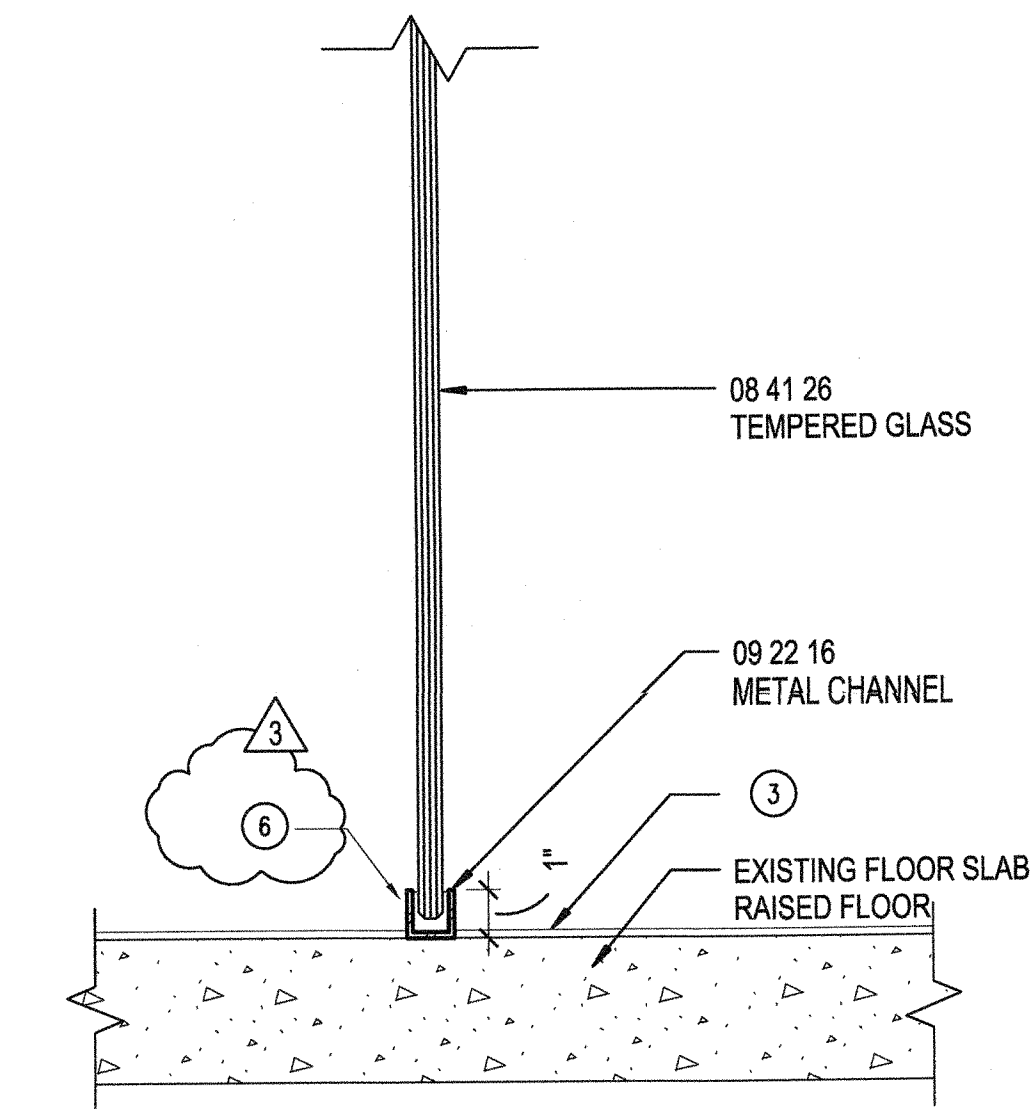
GLASS HEAD DETAIL
SCALE: 3" = 1'-0"



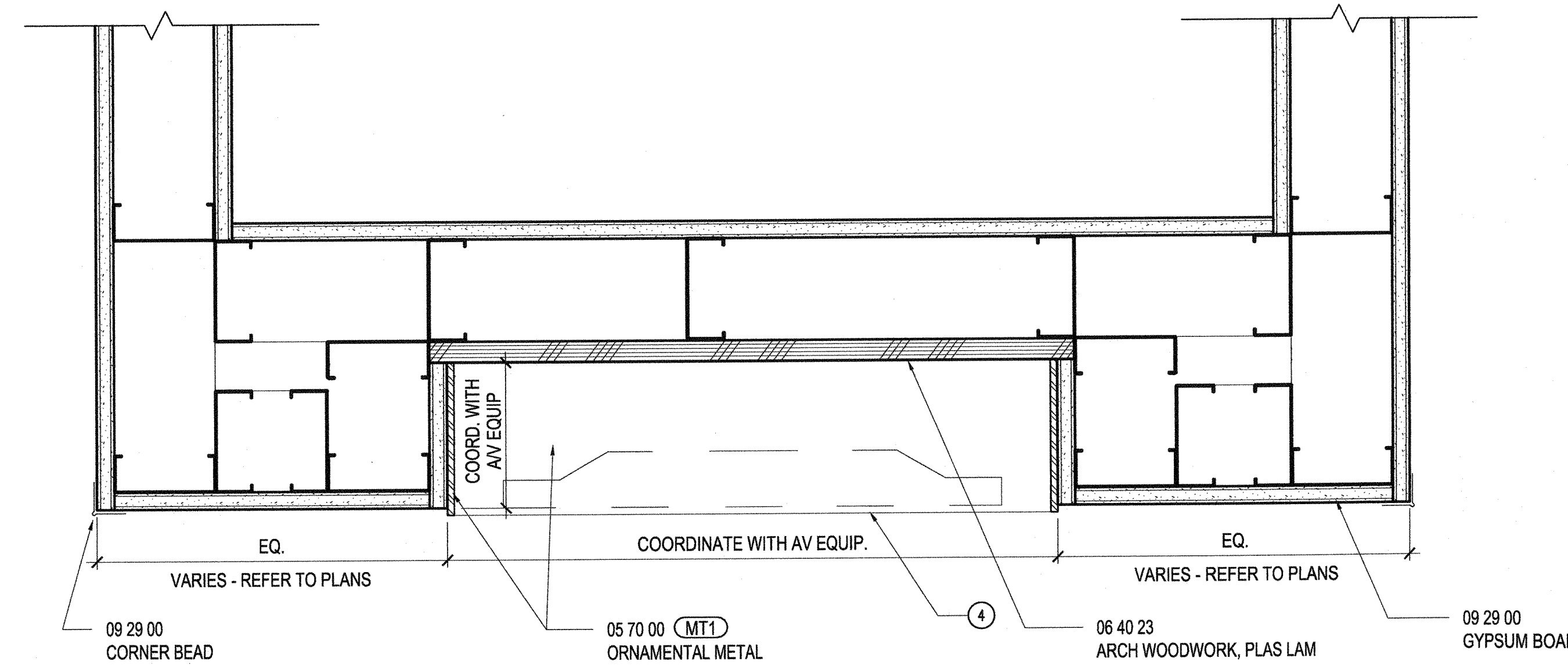
RAILING AT RAISED FLOOR RAMP
SCALE: 3" = 1'-0"
DT_RF_003829



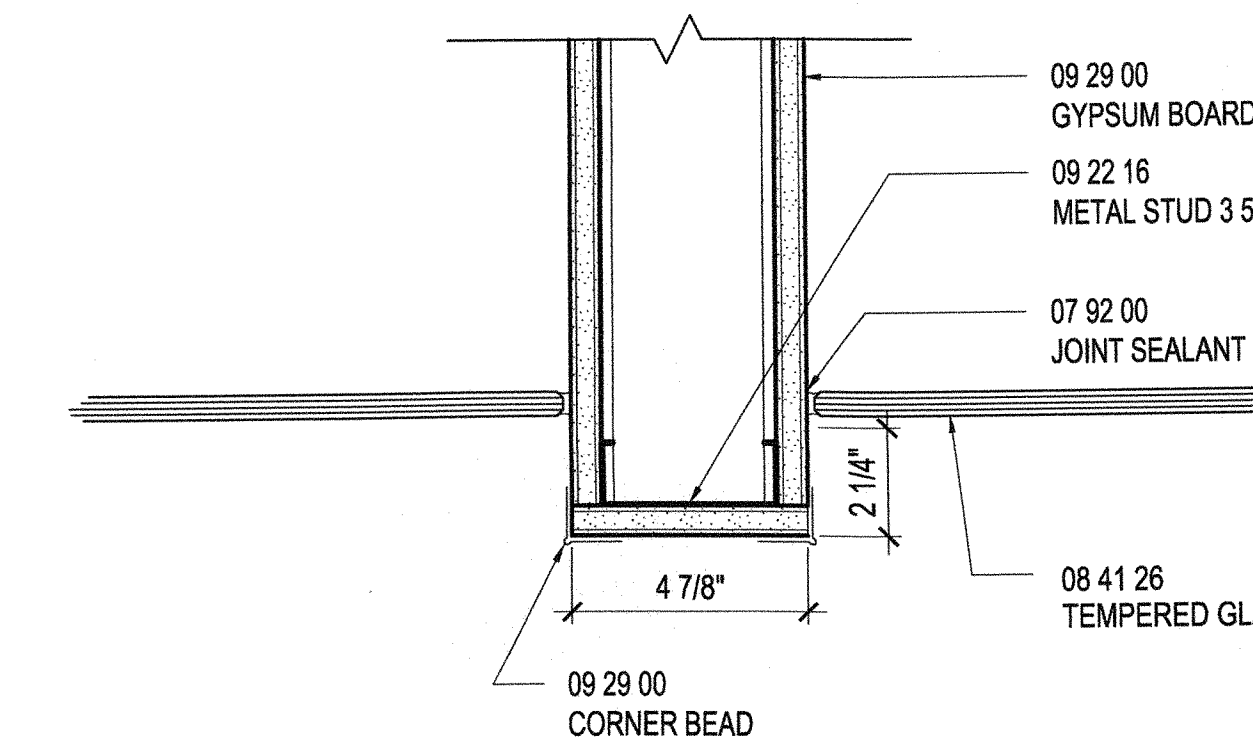
PLAN DETAIL AT CORNER
SCALE: 3" = 1'-0"



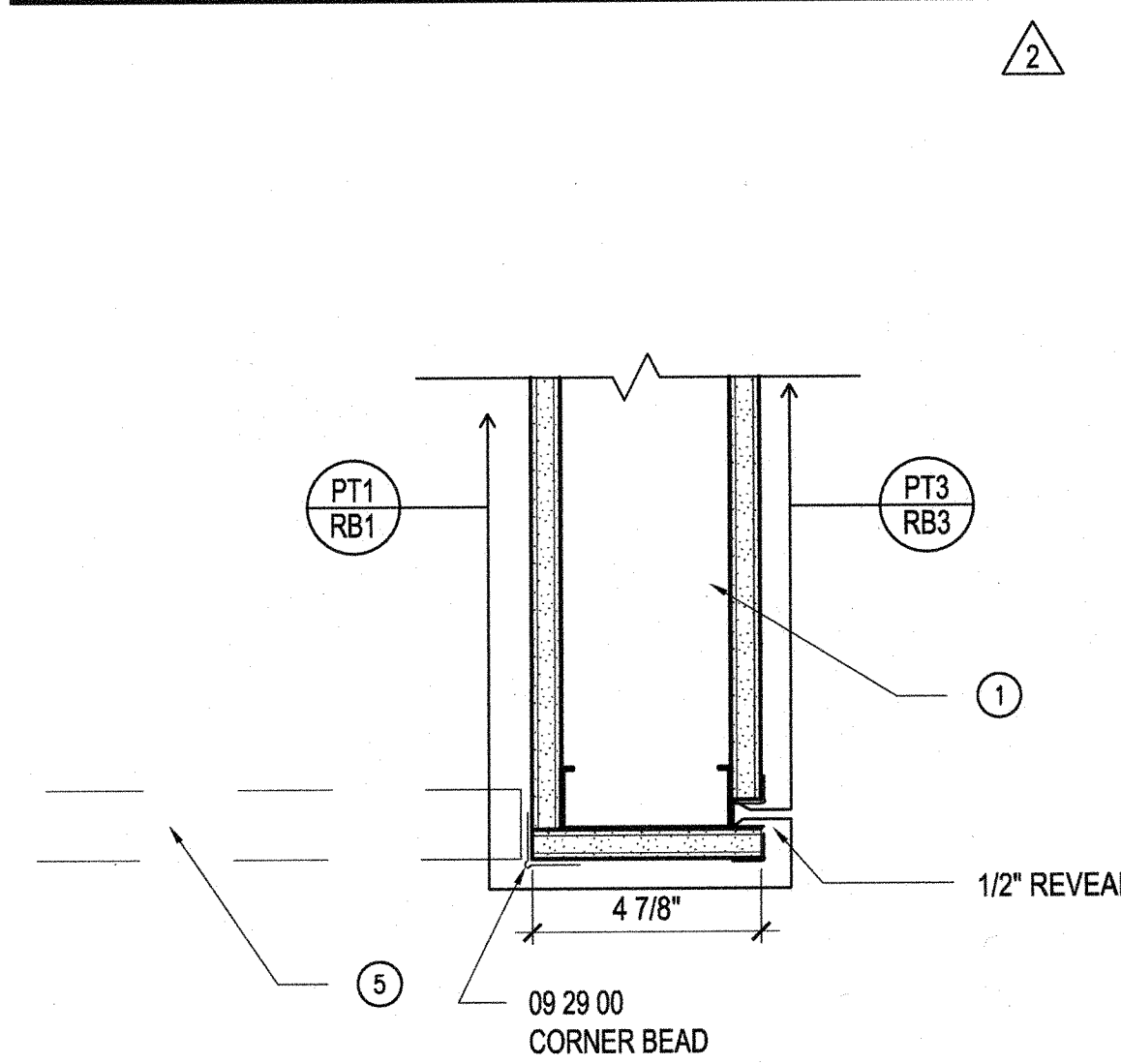
GLASS BASE DETAIL
SCALE: 3" = 1'-0"



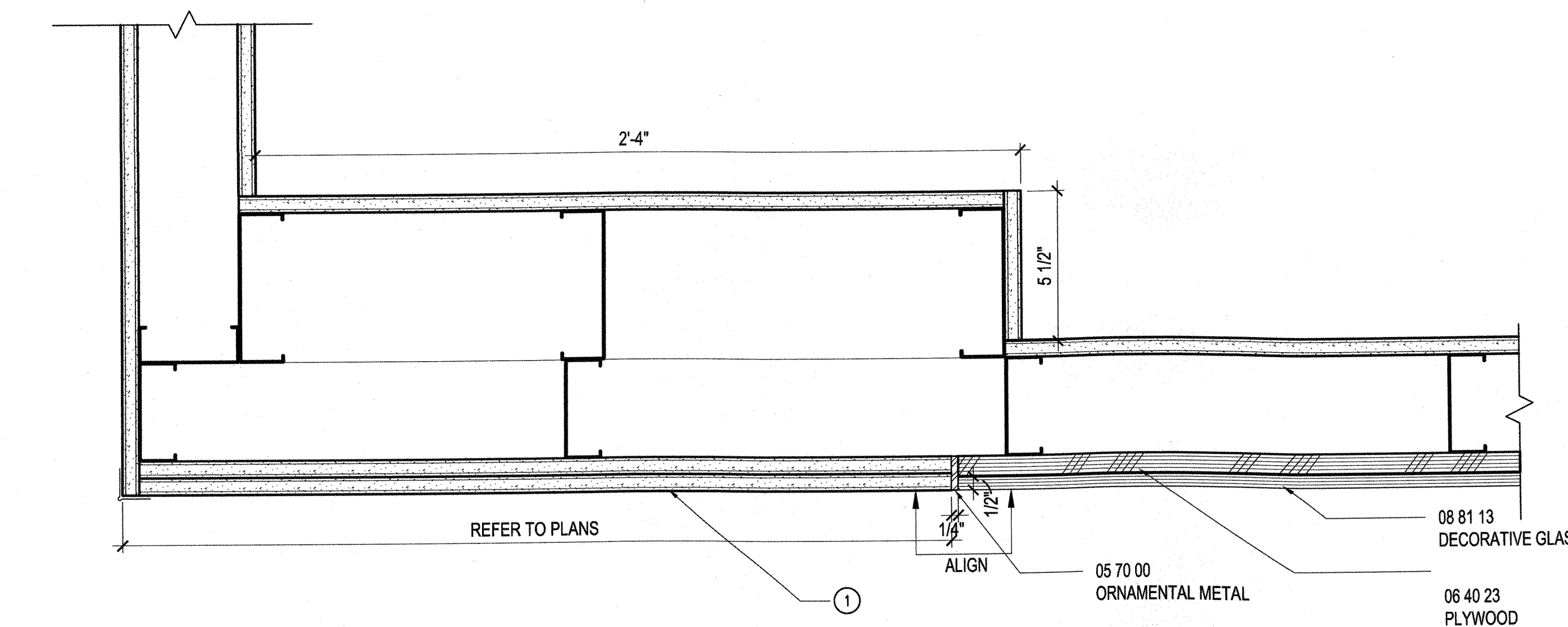
PLAN DETAIL AT INTERACTIVE KIOSK
SCALE: 3" = 1'-0"



TRANSITION DETAIL GLAZING TO GYP
SCALE: 3" = 1'-0"



REVEAL AT PAINT TRANSITION
SCALE: 3" = 1'-0"



PLAN DETAIL AT CORNER
SCALE: 3" = 1'-0"

SHEET NOTES

- ① SCHEDULED OR EXISTING PARTITION; REFER TO CONSTRUCTION PLAN
- ② SCHEDULED OR EXISTING CEILING; REFER TO REFLECTED CEILING PLAN
- ③ SCHEDULED OR EXISTING FLOOR FINISH; REFER TO FINISH PLAN
- ④ SCHEDULED MONITOR
- ⑤ SCHEDULED DOOR
- ⑥ ATTACHMENT THROUGH STRUCTURAL SILICONE

GENERAL NOTES



1800 Solar Drive
Oxnard, CA 93030




1230 Avenue of the Americas
Suite 1500
New York, NY 10020
Telephone 212.492.1400
Facsimile 212.492.1472



Syska Hennessy Group, Inc.
800 Corporate Pointe
Suite 200
Culver City, CA 90230
Telephone: 310.312.0200
Fax: 310.473.7468

Issue	Date & Issue Description	By	Check
01	06/22/12	SJ	SJ
PROGRESS SET			
02	07/31/12	ESMC	SJ
Issued for Plan Check			
1	08/10/12	ESMC	SJ
ISSUED FOR CONSTRUCTION			
2	09/12/12	ESMC	SJ
BULLETIN #1			
3	10/05/12	ESMC	SJ
REVISED FOR PLAN CHECK COMMENTS			

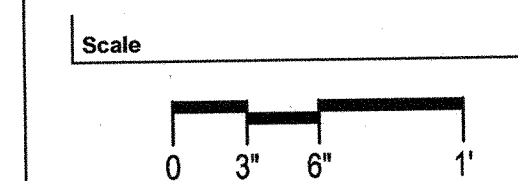
Seal/Signature



Project Name
VERIZON V.I.P.

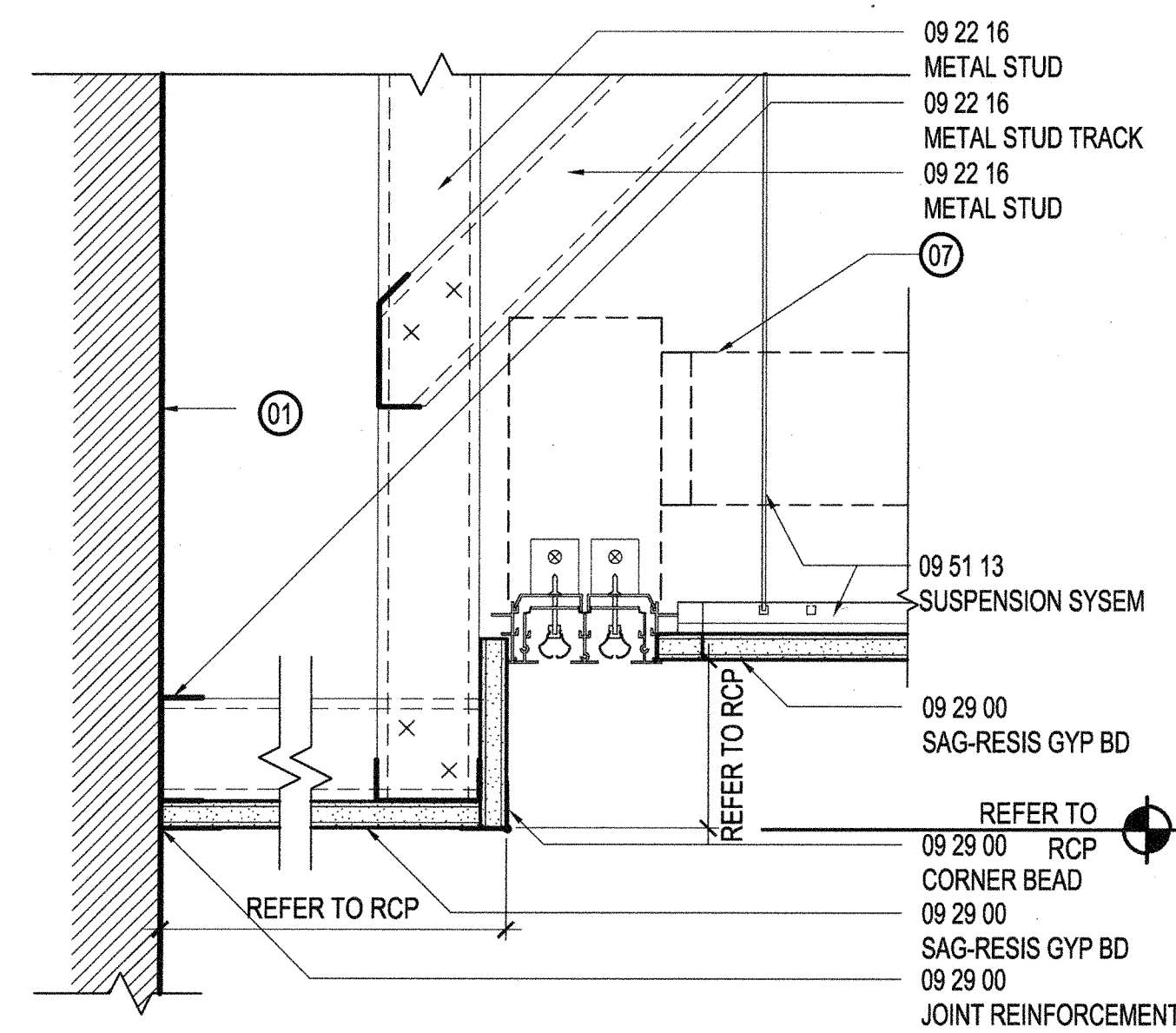
Project Number
06.8740.000
CAD File Name
A12-00

Description
TYPICAL GLASS FRONT AND PLAN DETAILS

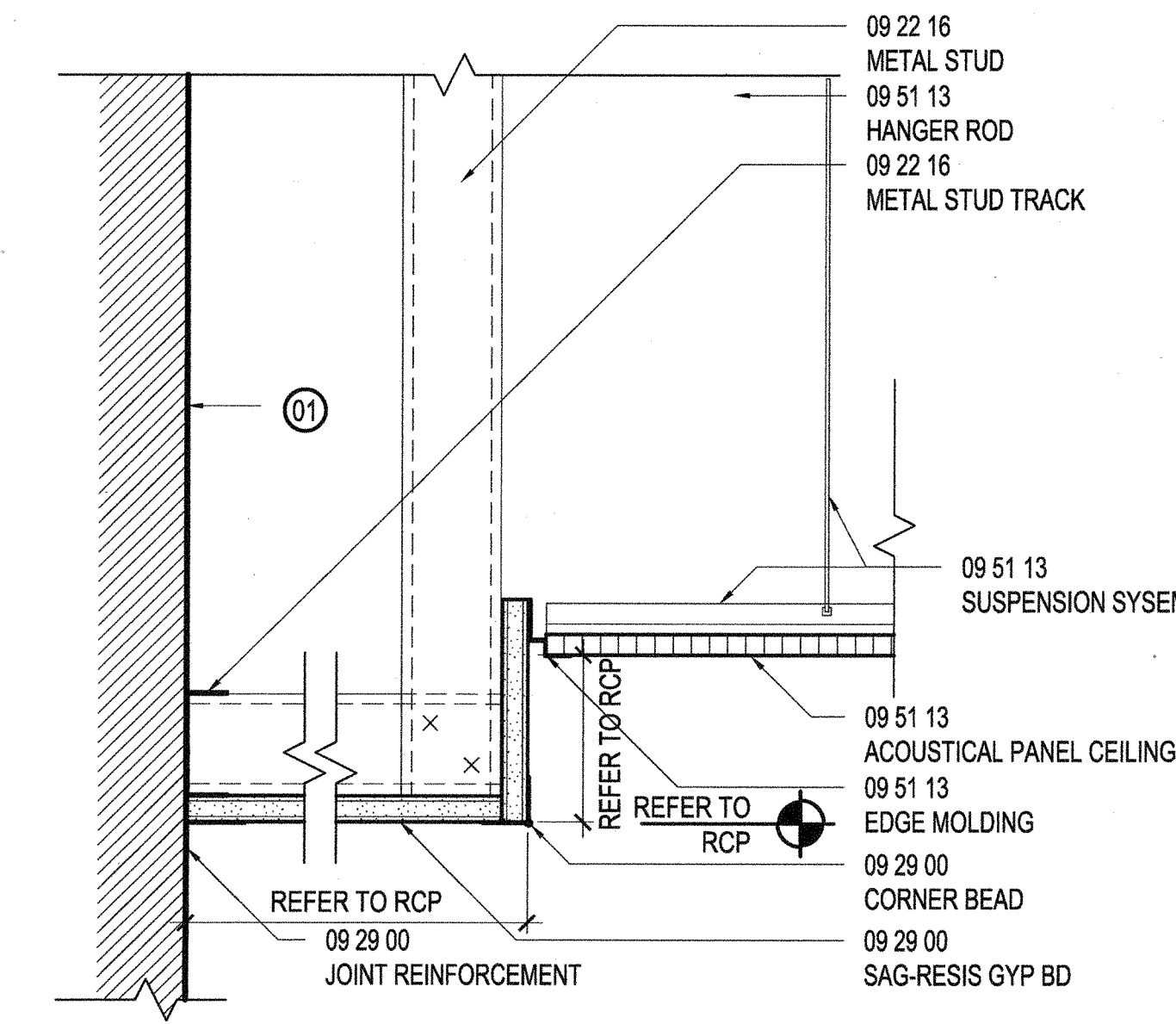


A12.00_SD

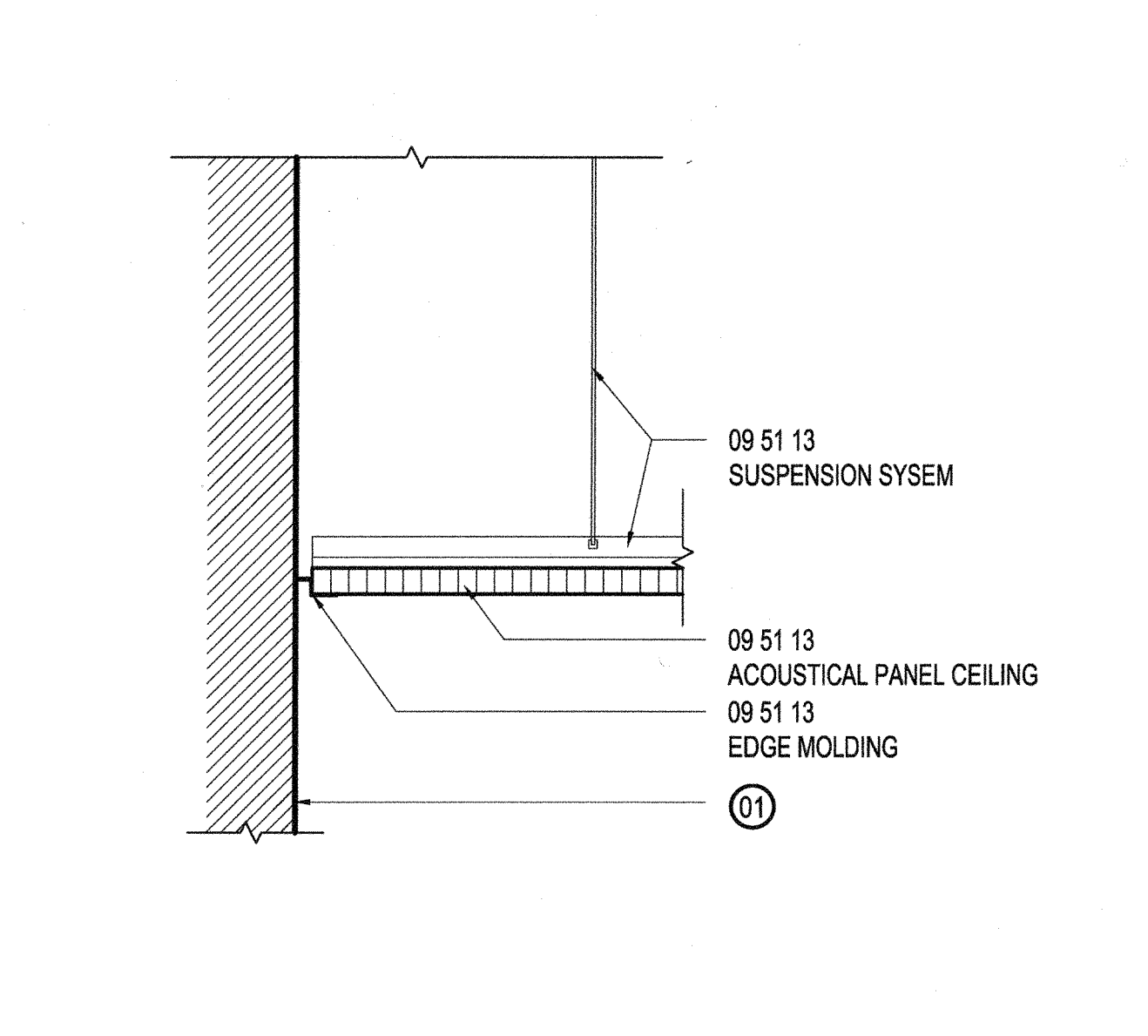
©2012 Gensler



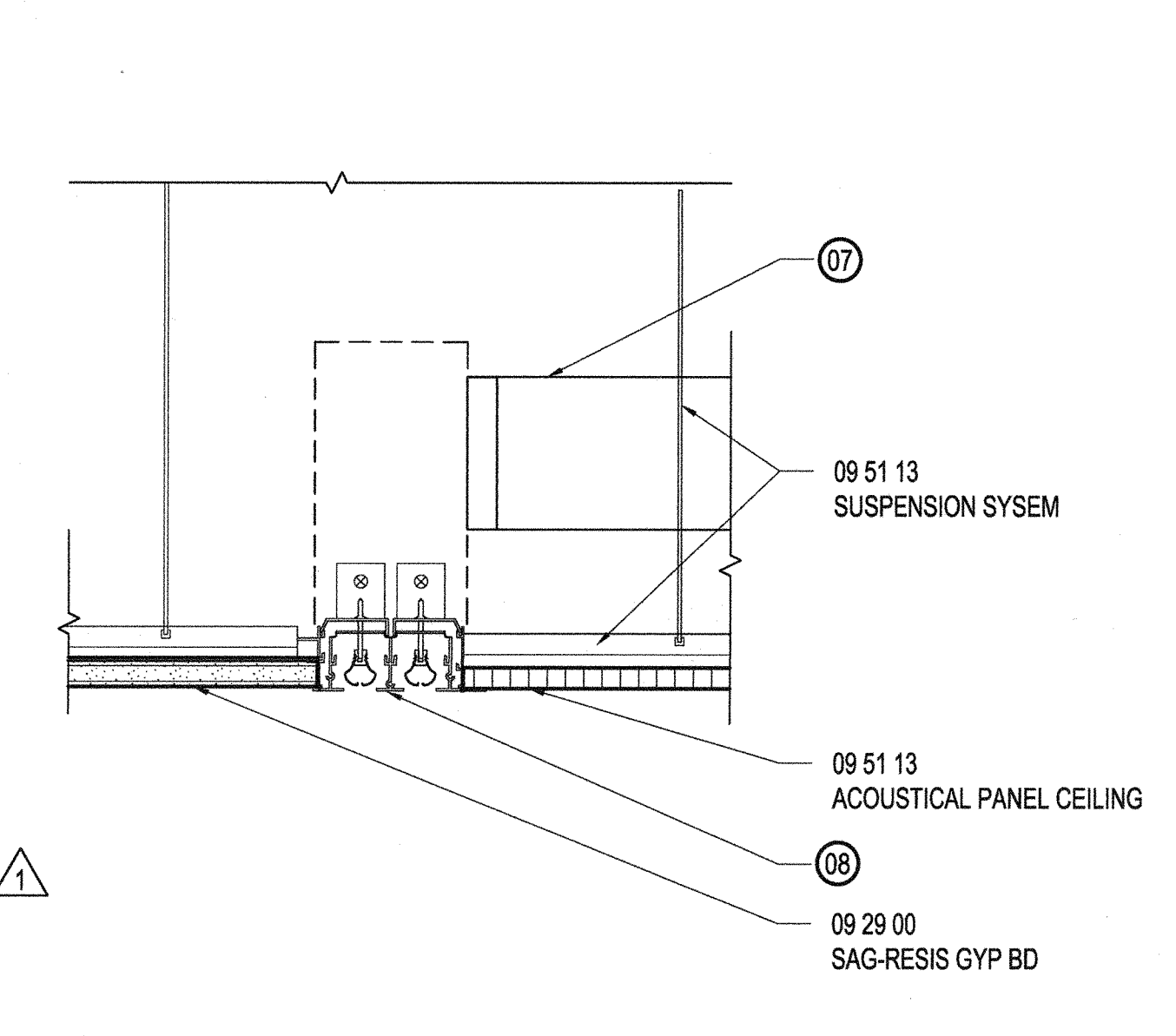
LINEAR DIFFUSER @ GWB SOFFIT 9
SCALE: 3" = 1'-0"



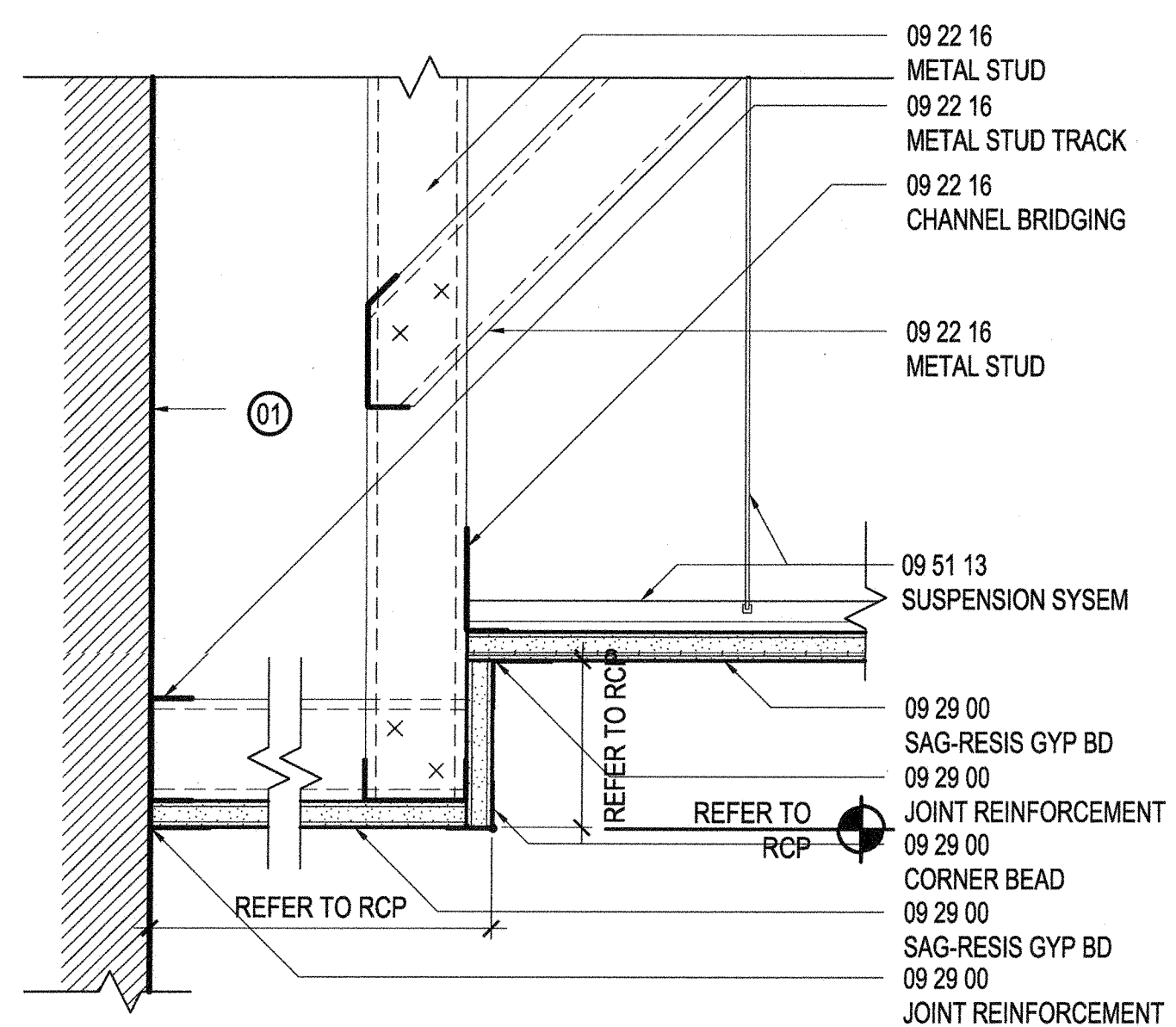
GWB SOFFIT @ ACT CEIL. 5
SCALE: 3" = 1'-0"



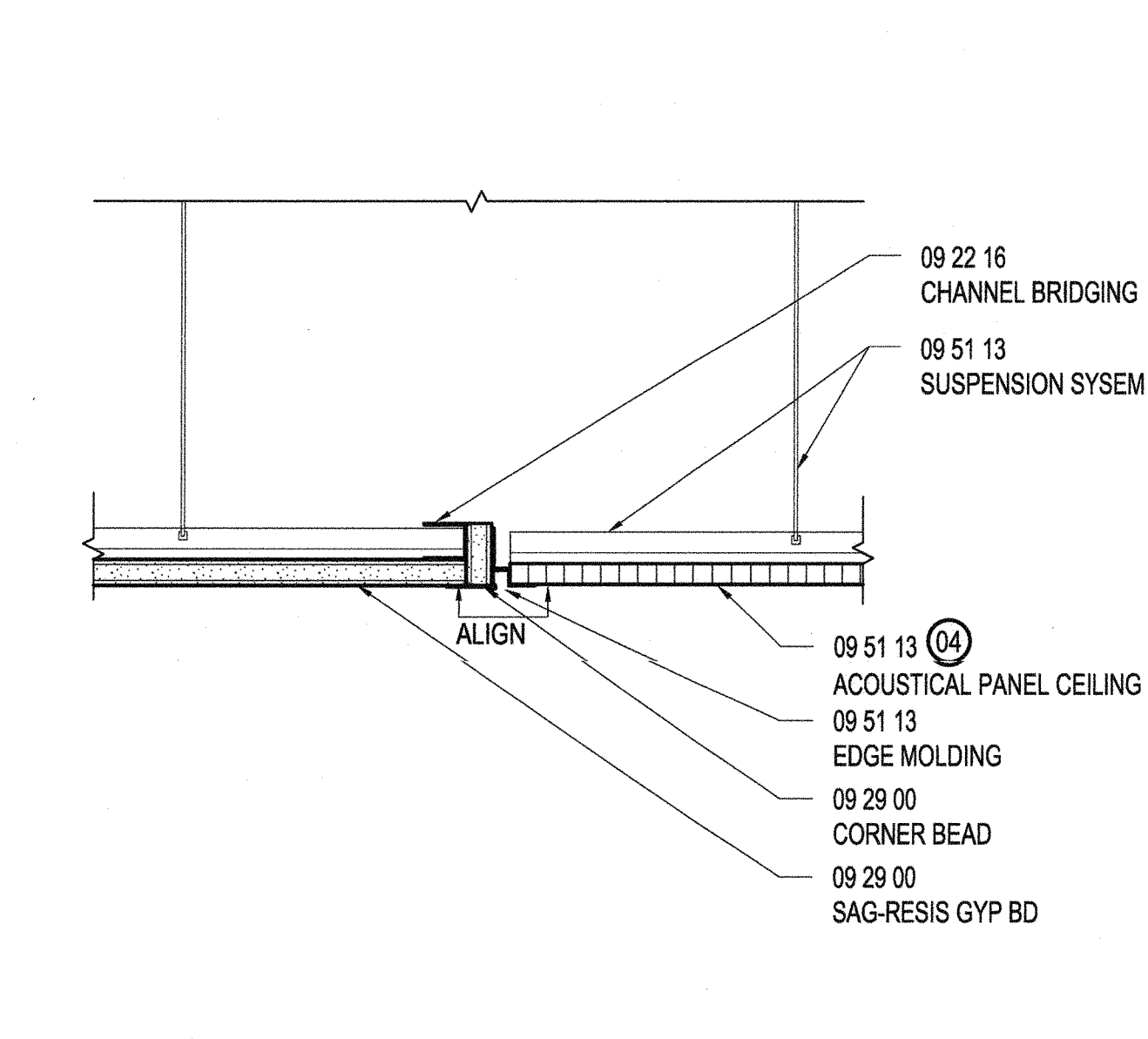
TYP. SHADOW MOLDING DETAIL 1
SCALE: 3" = 1'-0"



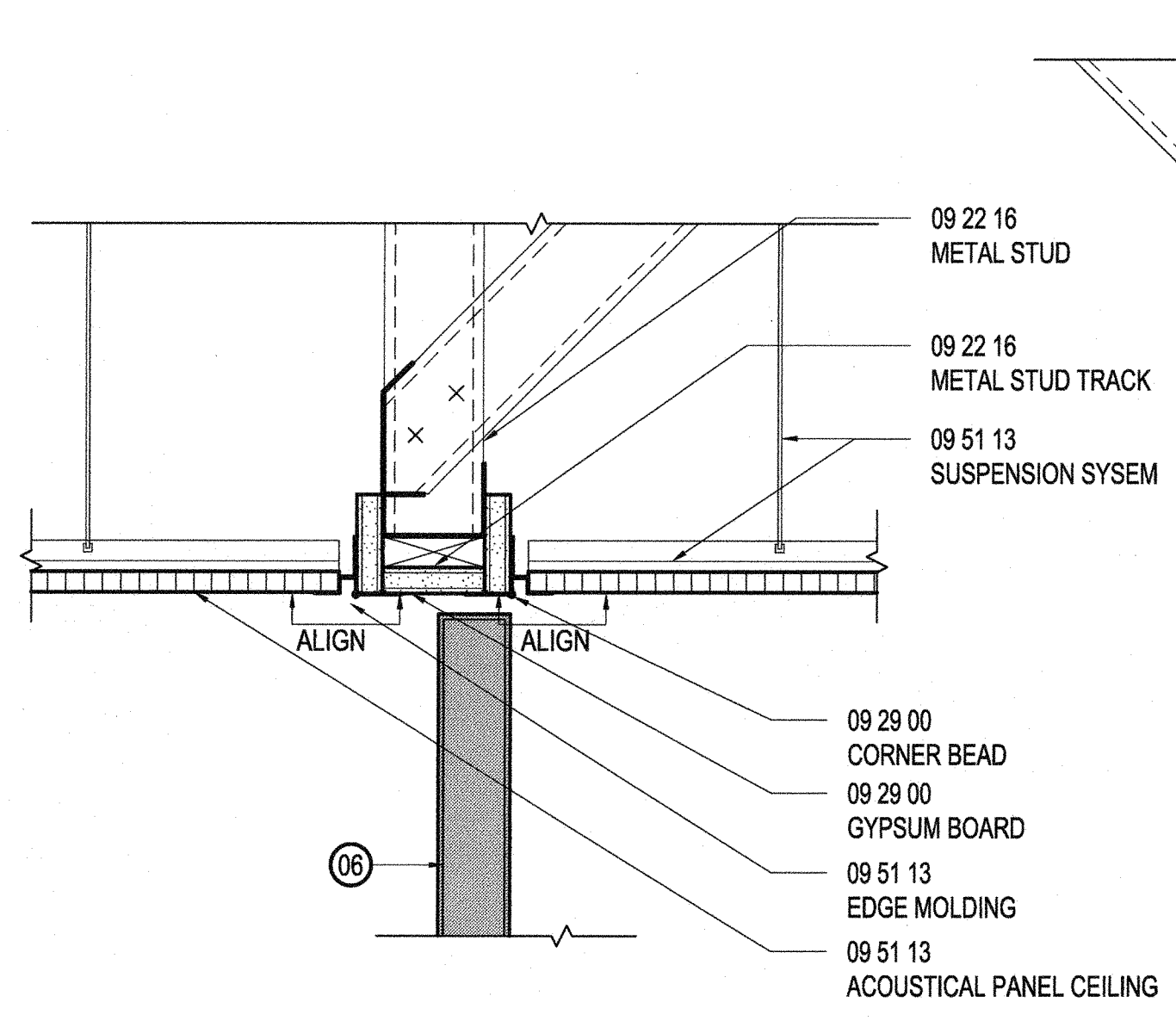
LINEAR DIFFUSER @ GWB & ACT 10
SCALE: 3" = 1'-0"



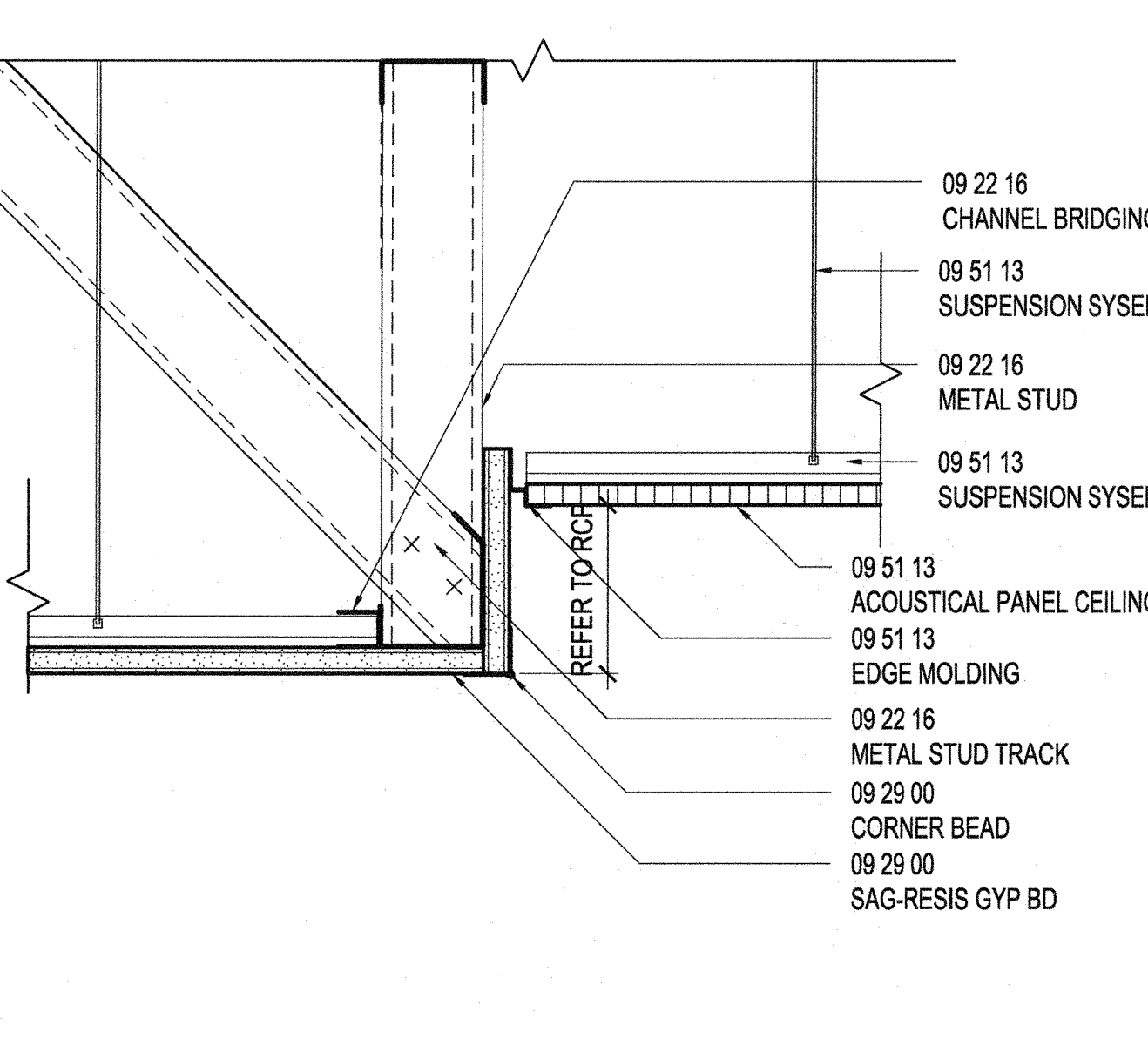
GWB SOFFIT @ GWB CEIL. 6
SCALE: 3" = 1'-0"



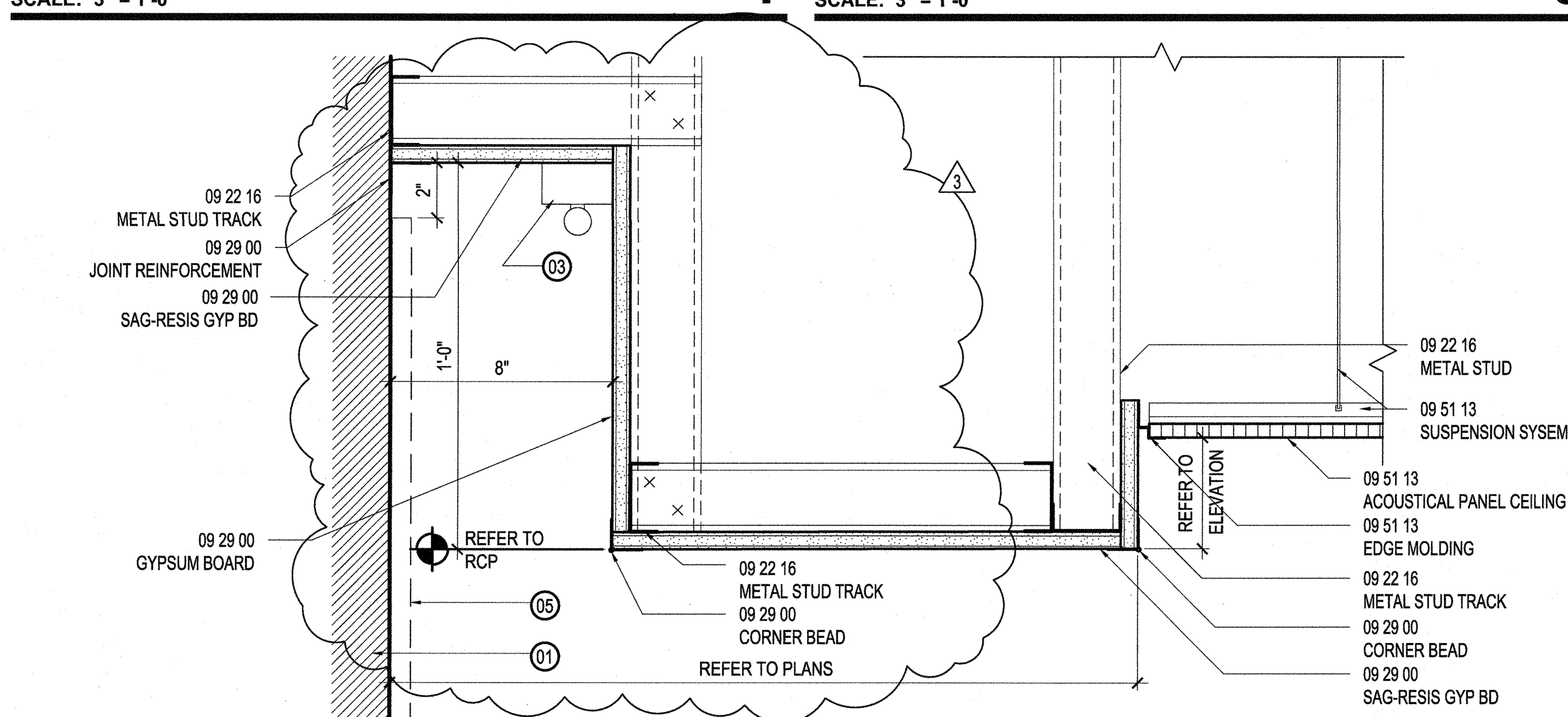
FLUSH CEILING TRANSITION 2
SCALE: 3" = 1'-0"



FLUSH HEADER 7
SCALE: 3" = 1'-0"



TYP. STEPPED HEADER 3
SCALE: 3" = 1'-0"



TYP. LIGHT COVE 4
SCALE: 3" = 1'-0"

SHEET NOTES

- ① SCHEDULED OR EXISTING PARTITION; REFER TO CONSTRUCTION PLAN
- ② RETURN AIR SLOT; REFER TO ENGINEERING DRAWINGS
- ③ SCHEDULED LIGHT FIXTURE; REFER TO REFLECTED CEILING PLAN
- ④ NEW OR EXISTING. REFER TO RCP.
- ⑤ SCHEDULED WALL FINISH; REFER TO FINISH PLAN. SCHEDULED FINISH TO EXTEND UP TO 2" BELOW COVE CEILING AS SHOWN.
- ⑥ SCHEDULED DOOR IF APPLICABLE.



1800 Solar Drive
Oxnard, CA 93030

1230 Avenue of the Americas
Suite 1500
New York, NY 10020
Telephone: 212.492.1400
Facsimile: 212.492.1472

Gensler




Syska Hennessy Group, Inc.
800 Corporate Pointe
Suite 200
Calver City, CA 90230
Telephone: 310.312.0200
Fax: 310.473.7468

Issue	Date & Issue Description	By	Check
01	06/22/12	SJ	SJ
PROGRESS SET			
02	07/31/12	ESIMC	SJ
Issued for Plan Check			
1	08/10/12	ESIMC	SJ
ISSUED FOR CONSTRUCTION			
3	04/05/12	ESIMC	SJ
REVISED FOR PLAN CHECK COMMENTS			

GENERAL NOTES

Seal/Signature




Project Name
VERIZON V.I.P.

Project Number
06.8740.000

CAD File Name
A12-00

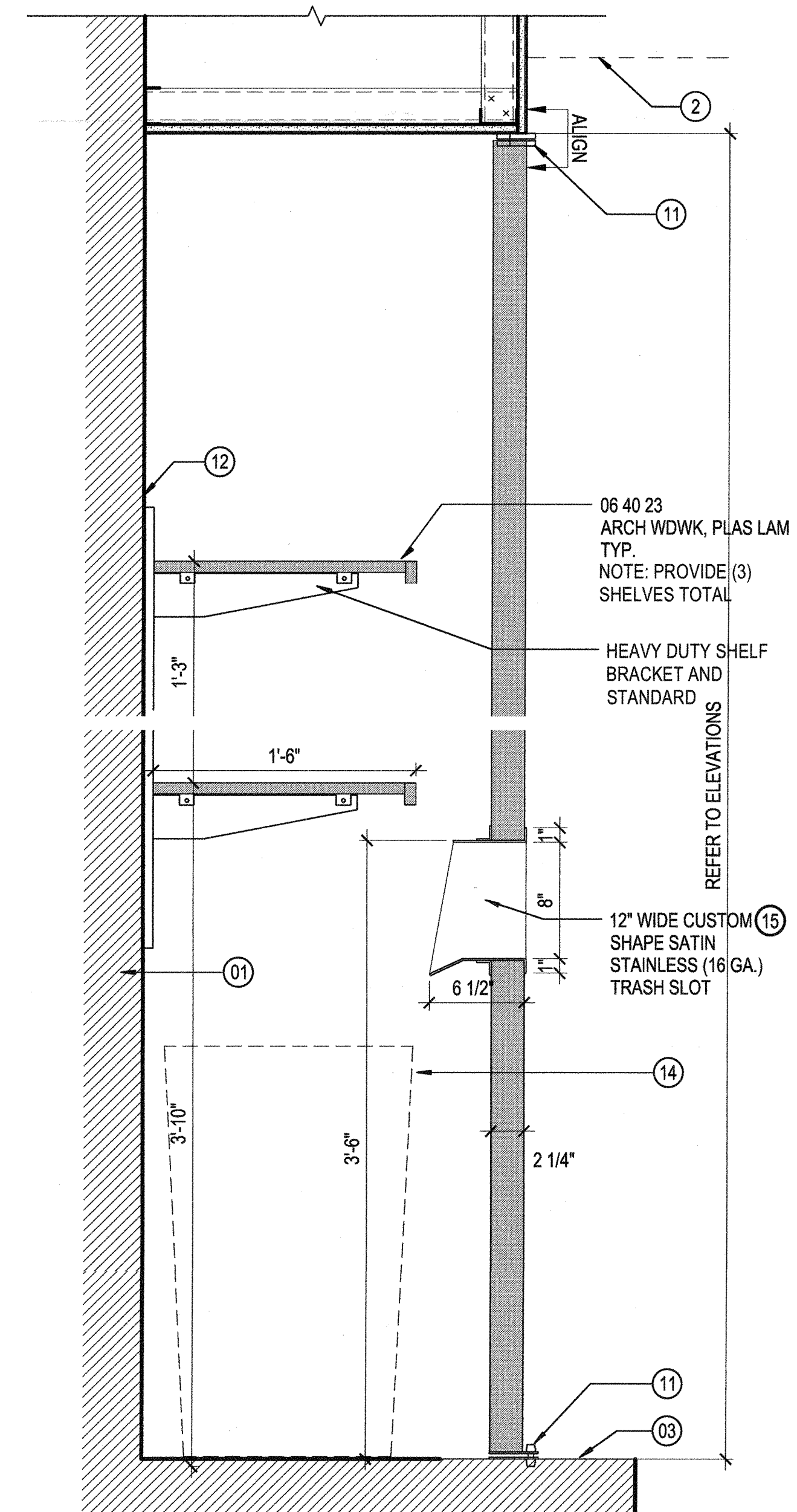
Description
TYPICAL CEILING DETAILS

Scale

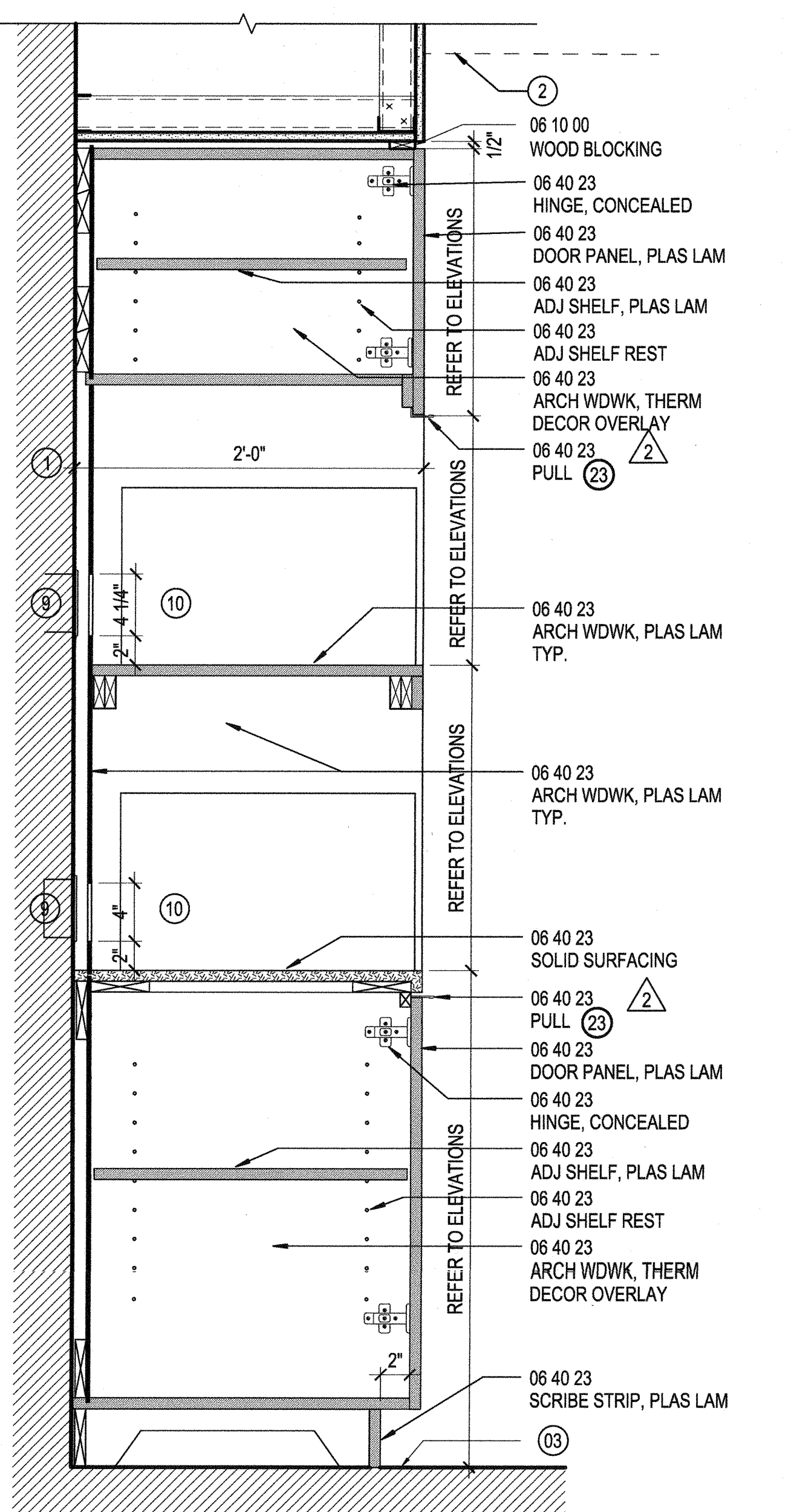


A12.10_SD

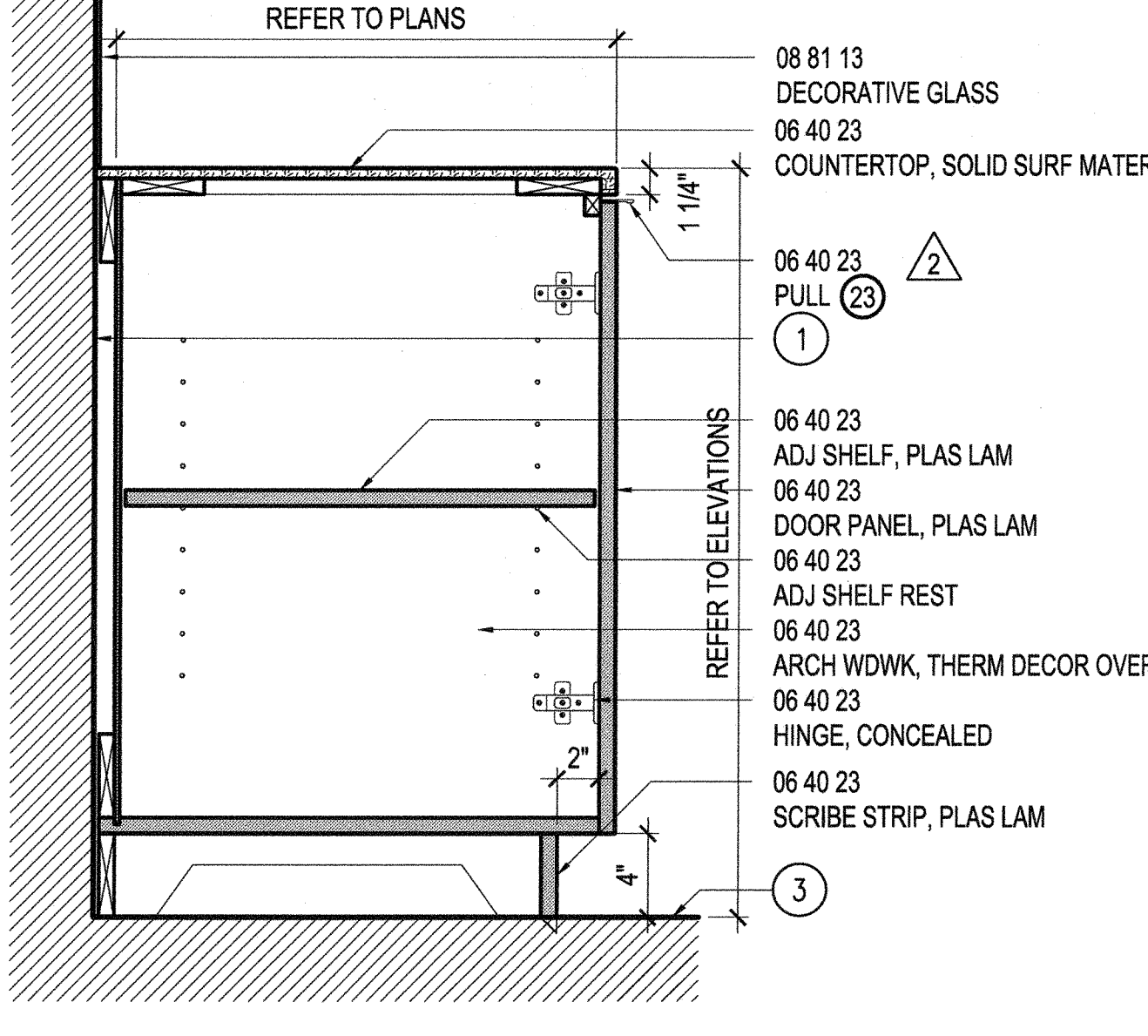
©2012 Gensler



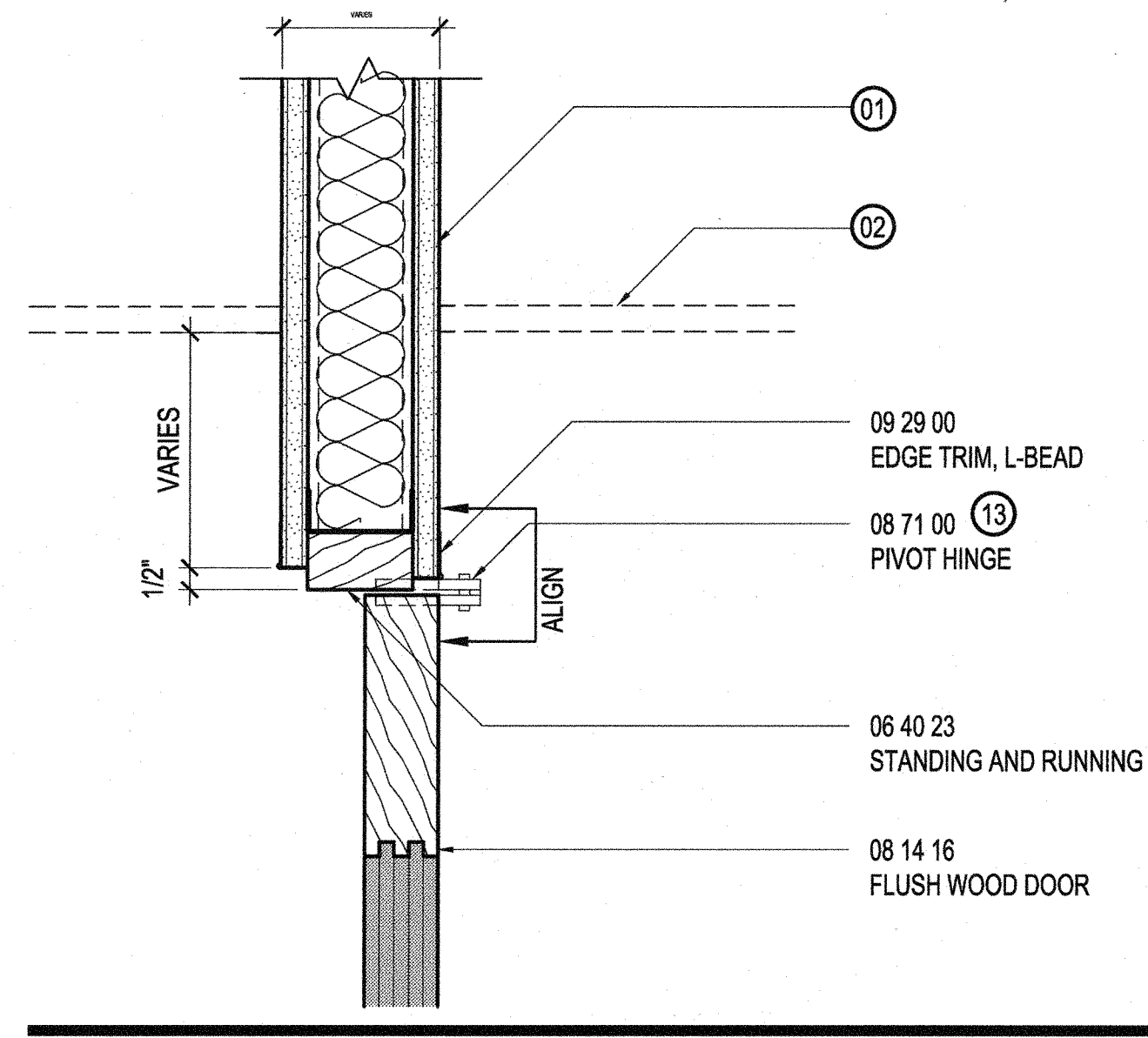
TRASH CABINET
SCALE: 1 1/2" = 1'-0"




MICROWAVE TOWER
SCALE: 1 1/2" = 1'-0"



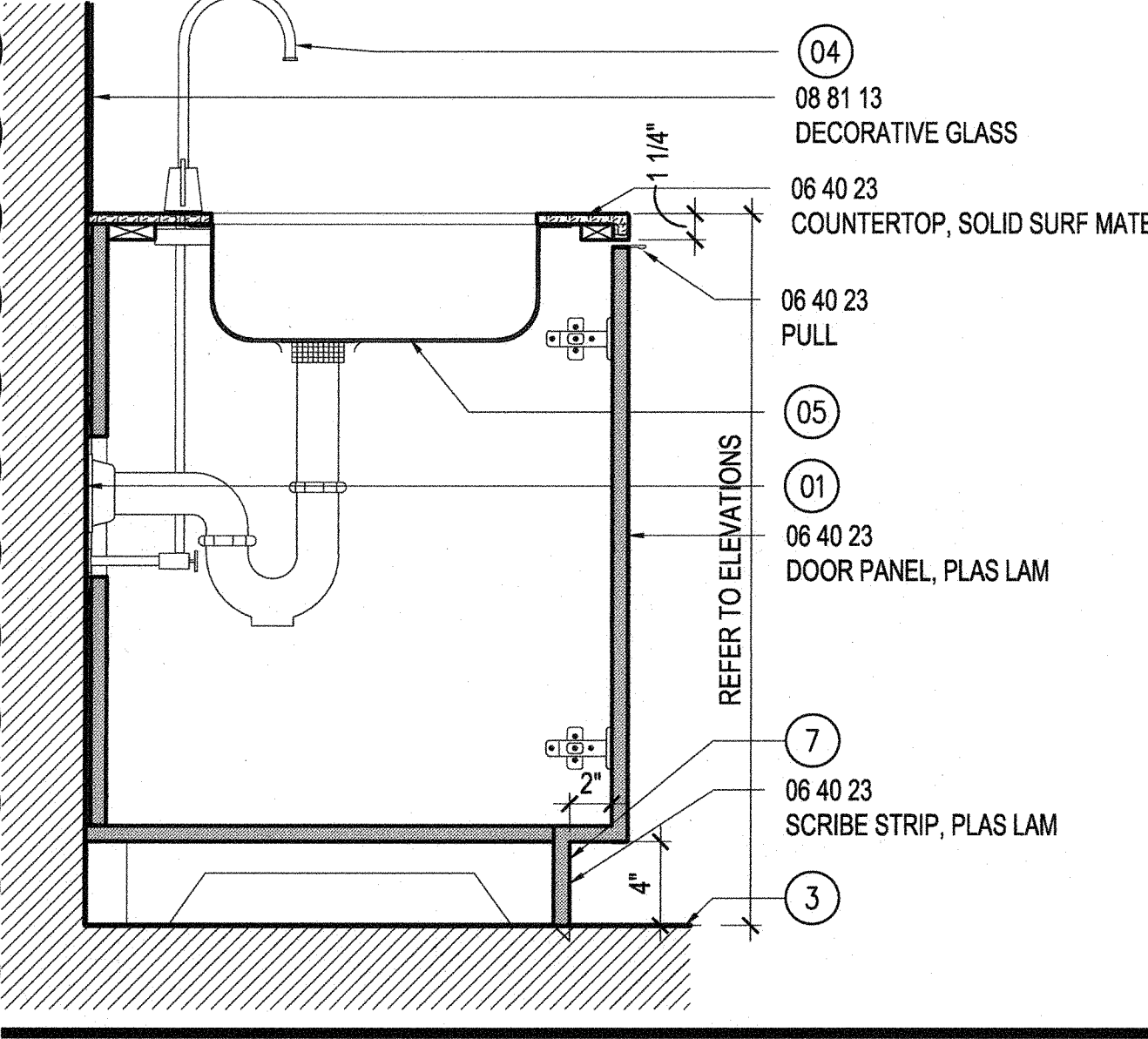
BASE CABINET WITH DRAWERS
SCALE: 1 1/2" = 1'-0"



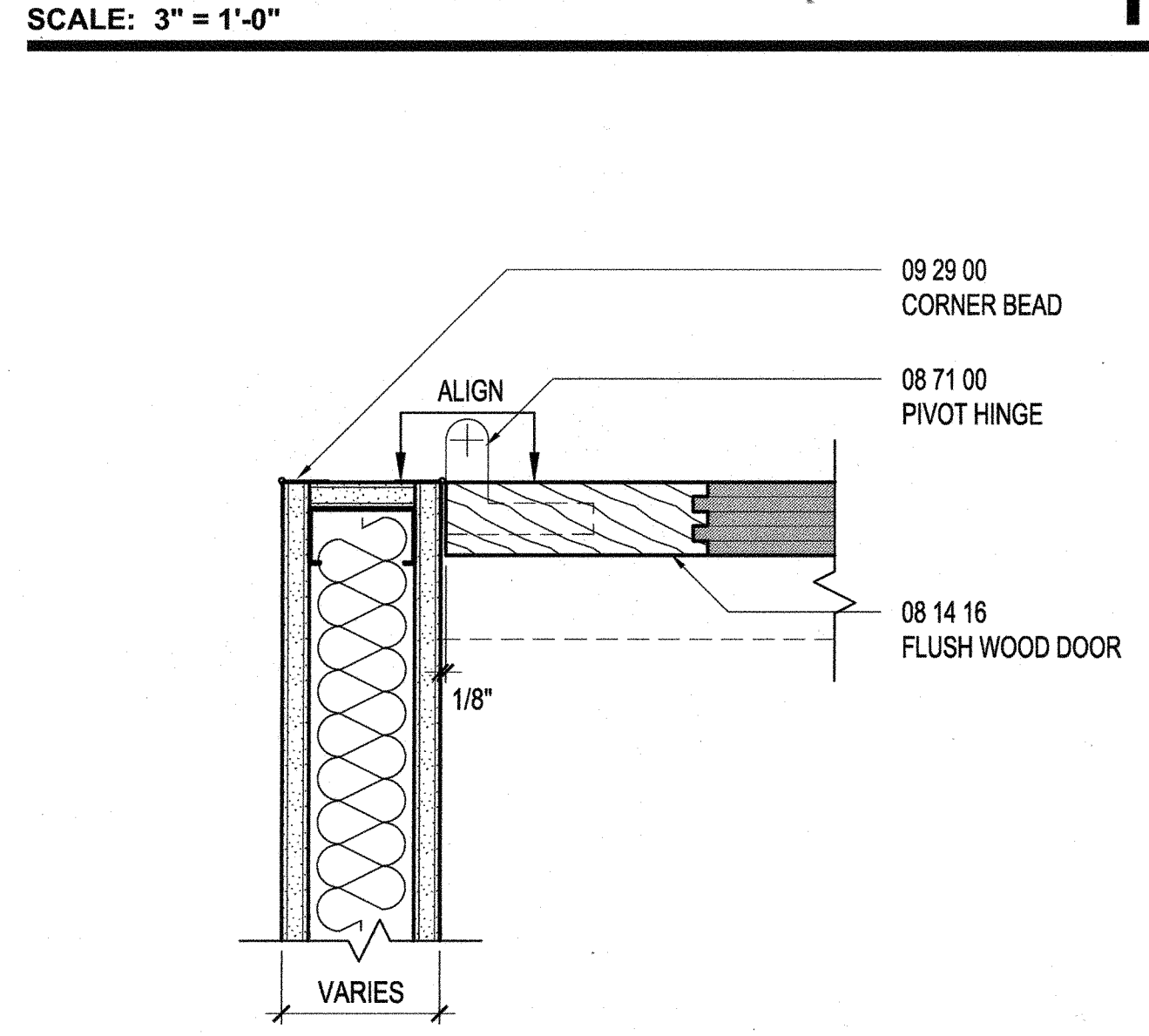
FLUSH WOOD DOOR HEAD
SCALE: 3" = 1'-0"



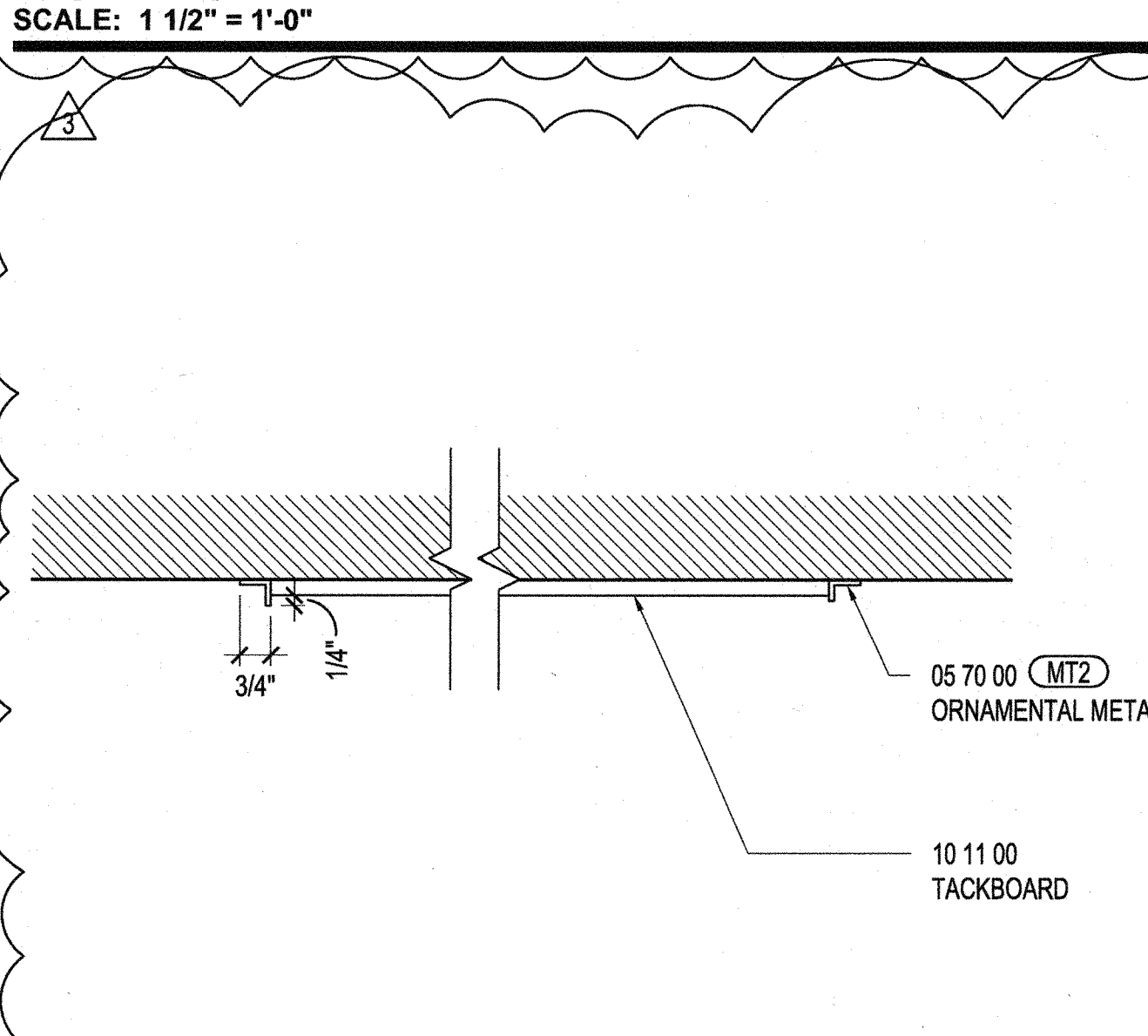
TACKBOARD EDGE PLAN DETAIL
SCALE: 3" = 1'-0"



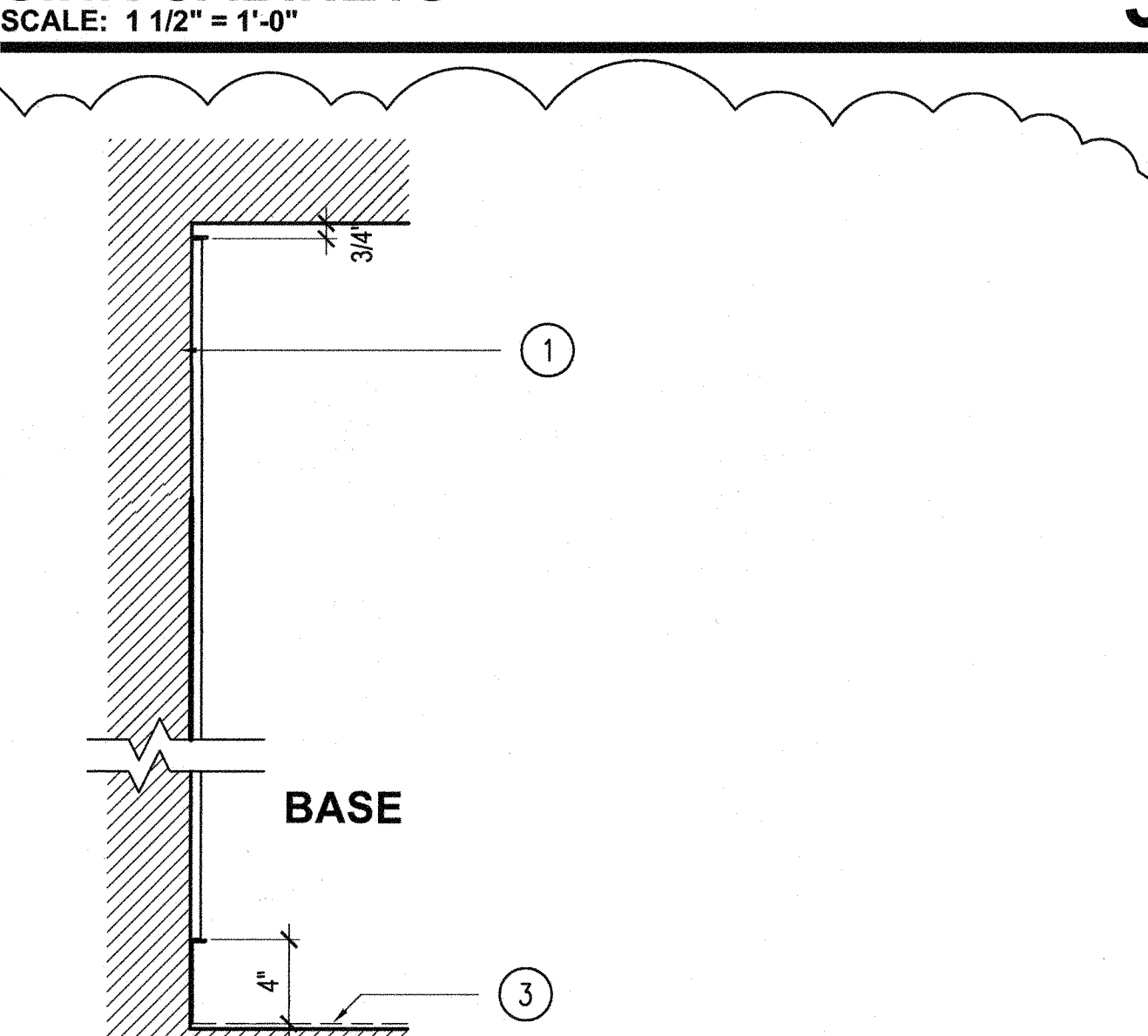
SINK CABINETS
SCALE: 1 1/2" = 1'-0"



FLUSH WOOD DOOR JAMB
SCALE: 3" = 1'-0"



TACKBOARD SECTION DETAIL
SCALE: 1 1/2" = 1'-0"



BASE CABINET
SCALE: 1 1/2" = 1'-0"

SHEET NOTES

- 01 SCHEDULED OR EXISTING PARTITION; REFER TO CONSTRUCTION PLAN
- 02 SCHEDULED CEILING; REFER TO REFLECTED CEILING PLAN
- 03 SCHEDULED FLOOR FINISH; REFER TO FINISH PLAN
- 04 SCHEDULED FAUCET SET; REFER TO EQUIPMENT SCHEDULE
- 05 SCHEDULED SINK; REFER TO EQUIPMENT SCHEDULE
- 06 PIPE INSULATION; REFER TO ENGINEERING DRAWINGS FOR SPECIFICATION
- 07 INTEGRAL TOE KICK, NOTCH AS REQUIRED TO ALLOW DOORS TO SWING OPEN
- 08 PROVIDE REMOVABLE DIVIDERS TO DIVIDE DRAWER INTO (6) EQUAL COMPARTMENTS
- 09 POWER OUTLET; REFER TO MEP FOR MORE INFORMATION
- 10 PROVIDE A FINISHED OPENING TO ACCESS ELECTRICAL DEVICE AND FOR EQUIPMENT VENTILATION; VERIFY OPEN DIMENSION WITH MANUFACTURERS.
- 11 OFFSET PIVOTS; REFER TO SPECIFICATIONS.
- 12 WOOD BLOCKING AS REQUIRED FOR STANDARDS AND BRACKETS
- 13 SOLID WOOD HEADER FINISHED TO MATCH ADJACENT DOOR FINISH U.O.N.
- 14 TRASH RECEPTACLE BY GC, SIZE SMALL OR LARGE; COORDINATE WITH PLANS.
SIZE SMALL: RUBBERMAID SLIM JIM 23 GA. 30"H x 20"D x 11"W FG354000GRAY
SIZE LARGE: RUBBERMAID SQUARE BRUTE 40 GA. 28 3/4"H x 23 1/2"W x 23 1/2"D FG356000GRAY
- 15 S.S. TRASH CHUTE
- 16 PAINTED PT1
- 17 SCHEDULED AV EQUIPMENT; REFER TO AV DRAWINGS FOR ADDITIONAL INFO; PROVIDE BLOCKING.
- 18 SCHEDULED VENDING MACHINE; REFER TO ELEVATIONS.
- 19 PROVIDE EXTENDED TOP PIVOT ARM ROUTED INTO DOOR FRAME TO ACCOMMODATE 5/8" GYP BOARD
- 20 LINE OF WALL BEYOND
- 21 LINE OF HEADER ABOVE
- 22 SCHEDULED LIGHT FIXTURE
- 23 PULLS TO BE VALLI & VALLI A295, 26D SATIN CHROME, SIZE B.

GENERAL NOTES



1800 Solar Drive
Oxnard, CA 93030


1230 Avenue of the Americas
Suite 1500
New York, NY 10020
Telephone: 212.492.1400
Facsimile 212.492.1472



Syska Hennessy Group, Inc.
800 Corporate Pointe
Suite 200
Culver City, CA 90230
Telephone: 310.312.0200
Fax: 310.473.7468

Issue	Date & Issue Description	By	Check
01	06/22/12	SJ	SJ
	PROGRESS SET		
02	07/31/12	ESMC	SJ
	Issued for Plan Check		
1	08/16/12	ESMC	SJ
	ISSUED FOR CONSTRUCTION		
2	09/12/12	ESMC	SJ
	BULLETIN # 1		
3	10/05/12	ESMC	SJ
	REVISED FOR PLAN CHECK COMMENTS		

Seal/Signature

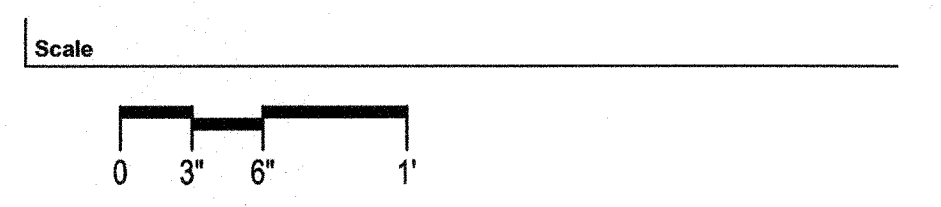


Project Name
VERIZON V.I.P.

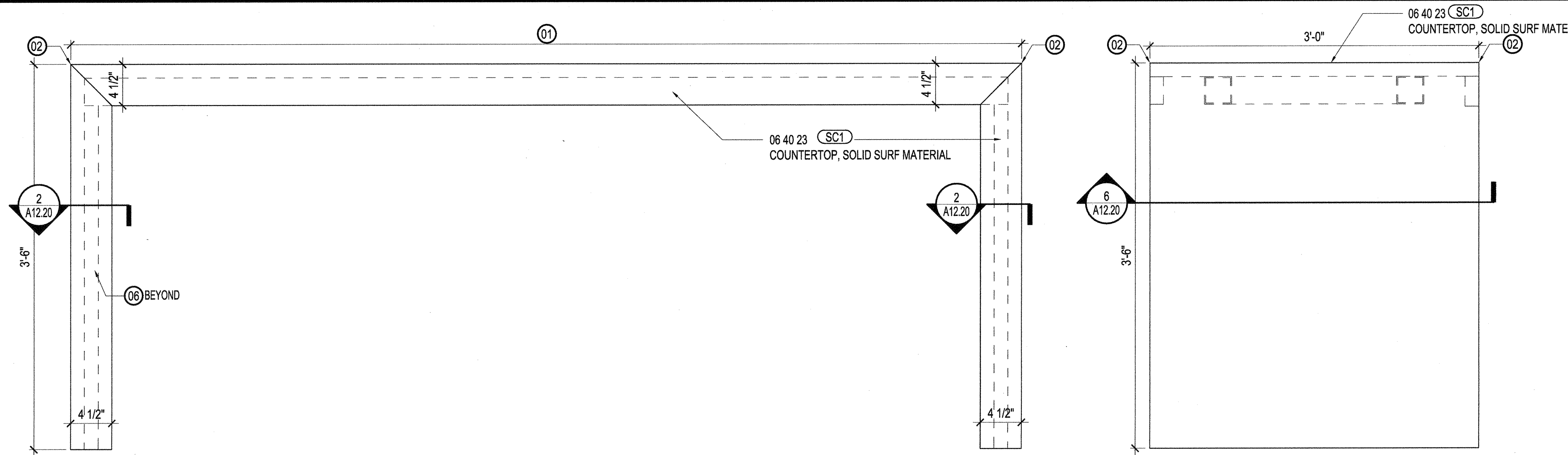
Project Number
06.8740.000

CAD File Name
A12-00

Description
TYPICAL MILLWORK DETAILS

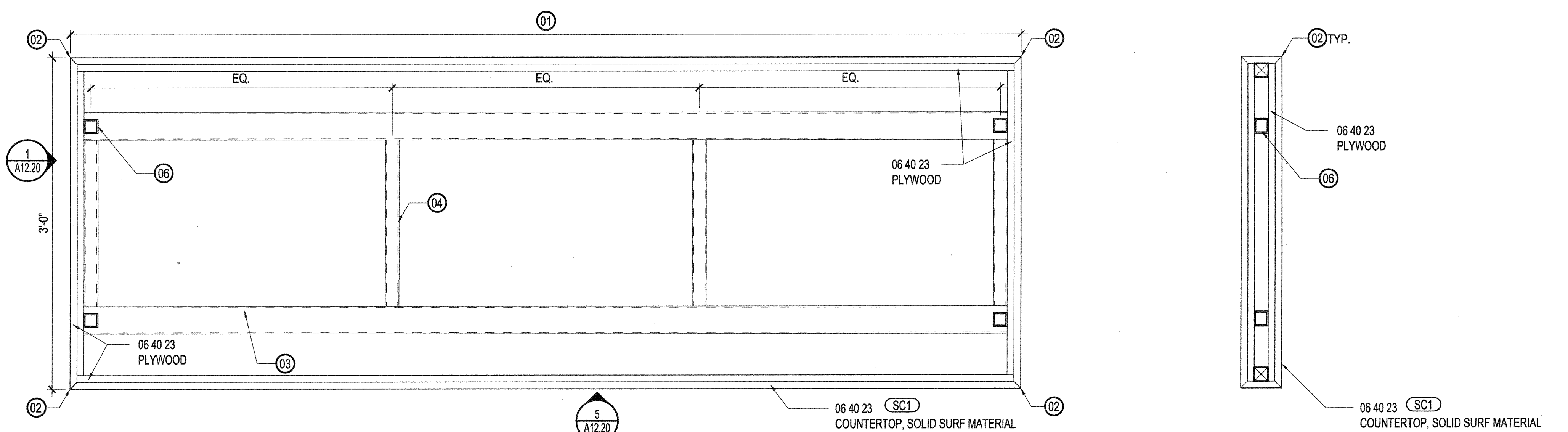


A12.20_SD



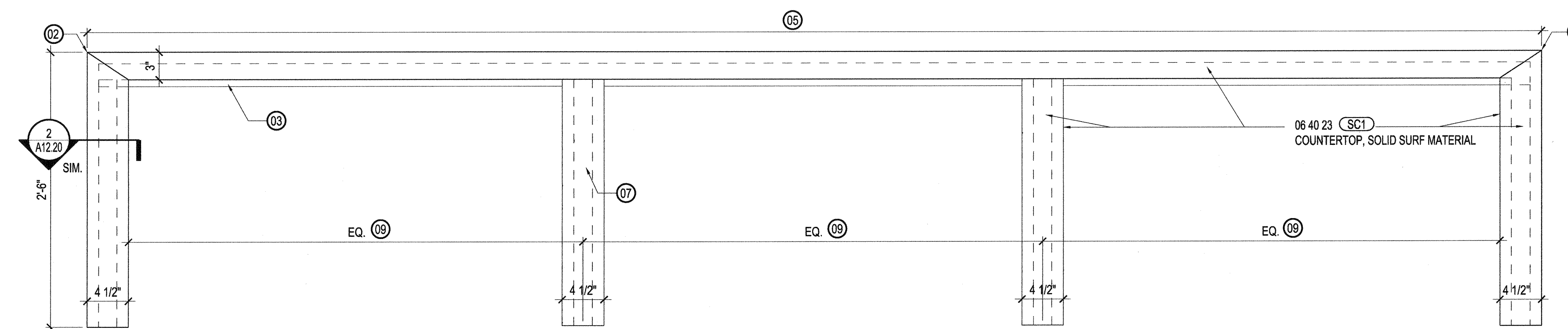
PANTRY TABLE ELEVATION
SCALE: 1 1/2" = 1'-0"

PANTRY TABLE ELEVATION
SCALE: 1 1/2" = 1'-0"



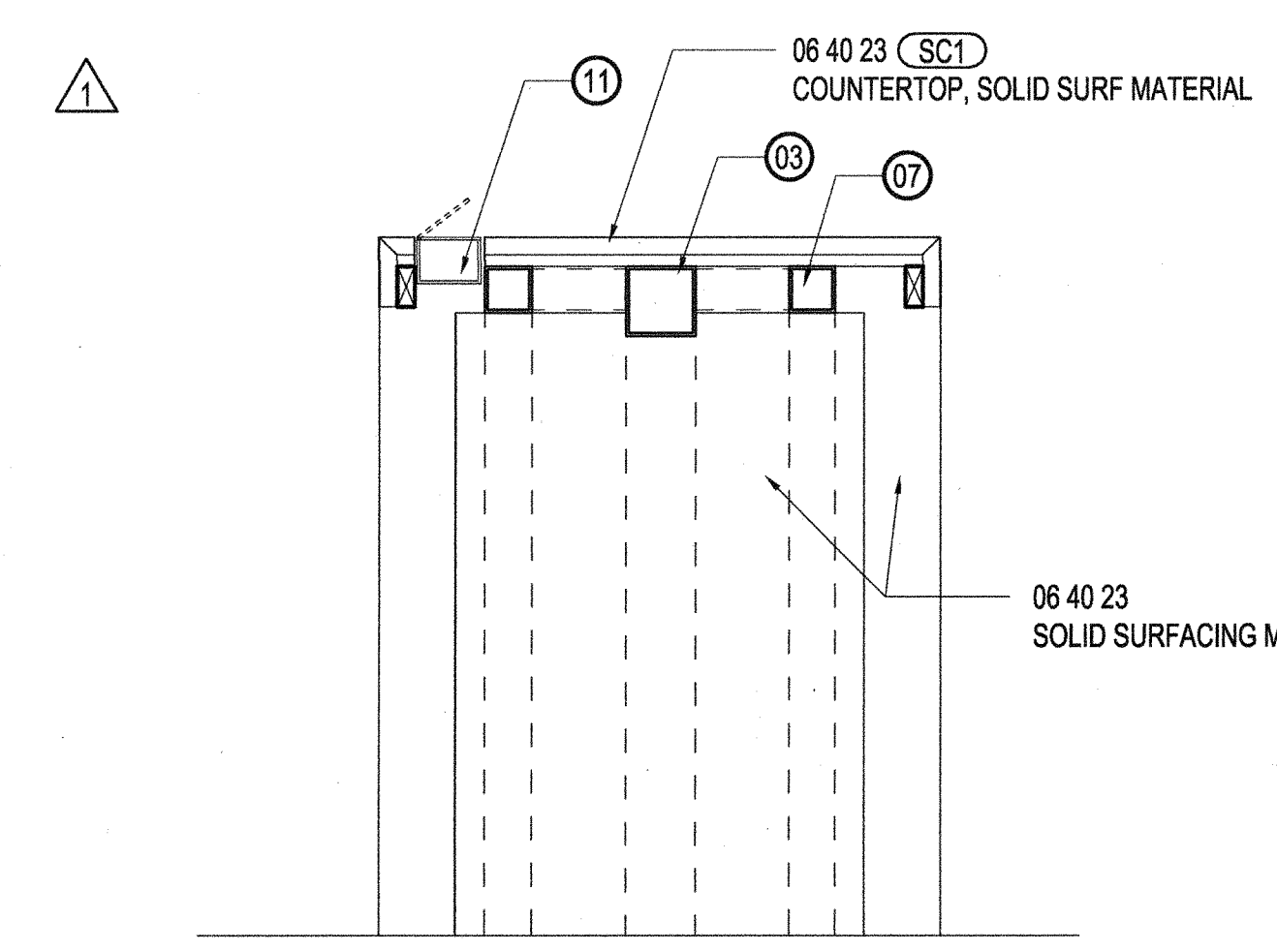
PANTRY TABLE SECTION
SCALE: 1 1/2" = 1'-0"

PANTRY TABLE SECTION
SCALE: 1 1/2" = 1'-0"

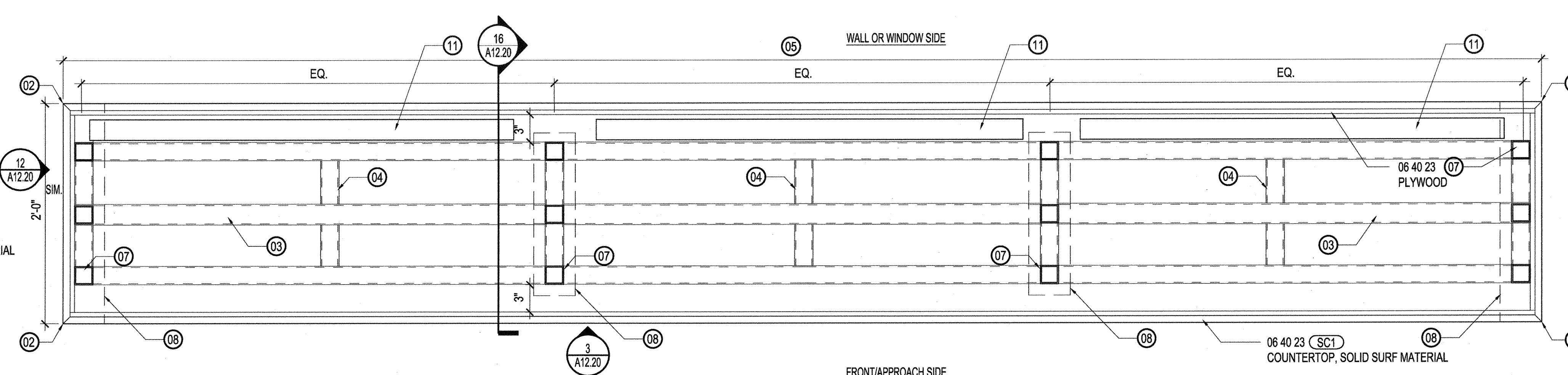


TOUCHDOWN TABLE ELEVATION
SCALE: 1 1/2" = 1'-0"

GENERAL NOTES



TOUCHDOWN TABLE SECTION
SCALE: 1 1/2" = 1'-0"



TOUCHDOWN TABLE SECTION
SCALE: 1 1/2" = 1'-0"

4

- SHEET NOTES**
- 01 REFER TO PLANS.
 - 02 1/8" QUIRK
 - 03 2 1/2" STEEL SQUARE HOLLOW SECTION, PAINT EXPOSED SURFACES PT4.
 - 04 STEEL SQUARE SECTION OUTRIGGER MAX 3'-0" O.C.
 - 05 REFER TO PLANS FOR TABLE LENGTH.
 - 06 1 1/2" SQUARE HOLLOW SECTION POST
 - 07 2" SQUARE SECTION, PAINT EXPOSED SURFACES PT4
 - 08 LINE OF LEG BELOW ENCLOSED IN SC1
 - 09 NUMBER OF VERTICAL SUPPORTS TO BE DETERMINED BY TABLE LENGTH, MAX SPAN 10'
 - 10 STEEL HORIZONTAL SUPPORT BEYOND
 - 11 CONTINUOUS PLUGMOLD - DOUG MOCKETT FLIP DOOR TROUGH



1800 Solar Drive
Oxnard, CA 93030




1230 Avenue of the Americas
Suite 1500
New York, NY 10020
Telephone: 212.492.1400
Facsimile: 212.492.1472



Syska Hennessy Group, Inc.
800 Corporate Pointe
Suite 200
Culver City, CA 90230
Telephone: 310.312.0200
Fax: 310.473.7468

Issue	Date & Issue Description	By	Check
01	07/31/12	ES/MC	SJ
	Issued for Plan Check		
1	08/10/12	ES/MC	SJ
	ISSUED FOR CONSTRUCTION		
3	10/05/12	ES/MC	SJ
	REVISED FOR PLAN CHECK COMMENTS		

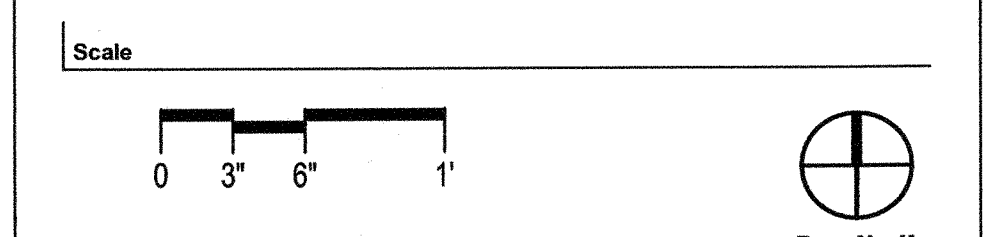


Project Name
VERIZON V.I.P.

Project Number
06.8740.000

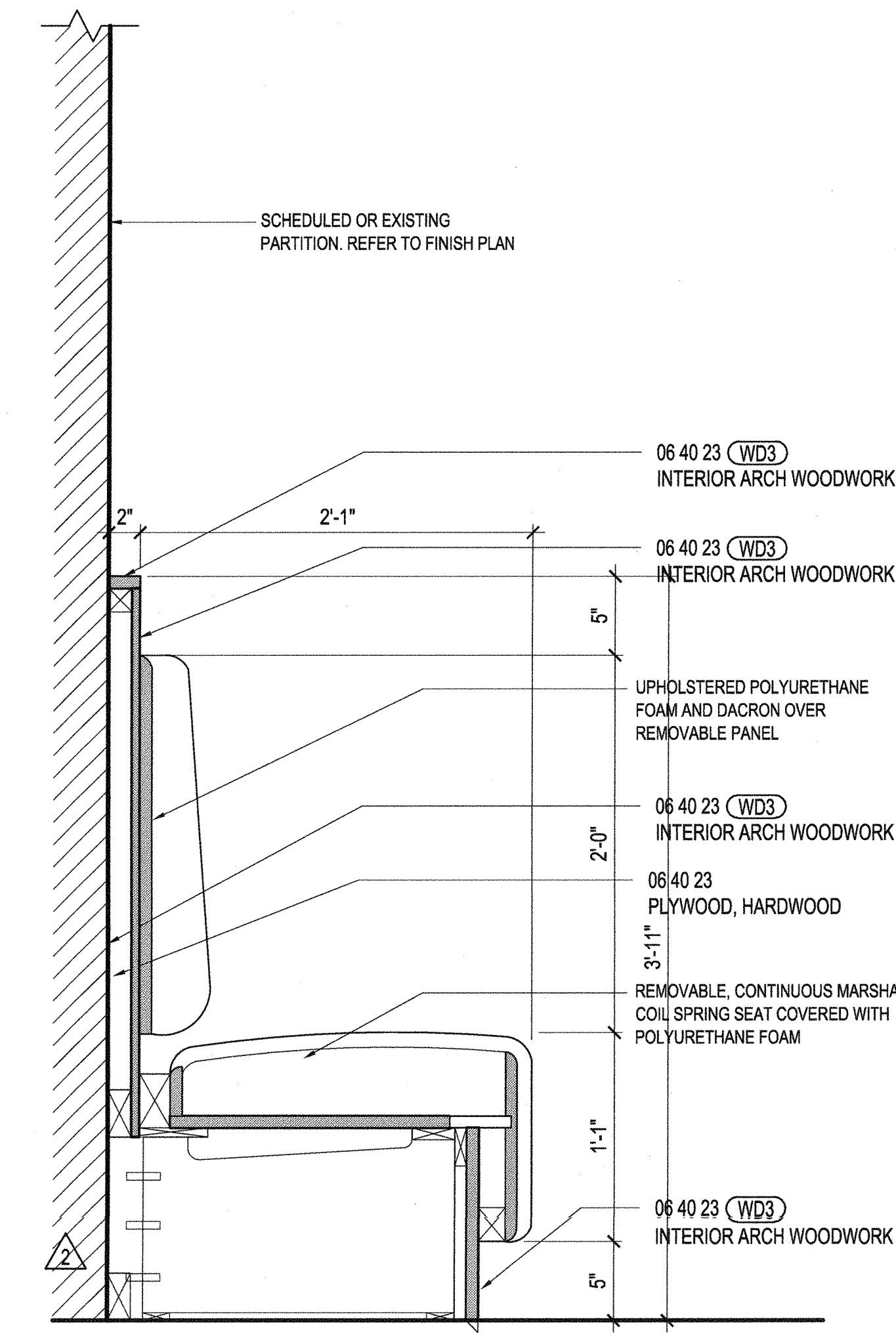
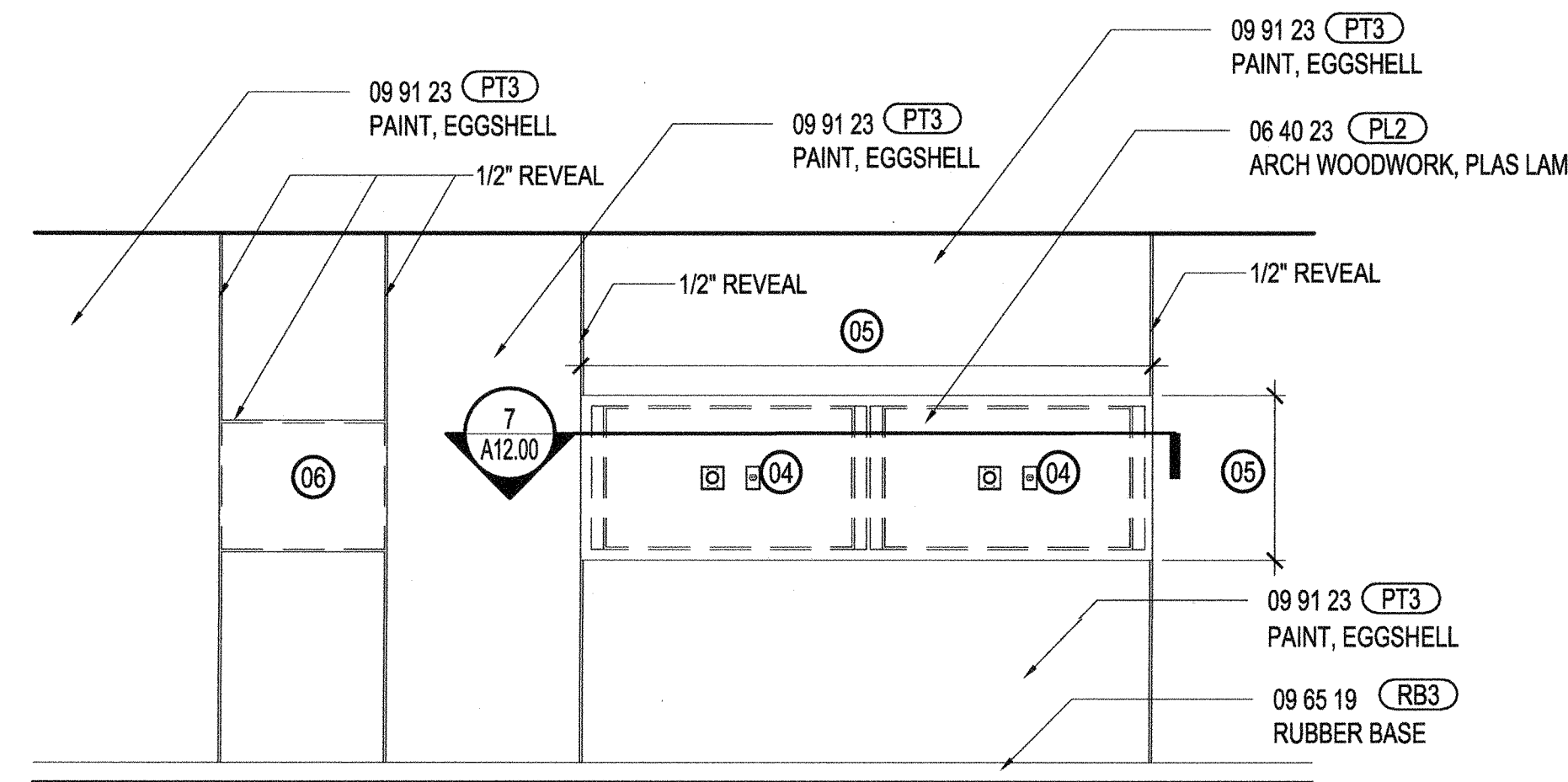
CAD File Name
A12-00

Description
TYPICAL MILLWORK DETAILS



A12.21_SD

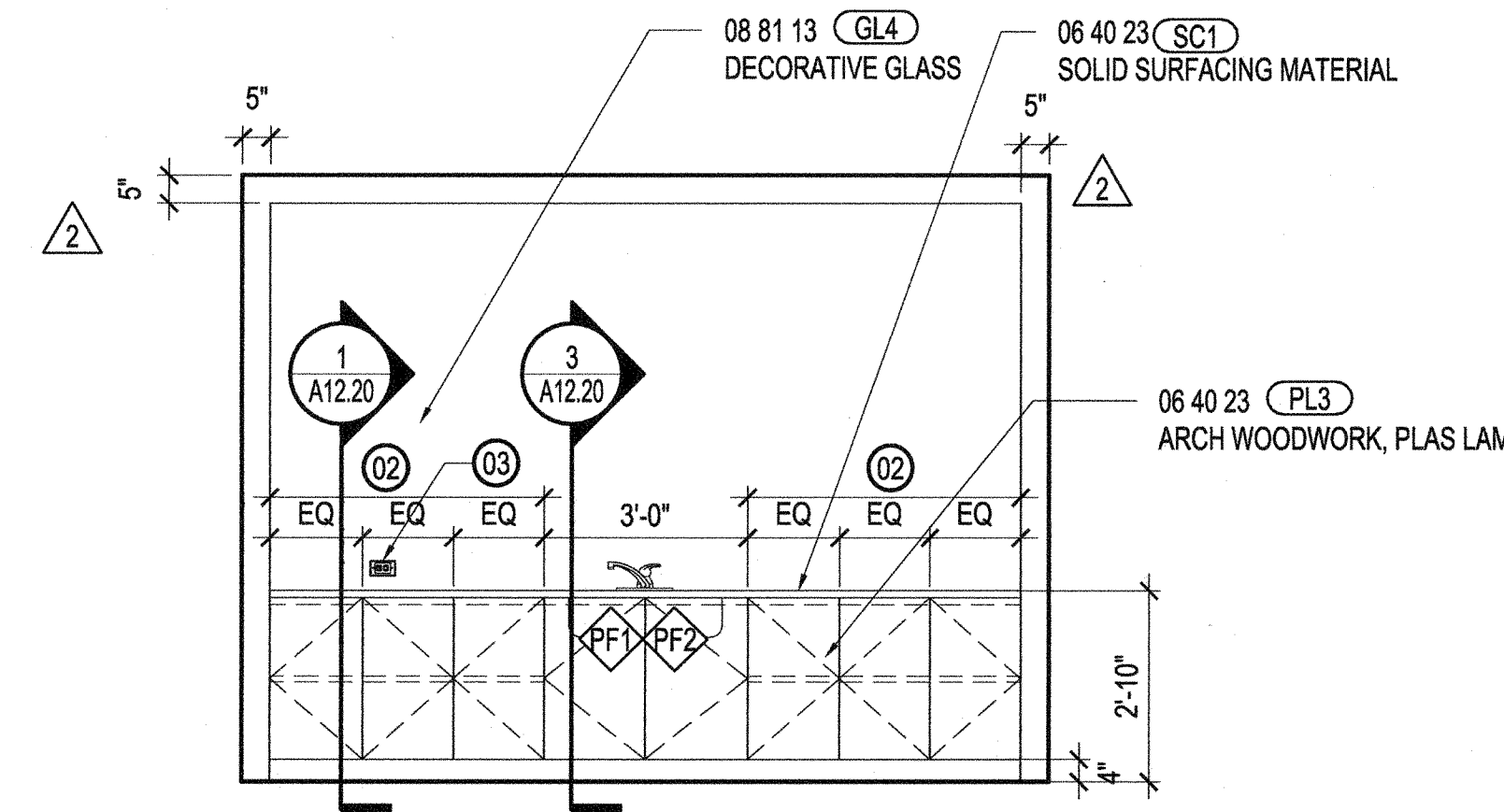
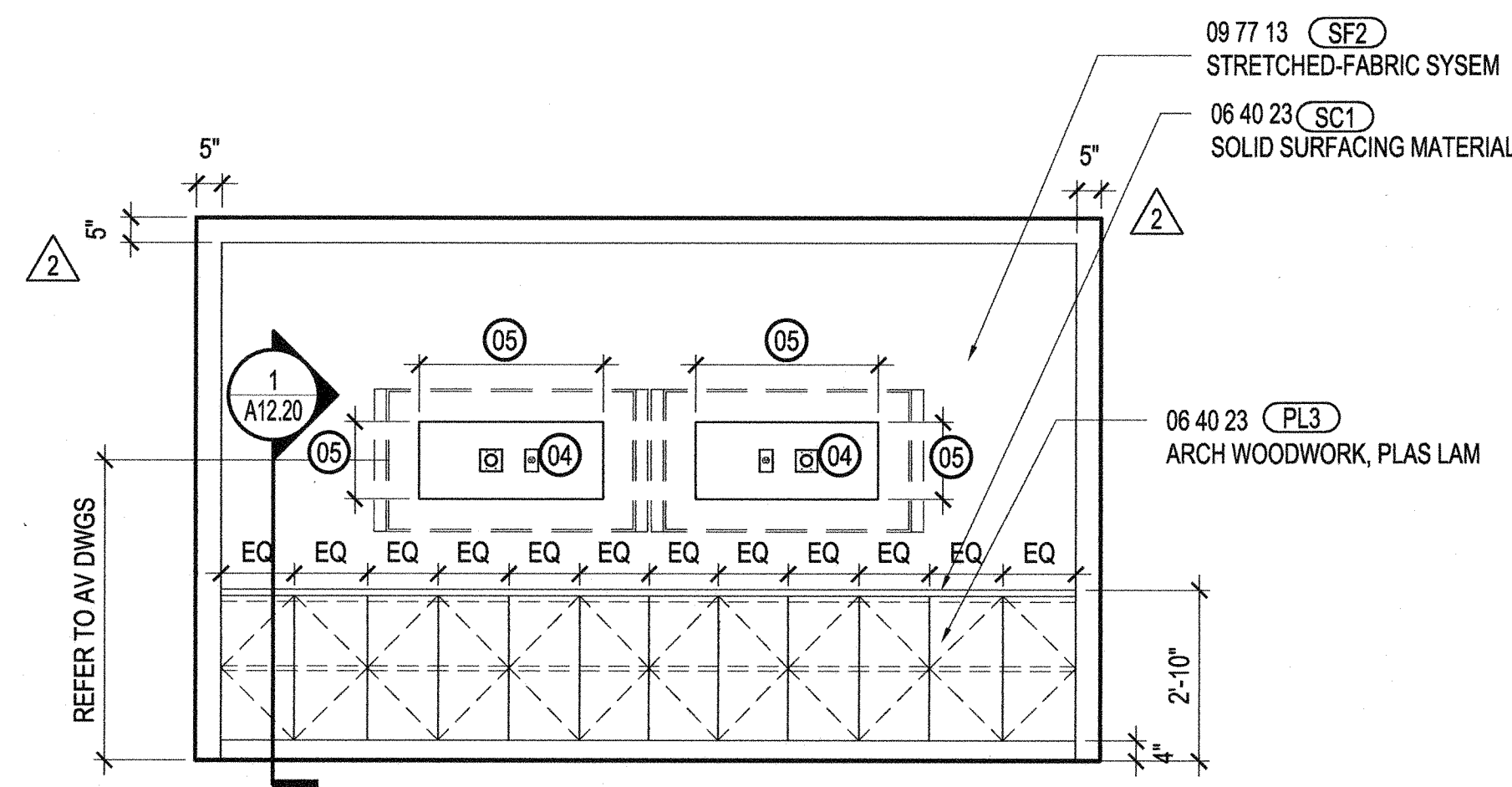
©2012 Gensler



CAFETERIA MONITORS & ATM ELEVATION
 SCALE: 3/8" = 1'-0"

6 BANQUETTE @ FULL WALL
 SCALE: 1 1/2" = 1'-0"

2

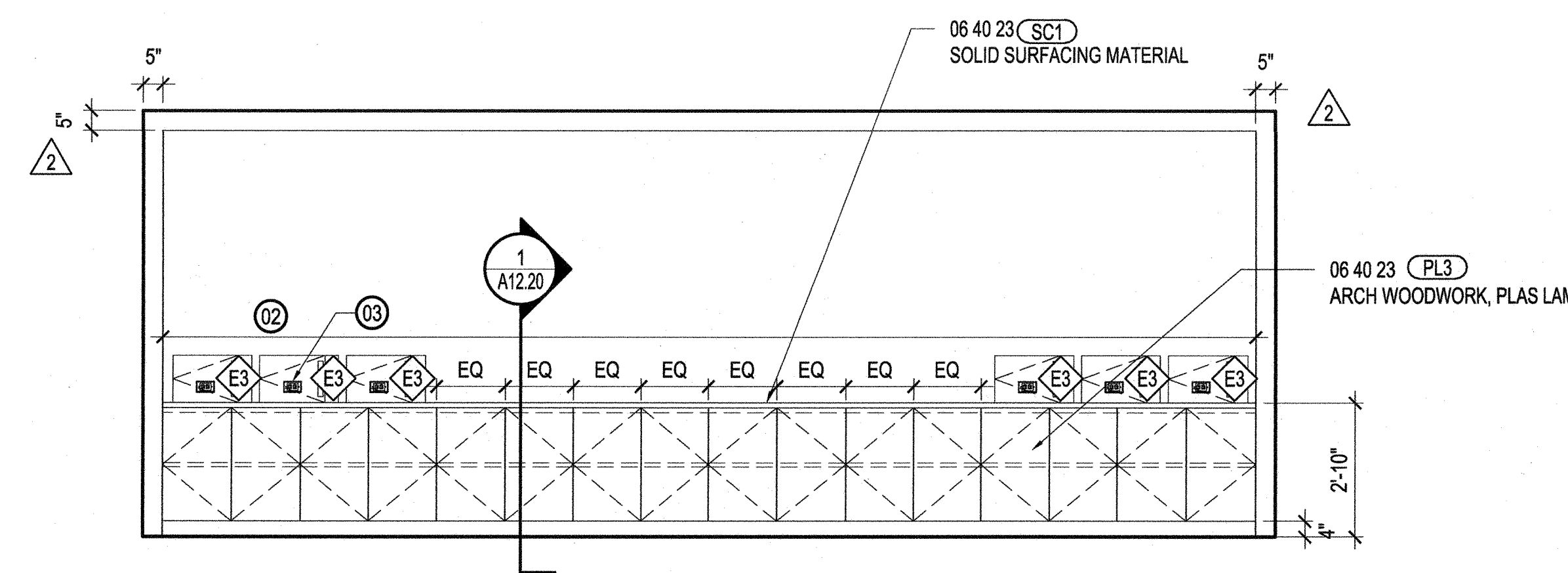
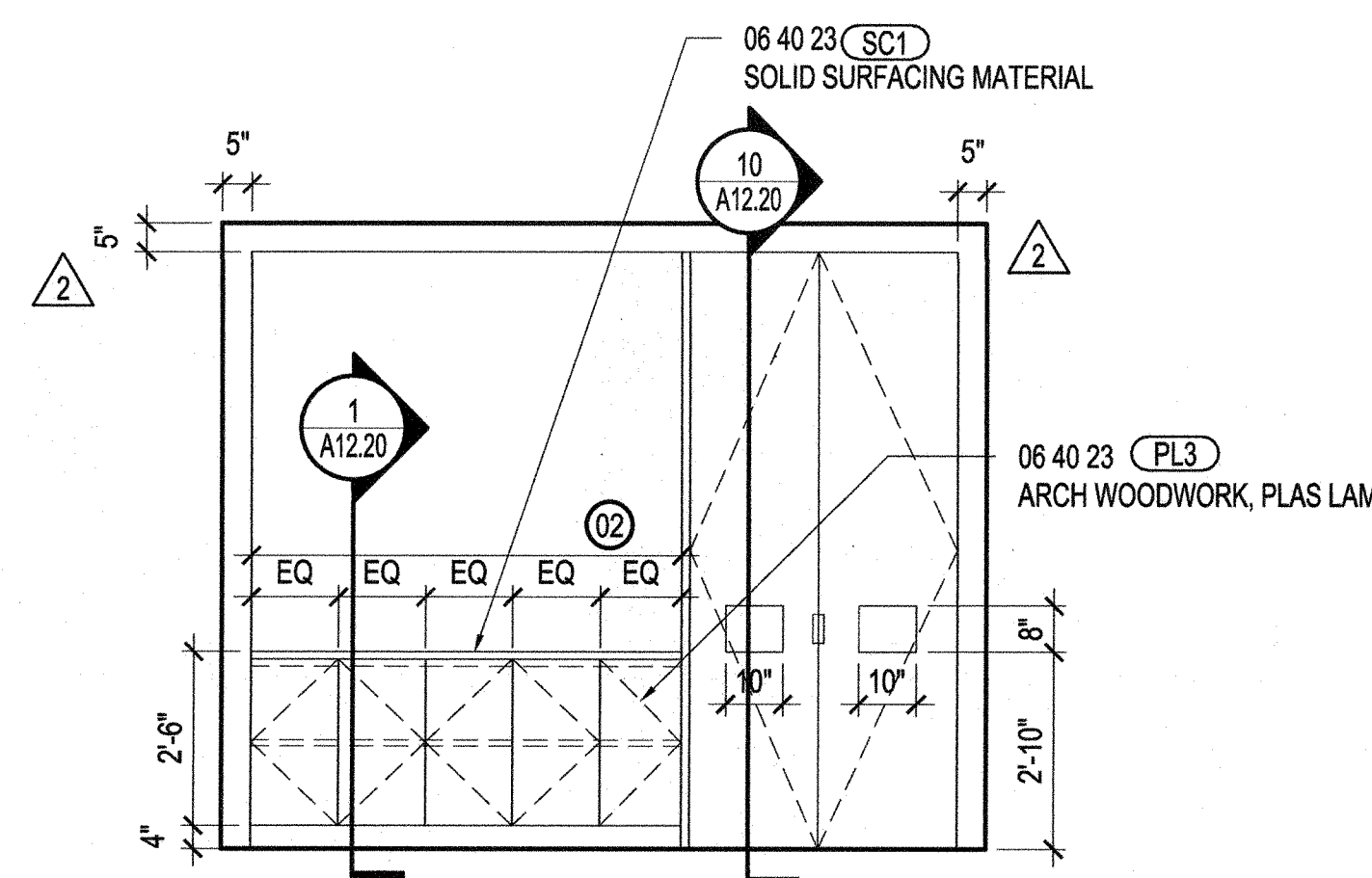


CAFETERIA MILLWORK ELEVATION
 SCALE: 3/8" = 1'-0"

15 CAFETERIA MILLWORK ELEVATION
 SCALE: 3/8" = 1'-0"

7 NOT USED
 SCALE:

3



CAFETERIA MILLWORK ELEVATION
 SCALE: 3/8" = 1'-0"

16 CAFETERIA MILLWORK ELEVATION
 SCALE: 3/8" = 1'-0"

8 NOT USED
 SCALE: 3/8" = 1'-0"

4

SHEET NOTES

- 11 SCHEDULED OR EXISTING FINISH FLOOR; REFER TO FINISH PLAN
- 12 NUMBER OF EQUAL CABINETS VARIES. REFER TO PLANS FOR COUNTER WIDTH. CABINET SIZES TO BE MAXIMIZED SUCH THAT NO CABINET DOOR EXCEEDS 1'-6"
- 13 WALL OUTLET. COORDINATE WITH A00.10 & POWER PLANS.
- 14 SCHEDULED AV EQUIPMENT. PROVIDE BLOCKING FOR MOUNTING. COORDINATE POWER REQUIREMENTS WITH ELECTRICAL AND AV DRAWINGS.
- 15 COORDINATE SIZE OF OPENING WITH AV EQUIPMENT SPECIFICATION.
- 16 EXISTING ATM MACHINE TO REMAIN

GENERAL NOTES

- 1. REMOVE EXISTING CEILING IN AREA OF WORK.
- 2. PATCH AND REPAIR ANY WALLS EXISTING TO REMAIN DAMAGED BY DEMOLITION.
- 3. ALL WALLS TO BE PTT/RS1 U.N.O.
- 4. NEW CEILING HEIGHT TO MATCH EXISTING.



1800 Solar Drive
 Orland, CA 93030




1230 Avenue of the Americas
 Suite 1500
 New York, NY 10020
 Telephone: 212.492.1400
 Facsimile 212.492.1472



Syska Hennessy Group, Inc.
 800 Corporate Pointe
 Suite 200
 Culver City, CA 90230
 Telephone: 310.312.0200
 Fax: 310.473.7468

Issue	Date & Issue Description	By	Check
01	07/31/12 Issued for Plan Check	ES/MC	SJ
1	08/10/12 ISSUED FOR CONSTRUCTION	ES/MC	SJ
2	08/12/12 BULLETIN #1	ES/MC	SJ
3	10/25/12 REVISED FOR PLAN CHECK COMMENTS	ES/MC	SJ

Seal/Signature



Project Name
 VERIZON V.I.P.

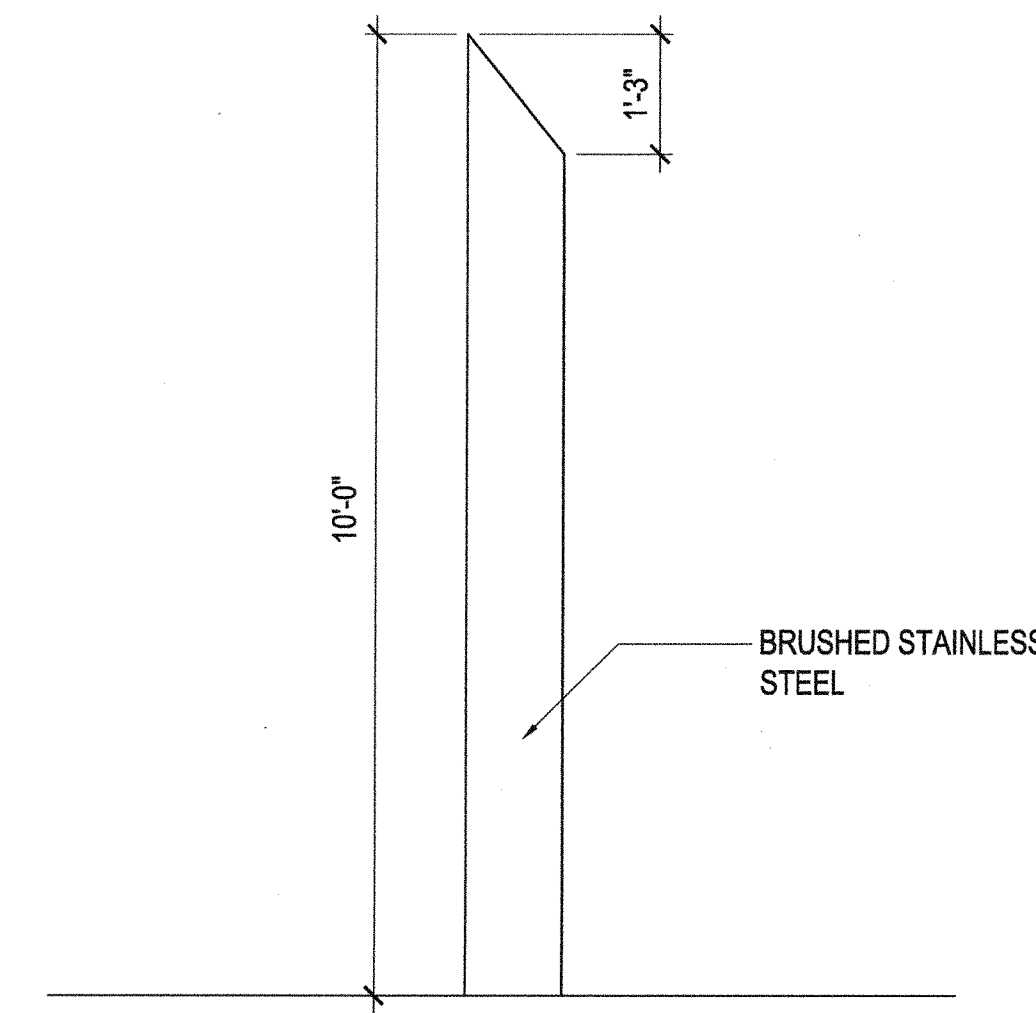
Project Number
 06.8740.000
 CAD File Name

Description
 CAFETERIA MILLWORK DETAILS

Scale
 3/16" = 1'-0"

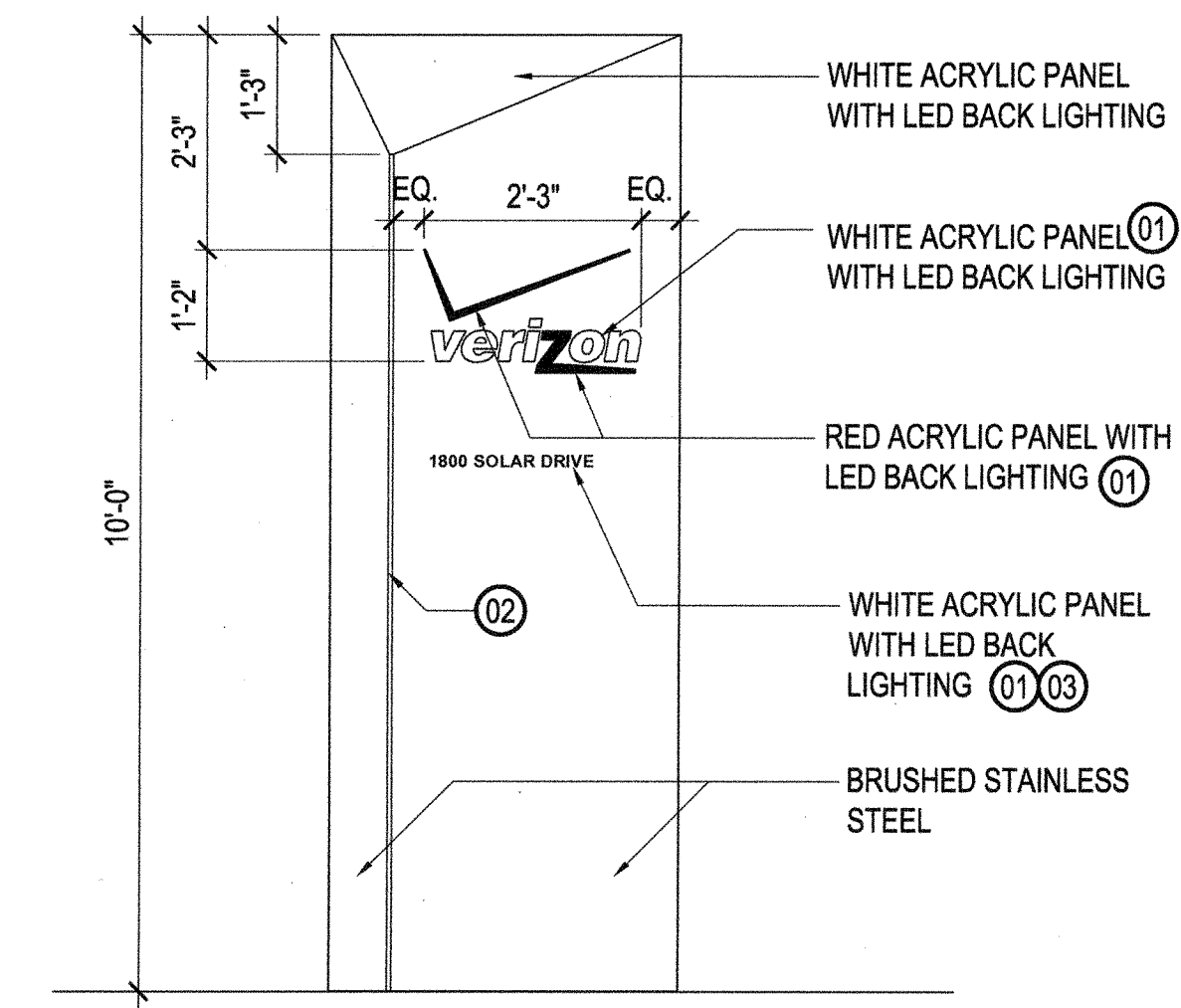
A12.25_SD





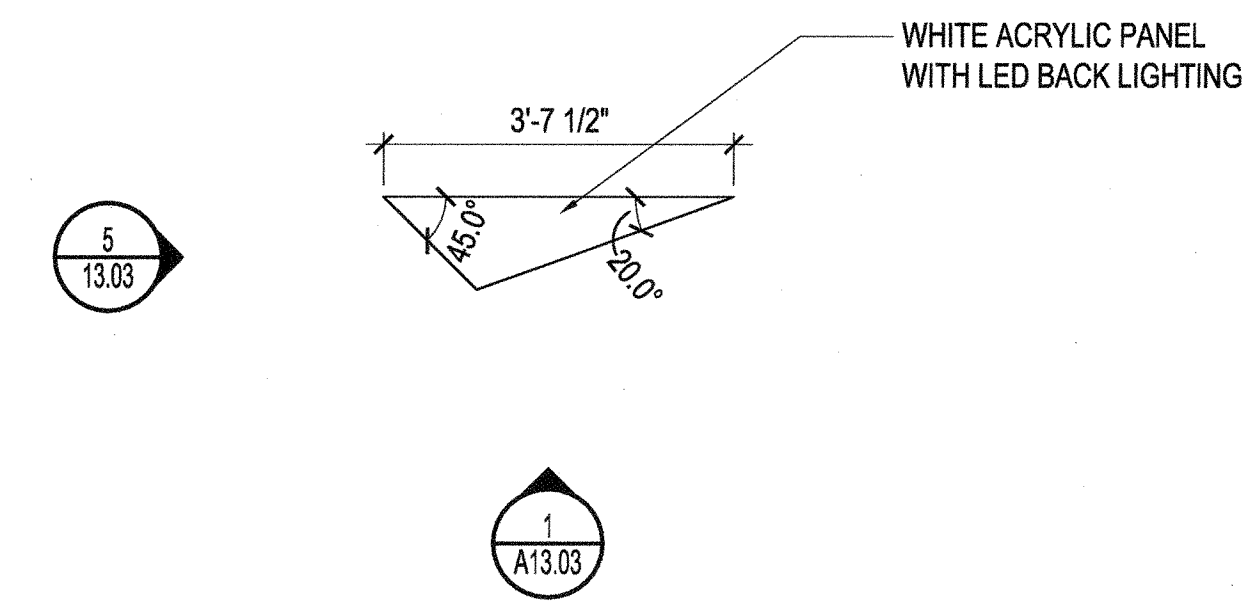
SIGNAGE MONUMENT SIDE ELEV.
SCALE: 1/2" = 1'-0"

5



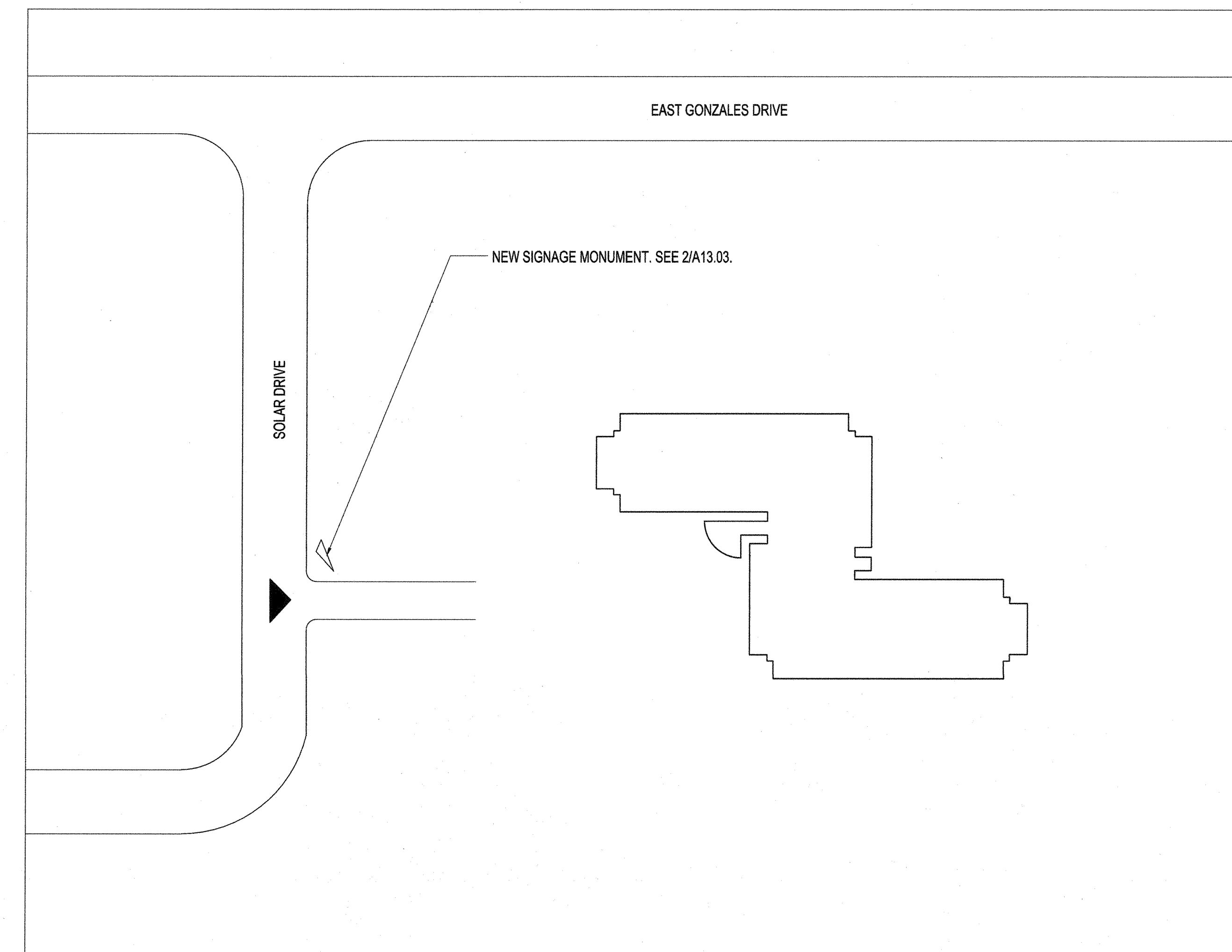
SIGNAGE MONUMENT FRONT ELEV.
SCALE: 1/2" = 1'-0"

1



SIGNAGE MONUMENT PLAN
SCALE: 1/2" = 1'-0"

2



SIGNAGE MONUMENT LOCATION KEY PLAN
SCALE: NTS

4

SHEET NOTES

- 11 BRUSHED STAINLESS STEEL CLADDING TO BE LAZER CUT WITH VERIZON LOGO. BACK-LIT ACRYLIC TO BE MOUNTED ADJACENT TO INTERIOR FACE OF BRUSHED STAINLESS STEEL CLADDING.
- 12 PROVIDE 1/2" STAINLESS STEEL VERTICAL "U" CHANNEL REVEAL AT PANEL SEAM FOR RAINWATER COLLECTION
- 13 BUILDING ADDRESS IN THIS LOCATION. COORDINATE WITH ARCHITECT/OOWNER.



1800 Solar Drive
Oxnard, CA 93030



1230 Avenue of the Americas
Suite 1500
New York, NY 10020
Telephone: 212.492.1400
Facsimile 212.492.1472




Syska Hennessy Group, Inc.
800 Corporate Pointe
Suite 200
Calver City, CA 90230
Telephone: 310.312.0200
Fax: 310.473.7468

Issue	Date & Issue Description	By	Check
01	07/31/12 Issued for Plan Check	ESMC	SJ
1	08/10/12 ISSUED FOR CONSTRUCTION	ESMC	SJ

GENERAL NOTES

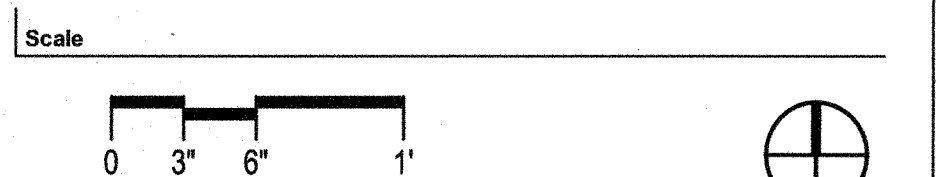
1. DRAWINGS FOR DESIGN INTENT AND LOCATION ONLY. SIGNAGE VENDOR TO PREPARE FABRICATION SHOP DRAWINGS FOR REVIEW BY ARCHITECT.
2. PROVIDE APPROPRIATE DRAINAGE SLOPES FOR SHEDDING RAINWATER AND FOUNTAIN.
3. PROVIDE MOUNTING DETAILS.
4. FINAL LOCATION OF MONUMENT TO BE APPROVED BY ARCHITECT AND OWNER.

Seal/Signature




Project Name
VERIZON V.I.P.

Project Number
06.8740.000
CAD File Name
A12-00
Description
EXTERIOR SIGNAGE MONUMENT



A13.03_SD



©2012 Gensler